



# **BULLETIN ON JOB OPPORTUNITIES IN INDIA**

---

**2018-19**



**GOVERNMENT OF INDIA  
MINISTRY OF LABOUR & EMPLOYMENT  
DIRECTORATE GENERAL OF EMPLOYMENT  
SURVEY & STUDY DIVISION  
SHRAM SHAKTI BHAWAN, NEW DELHI**

**2021**

## CONTENTS

Contents	Page No.
Preface	(i)
Study Team	(ii)
List of Statistical Tables	(iii)-(iv)
Introduction (Scope, Coverage, Limitations)	(v)-(vi)
Key Highlights of Job Bulletin 2018-19	(vii-viii)
Job Bulletin 2018-19 - An Overview	(ix)-(xv)
<b>Chapters:</b>	
I Job-opportunities for Engineers	1-2
II Job-opportunities for Technologists	3-4
III Job-opportunities for Agricultural Scientists	5-6
IV Job-opportunities for Medical Personnel	7-8
V Job-opportunities for Natural Scientists	9-10
VI Job-opportunities for Social Scientists & Teachers	11-12
VII Job-opportunities in Miscellaneous Disciplines	13-14
VIII Summary of Previous Chapters	15-16
IX Job-opportunities for Diploma Holders	17-18
X Job-opportunities for Non Graduates	19-20
XI Job-opportunities for Service Personnel	21-23
XII Analysis of Vacancies	24-27
XIII Union Public Service Commission Vacancies	28-31
XIV Staff Selection Commission Vacancies	32-37
XV Vacancies which could not be filled-up by UPSC, State Public Service Commissions, SSC and Railway Recruitment Boards	38
XVI National Career Service Project	39-41
XVII Various Employment Generation Schemes/Employment Promotion programme	42-44
Statistical Tables (Table No. 1-14)	45-148
List of State Public Service Commissions/Railway Recruitment Boards	149-153



भारत सरकार  
श्रम और रोजगार मंत्रालय  
रोजगार महानिदेशालय  
Government of India  
Ministry of Labour & Employment  
Directorate General of Employment  
Shram Shakti Bhawan  
New Delhi-110001

**ARUN KUMAR BISWAS**  
DIRECTOR GENERAL (STATS)

## **P R E F A C E**

The Directorate General of Employment has been conducting, Studies on job profiles in India from time to time. The present issue of "Bulletin on Job-Opportunities in India" is one of the important initiatives for making better and reliable database on the job-opportunities available in India during 2018-19.

2. In this publication, an attempt has been made to compile and analyze the data relating to job opportunities that were available to job seekers holding post-graduate, graduate degrees in disciplines of engineering, technology, agriculture, medicine, natural sciences, social sciences, teaching and other miscellaneous subjects according to the pay level ranges with or without experience etc. Deputation opportunities to service personnel have been included in the issue. Further, job-opportunities for Middle School, High School, Senior Secondary School and Diploma holders/ITI pass job seekers have also been analyzed and explained in this Report. Similarly, space has been added on vacancies by Staff Selection Commission. Demand and supply have been analyzed by adding employment through various employment generation schemes run by Govt. of India through various Ministries/Departments. Even though job-opportunities in private sector are partially covered, the compilation does not reflect total picture of available employment. However, factual information provides useful insights on employment opportunities available in various sectors and sub-sectors of economy across the country.

3. I hope, this publication would be of great help to job-seekers, Vocational Guidance Officers, Employment Officers, Counselors, service personnel and others who are engaged in the counseling under vocational field.

4. I place on record my appreciation of the work done by team of officers and staff under the valuable guidance and supervision of Sh. S. B. Singh, Deputy Director General (Employment) for providing new facet to the analysis of job opportunities sector-wise, discipline wise pay level wise etc. and also admire the support and contribution of Sh. Gopal Prasad, Economic Adviser for this publication.

5. I also express thanks to various Recruiting Agencies, Employment Exchanges, Universities, Railway Recruitment Boards, State Public Service Commissions and other related agencies all over the country for making available the requisite information.

(ARUN KUMAR BISWAS)

Dated :7<sup>th</sup> October, 2021

# **BULLETIN ON JOB-OPPORTUNITIES IN INDIA**

**(Directorate General of Employment)**

## **STUDY TEAM**

- 1. Shri S. B. Singh : Deputy Director General (Employment)**
- 2. Dr. Shikha Anand : Director of Employment**
- 3. Smt. Reeta : Deputy Director of Employment**
- 4. Smt. Minakshi : Sr. Statistical Officer**
- 5. Ms Jyoti : Sr. Statistical Officer**
- 6. Smt. Geeta Devi : Assistant Section Officer**
- 7. Smt. Ranjana : Junior Computer**
- 8. Shri Vikas Verma : Junior Computer**

## LIST OF TABLES

<b>Table No.</b>	<b>Title</b>	<b>Page No.</b>
<b>1A</b>	Vacancies for engineers under various sectors by pay levels	<b>45-47</b>
<b>1B</b>	Vacancies for engineers according to work-experience	<b>48</b>
<b>1C</b>	State-wise and sector-wise vacancies for engineers	<b>49</b>
<b>2A</b>	Vacancies for technologists under various sectors by pay-ranges	<b>50-52</b>
<b>2B</b>	Vacancies for technologists according to work experience	<b>53</b>
<b>2C</b>	State-wise and sector-wise vacancies for technologists	<b>54</b>
<b>3A</b>	Vacancies for Agricultural Scientists under various sectors by pay levels	<b>55-57</b>
<b>3B</b>	Vacancies for Agricultural Scientists according to work experience	<b>58</b>
<b>3C</b>	State-wise and sector-wise vacancies for Agricultural Scientists	<b>59</b>
<b>4A</b>	Vacancies for Medical Personnel under various sectors by pay levels	<b>60-62</b>
<b>4B</b>	Vacancies for Medical Personnel according to work experience	<b>63</b>
<b>4C</b>	State-wise and sector-wise vacancies for Medical Personnel	<b>64</b>
<b>5A</b>	Vacancies for Natural Scientists under various sectors by pay levels	<b>65-67</b>
<b>5B</b>	Vacancies for Natural Scientists according to work experience	<b>68</b>
<b>5C</b>	State-wise and sector-wise vacancies for Natural Scientists	<b>69</b>
<b>6A</b>	Vacancies for Social Scientists including teaching under various sectors by pay levels	<b>70-72</b>
<b>6B</b>	Vacancies for Social Scientists including teaching according to work experience	<b>73</b>
<b>6C</b>	State-wise and sector-wise vacancies for Social Scientists including teaching	<b>74</b>
<b>7A</b>	Vacancies in Miscellaneous Disciplines by pay levels	<b>75-77</b>
<b>7B</b>	Vacancies in Miscellaneous Disciplines according to work experience	<b>78</b>
<b>7C</b>	State-wise and sector-wise vacancies in Miscellaneous Disciplines	<b>79</b>
<b>8A</b>	Distribution of vacancies for Graduates & above by branches of study and sector of establishments	<b>80</b>
<b>8B</b>	Distribution of vacancies for Graduates & above according to pay levels	<b>81</b>
<b>8C</b>	Distribution of vacancies for Graduates & above according to experience	<b>82</b>
<b>8D</b>	Distribution of vacancies for Graduates & above state-wise and faculty-wise	<b>83</b>

<b>Table No.</b>	<b>Title</b>	<b>Page No.</b>
<b>9A</b>	Distribution of vacancies for diploma holders/ITIs by branches of study and sector of establishments	<b>84</b>
<b>9B</b>	Distribution of vacancies for diploma holders/ITIs according to pay levels	<b>85</b>
<b>9C</b>	Distribution of vacancies for diploma holders/ITIs according to experience	<b>86</b>
<b>9D</b>	Distribution of vacancies for diploma holders/ITIs state-wise and faculty-wise	<b>87</b>
<b>10</b>	State-wise dispersion of various vacancies for non-graduates	<b>88</b>
<b>11A</b>	Distribution of deputation vacancies by branches of study and sector of establishments	<b>89</b>
<b>11B</b>	Distribution of deputation vacancies according to branches of study and pay levels	<b>90</b>
<b>11C</b>	Distribution of deputation vacancies according to experience	<b>91</b>
<b>11D</b>	Distribution of deputation vacancies state-wise and faculty-wise	<b>92</b>
<b>11E</b>	Distribution of deputation vacancies for according to subjects	<b>93-97</b>
<b>12A</b>	Discipline-wise vacancies notified during 2010 & 2018-19	<b>98</b>
<b>12B(i)</b>	Discipline-wise out-turn of Graduates/Post-Graduates during the year 2009-10 & 2018-19	<b>99</b>
<b>12B(ii)</b>	Discipline-wise out-turn of Doctorate Degree Awardees during the year 2009-10 & 2018-19	<b>100</b>
<b>12C</b>	Distribution of vacancies notified for Diploma holders/ITIs/Graduate & above according to various subjects during 2010 & 2018-19	<b>101-106</b>
<b>13</b>	Type of vacancies for which suitable candidates could not be found by UPSC during the year 2018-19	<b>107-113</b>
<b>14</b>	Vacancies which could not be filled by State Public Service Commission, Staff Selection Commission and Railway Recruitment Boards for want of suitable applicants during the year 2018-19	<b>114-148</b>

## **INTRODUCTION**

### **Scope, Coverage, Limitations**

The present issue is fortieth (XL) in the series of "Bulletin on Job-Opportunities in India" brought out by Directorate General of Employment (DGE) in Ministry of Labour & Employment. The study contains information about Job-opportunities that were available during 2018-19 for job-seekers holding graduate post-graduate, Doctorates in disciplines of engineering, technology, agriculture, medicine, natural sciences, social sciences including teaching and other miscellaneous subjects/disciplines. Further, Job opportunities for diploma holders/ITIs and middle, high and higher secondary school job seekers have been analyzed. Besides, deputation opportunities for service personnel have also been made part of this analysis/study.

2. All possible efforts were made to collect information about Job-opportunities during 2018-19, advertised by employers both in public and private sector through major recruiting agencies, such as Union Public Service Commission (UPSC), State Public Service Commissions (SPSCs), Railway Recruitment Boards (RRBs) and Staff Selection Commission as well as those notified to Employment Exchanges including Central Employment Exchange, New Delhi. However, vacancies, which might have occurred but were not notified to either of the above agencies, could not be taken into account in this study.

3. The information presented in this study has been analyzed according to various disciplines of studies and sectors of employment, namely Central Government, State Governments, Quasi-Government, Local Bodies and Private Sector. Vacancies have also been analyzed according to three pay level ranges viz., per-mensem level up-to level-5, level-6 to level-9 and level-10 & above. The vacancies, which could not be filled up by UPSC & State Public Service Commissions for want of suitable candidates, have also been highlighted in Chapter- XV.

4. The information pertaining to opportunities for diploma holders has been given in Chapter- IX and the opportunities in respect of middle school, high school & senior secondary school has been analyzed and presented in Chapter-X. Thus, the study presents a factual scenario of job opportunities all over India.

5. The information pertaining to deputation opportunities has been analysed in Chapter-XI of this publication. It includes analysis of deputation opportunities according to various pay level ranges, sectors of economy, branches of study, etc., and thus, depicts in nutshell a crisp view of deputation opportunities available across the country.

6. State/Union Territory-wise vacancies have been identified based on State/Union Territory of concerned Department/agency by which vacancies have been notified, if vacancies appeared in advertisements have not been specifically categorized place of posting.
7. The information on Universities/Institutions of national importance is collected through Annual Reports, All India Survey on Higher Education 2018-19 by Department of Higher Education. The information is based on 944 (95.1%) out of 993 Universities/Institutions of national importance during 2018-19.
8. The information received from Employment Exchanges through Career Planning Information (CP-I) return has also been incorporated along-with vacancies compiled through Employment News for the year, 2012. The response from Employment Exchanges all over the country remained 50%.
9. The information received on category of vacancies/occupations which could not be filled up by the UPSC, SSC, SPSCs and RRBs during the year 2018-19 mainly relates to UPSC, 29 State Public Service Commissions, 21 Railway Recruitment Boards and Indian Council of Agricultural Research. The response position had been of the order of 65%.
10. Reference period was taken from 1st April, 2018 to 31st March, 2019 for compiling of the data. Most of the information/data presented in this Bulletin is based on actual responses.
11. The totals shown in the write up as well as in different tables may not tally due to rounding off.
12. Data covered under the Bulletin has been based on real matrices. It is expected that the information contained in this Bulletin will prove to be of immense value not only to students, Vocational Guidance Officers, Counselors, Career Masters, Universities/Research Institutions, Job-seekers and others interested in the various aspects of careers but also to various categories of service personnel/professionals interested to serve other Departments/Ministries on transfer on deputation for gaining varied experience and other benefits.



## KEY HIGHLIGHTS OF JOB OPPORTUNITIES 2018-19

### Coverage of Job opportunities:

- ❖ This Job Bulletin covers all the vacancies/job opportunities notified through Union Public Service Commission, State Public Service Commissions, Railway Recruitment Boards, Employment Exchanges including Central Employment Exchange and Agricultural Scientists Recruitment Board, etc. during 2018-19
- ❖ The vacancies/job opportunities are categorized in 4 broad categories; **Graduates/Post-Graduates/Ph.D. holders, Diploma holders, Non-Graduates and vacancies for transfer on deputation.** During 2018-19 total 5,48,680 vacancies have been notified, out of which 2,41,483 vacancies for Graduates/Post-Graduates/Ph.D. holders, 1,67,385 for Diploma holders, 1,32,603 vacancies for Non-Graduates and 7,209 vacancies for transfer on deputation were covered.

### Job-opportunities by Sectors:

- ❖ The analysis of all vacancies notified during 2018-19 according to various sectors of employment shows that 55.52% of the vacancies were notified by private establishments, 20.74% in Central Government, 18.43% in Quasi-Government, 4.67% in State Government and 0.65% in Local Bodies.

### Job-opportunities by Disciplines:

- ❖ The distribution of vacancies notified during 2018-19 by faculties shows that the maximum (84.55%) vacancies were notified for Miscellaneous Disciplines (pass graduates in Science Arts & Commerce, Business Management & Administration, Banking, Music, company secretaryship, Hotel management & other vacancies (unspecified), followed by 6.63% for Engineers & Technologists, 3.54% for Medical Personnel, 3.45% for Social Scientists including Teaching, 1.15% for Natural Scientists and 0.67% for Agricultural & Allied Scientists

### Job-opportunities by Pay-Levels:

- ❖ About 65.66% of the vacancies were notified in the pay levels 1-5 during 2018-19 followed by 20.29% of jobs offered in the pay level 10 & above and 14.05% in the pay levels 6-9.

### Job-opportunities by Experience:

- ❖ Almost 70.53% of the vacancies were open to freshers and 29.47% vacancies were offered to persons having some experience during 2018-19 notified for all categories.

### **Job-opportunities by States/UTs:**

❖ Among States/UTs, all vacancies notified during 2018-19 the maximum share was of Maharashtra with 57.57% vacancies followed by 8.72% vacancies in Delhi, 1.63% in Gujarat, 1.49% in Uttar Pradesh. The vacancies which could not be classified by location are 24.34%. Rest of the vacancies shared by other States/UTs.

### **Job opportunities through NCS Portal**

As per the data available total number of vacancies uploaded on NCS portal for the period 2018-19 were 16,87,801. Besides these, 6,59,721 job vacancies were available through job fairs conducted under NCS (online as well as offline) and 11,21,095 vacancies were available through job fairs organized by all State Employment Exchanges in the country.

### **Out-turn from Universities:**

Out-turn of Graduates/Post-Graduates from universities during the year 2018-19 was 79,74,779 as against 18, 69,755 in the year 2010.

The number of persons awarded Doctorate Degree in various disciplines during 2018-19 was 40,813 as against 21,744 during 2009-10.

However, imbalance between passed out candidates and job opportunities available in the economy may have oftenly re-directed the youth towards higher education/training for further enhancement of educational/professional qualifications, taking up self-employment ventures. Bulk of them have higher aspirations/expectations as their life goals and remained to continue preparation for various competitive examinations/achieving the desired results.

## **JOB BULLETIN 2018-19 - AN OVERVIEW**

One of the major concerns of job-seekers; Vocational Guidance Officers; Employment Officers and Manpower Planners in the present economic scenario is to find out areas/disciplines which have significant employment potential as also those areas/occupations in which shortage of manpower is experienced by employers so as to guide youth coming out of Schools/Universities into productive channels of employment.

This Job Bulletin covers all the vacancies/job opportunities notified through Union Public Service Commission, State Public Service Commissions, Railway Recruitment Boards, Employment Exchanges including Central Employment Exchange and Agricultural Scientists Recruitment Board, etc. during 2018-19.

### **Classification of Vacancies**

In this bulletin the vacancies notified during 2018-19 have been classified under 208 heads under 7 different fields i.e. engineering, technology, agriculture, medicine, natural sciences, social sciences including teaching and other miscellaneous subjects/disciplines.

### **Segregation of all vacancies**


The analysis of vacancies/job opportunities are categorized in 4 broad categories; vacancies for **Graduates/Post-Graduates/Ph.D. holders, Diploma holders/ITIs, Non-Graduates and vacancies for transfer on deputation basis.**

The details of vacancies notified for **Graduates/Post-Graduates/Ph.D. holders** have been given in Chapter-I to Chapter-VII & its summary in Chapter-VIII, Chapter-IX highlights the vacancies for Diploma holders/ITIs. The vacancies notified for Non-graduates are presented in Chapter-X and the vacancies for deputation personnel are covered in Chapter-XI. The Chapter-XII presents overall scenario of all vacancies notified during 2018-19 as well as out-turn of Graduates/Post-Graduates/Ph.D. holders from Universities.

### **Over all scenario of vacancies**

As per present study 5,48,680 various kind of vacancies emerged in the economy during 2018-19. These vacancies include 2,41,483 vacancies notified for graduates/post-graduates/doctorates, 1,67,385 for diploma holders/ITIs, 1,32,603 for non-graduates and 7,209 deputation vacancies.

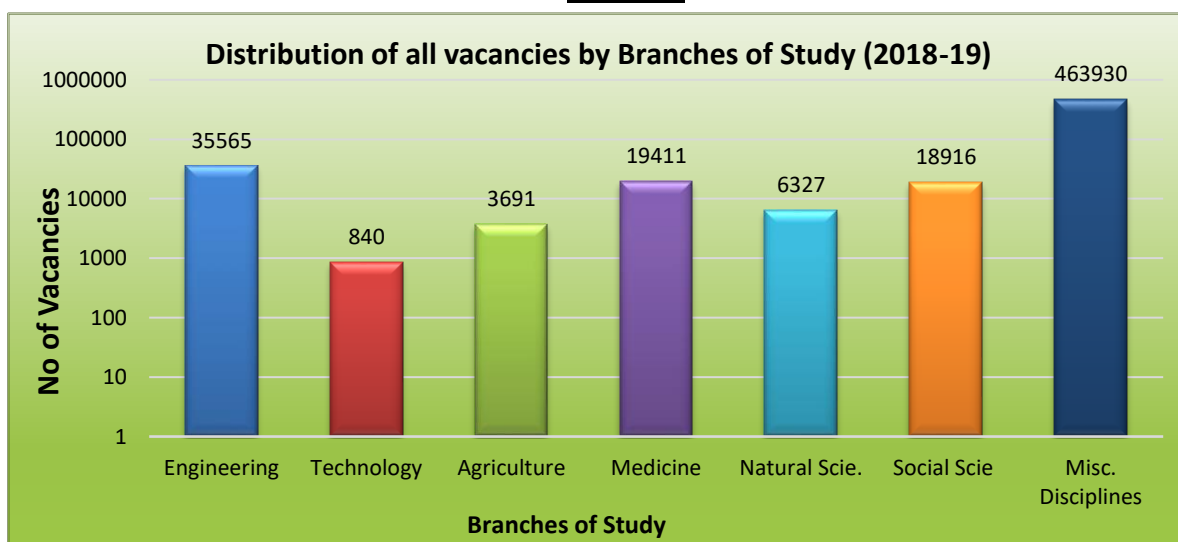
**Figure-1**



**Branch wise distribution**

In 2018-19, maximum 4,63,930 vacancies were offered in miscellaneous disciplines (pass graduates in Science Arts & Commerce, Business Management & Administration, Banking, Music, company secretaryship, Hotel management & other vacancies (unspecified) having 84.55% share in total vacancies. Rest of the vacancies notified under Engineering & Technology taken together were 36,405, Medicine were 19,411, Social Science including Education/Teaching 18,916, Natural Science 6,327 and Agriculture shared 3,691 vacancies.

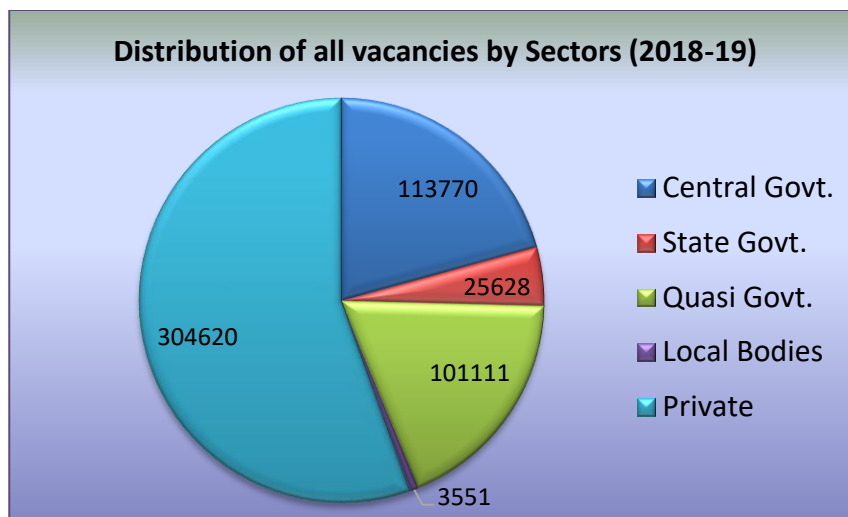
**Figure-2**



### Sector-wise break up

Sector-wise break up of all vacancies notified in 2018-19 shows that 3,04,620 vacancies were from Private Establishments, and 1,13,770 from Central Government followed by 1,01,111 from Quasi-Government, 25,628 from State Government and 3,551 from Local Bodies.

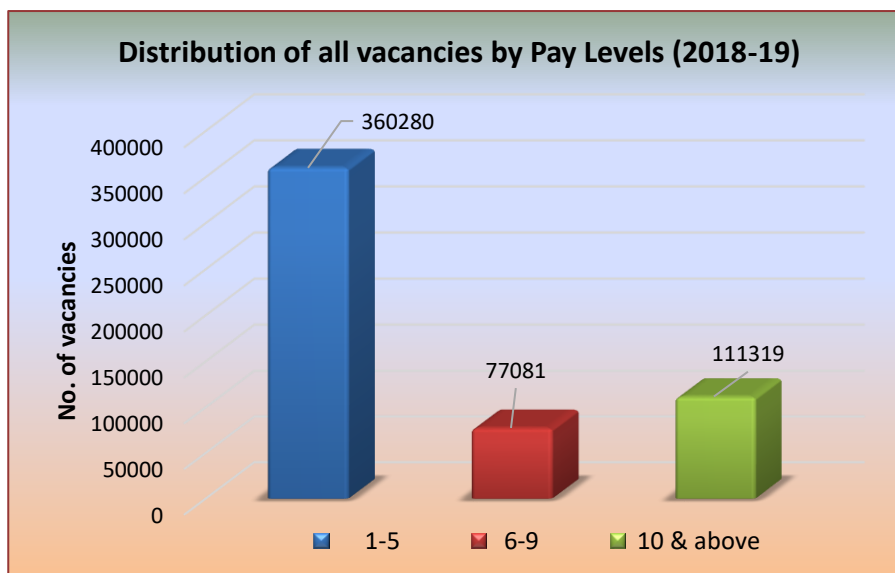
**Figure-3**



### Pay levels wise distribution

All the vacancies available in 2018-19 under three pay levels ranges reveals that there were 3,60,280 vacancies in the pay levels 1-5 followed by 1,11,319 vacancies in the pay level 10 & above and 77,081 in the pay levels 6-9.

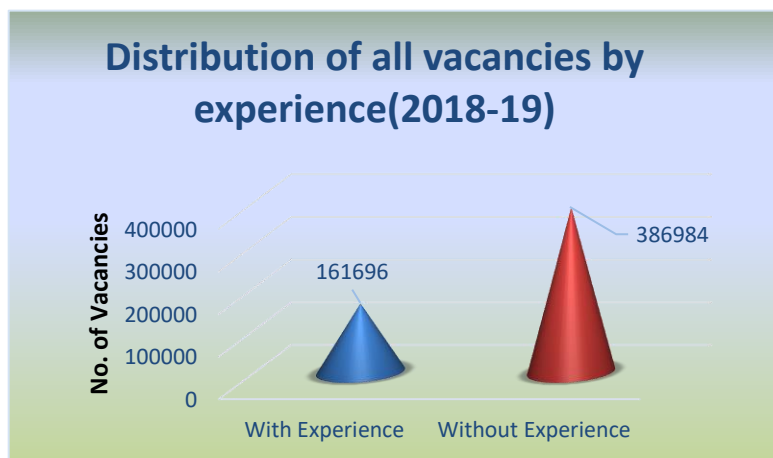
**Figure-4**



### **Distribution of vacancies by Experience**

The majority of jobs during 2018-19 were open to freshers. Out of total jobs, opportunities (70.53%) jobs did not require any previous work experience during 2018-19.

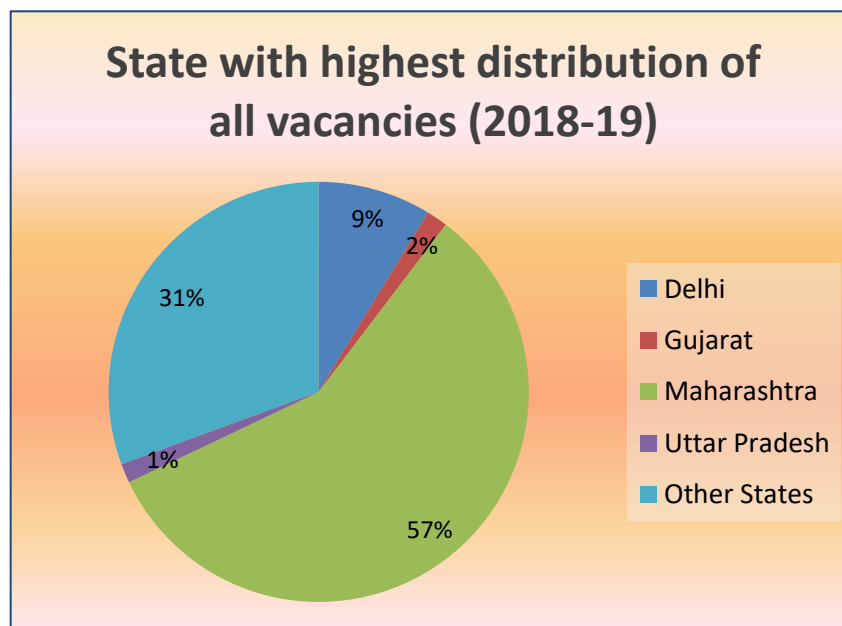
**Figure-5**



### **State-wise break up of all vacancies**

Analysis of total vacancies according to States/UTs shows that Maharashtra had maximum share with 57.57% vacancies followed by 8.72% vacancies in Delhi, 1.63% in Gujarat, 1.49% in Uttar Pradesh. 24.53% of the vacancies could not be classified by location and the residual of 6.24% job opportunities were shared by other States/Union Territories. The State with highest distribution of all vacancies during 2018-19 may be seen in the following Figure.

**Figure-6**

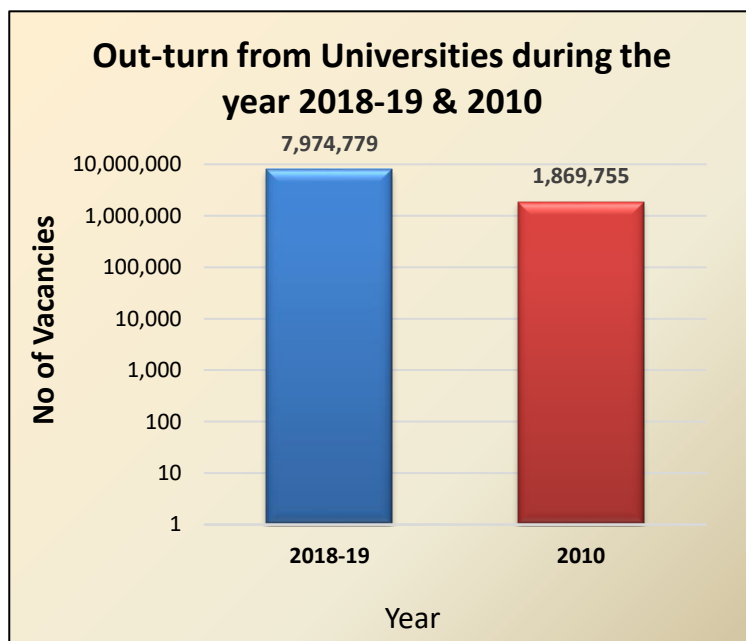


### **Out-turn from Universities:**

Out-turn of Graduates/Post-Graduates from universities during the year 2018-19 was 79,74,779 as against 18, 69,755 in the year 2010.

The number of persons awarded Doctorate Degree in various disciplines during 2018-19 was 40,813 as against 21,744 during 2009-10.

**Figure-7**



### **Union Public Service Commission vacancies**

The Union Public Service Commission looks after the task of recruitment for Government of India. Employing departments of Central Government refer their requirement of personnel to U.P.S.C. Under UPSC conducts recruitment through examination as well as interview method. The UPSC conducted 14 examinations, 10 for recruitment to civil services/posts and 4 for defence services. Under recruitment through examination 3,889 candidates recommended for appointment to various posts, 2,429 for civil services/posts (including 214 candidates through reserve list) and 1,246 for defence services/ posts. Union Public Service Commission issued advertisement for 1,003 posts through direct recruitment. Out of which 582 posts were finalized, recommending 510 candidates for various posts and could not find suitable candidates for 72 posts as a result of interviews under direct recruitment by selection. The details are given in Chapter-XIII.

### **Staff Selection Commission vacancies**

The Commission is mandated with the task of making recruitment to all Group ‘B’ (Non-Gazetted) and Group ‘C’ (Non-Technical) posts in various Ministries / Departments of the Government of India and their Attached and Subordinate Offices except those posts which are specifically exempted from the purview of the Commission. The Staff Selection Commission has a nationwide network of nine Regional/Sub-Regional Offices. The Commission nominated 16,729 candidates, out of which 16,160 for appointment to various posts through 5 All India Open Examinations and 569 candidates against Selection Posts during the year 2018-19. The details may be seen in Chapter-XIV.

### **Shortage areas/occupations**

Acquaintance about trends in national and emerging global labour market is the need of the hour. Therefore, chapters- XV of this study present shortage areas/occupations as reported by various recruiting agencies. The details/reasons regarding vacancies which could not be filled up by UPSC, State Public Service Commissions, Staff Selection Commission, Railway Recruitment Boards are spell out in this chapter.

### **National Career Service Project**

Employment generation, job creation and skill development directly impact the economic growth of a nation. Ministry of labour and Employment drives policy formulation and its implementations thus impacting various stake holders namely jobseekers and job providers and employment players such as industry associations, academia, employers, job portals as well as other ministries, state government etc. which call for the need of real time data on employments and wages.

The Ministry of Labour & Employment is implementing the National Career Service (NCS) Project as a Mission Mode Project for transformation of the National Employment Service to provide a variety of employment related services like job matching, career counseling, vocational guidance, information on skill development courses, apprenticeship, internships etc. The NCS Project has envisaged setting up of Model Career Centres (MCCs) in collaboration with States and other institutions to deliver employment related services. The interlinking of all employment exchanges with the NCS Portal has been evolved on the latter stage of implementation of NCS. The portal has also a rich career information repository.

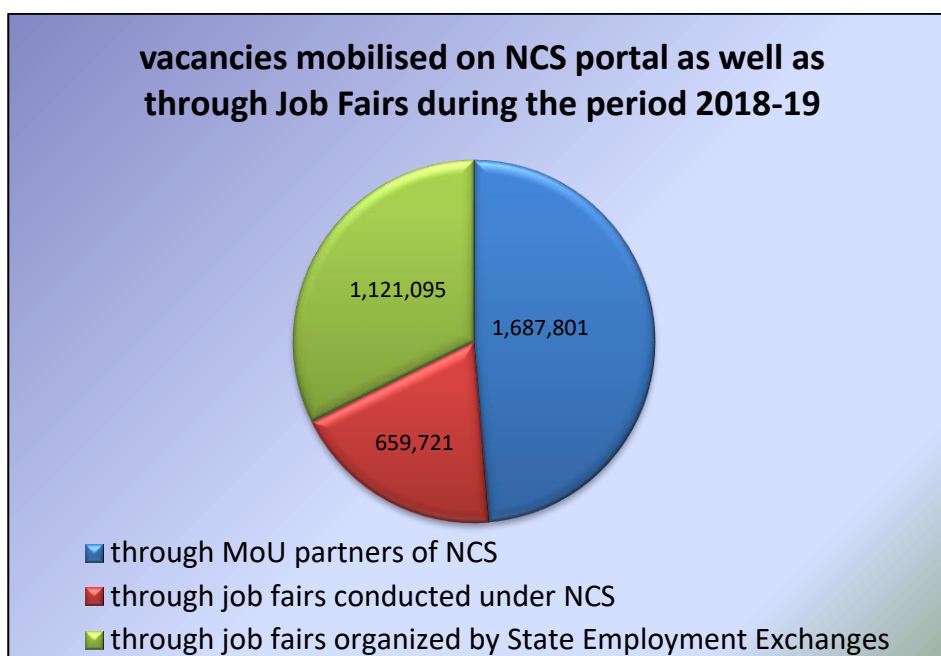


### **Job opportunities through NCS Portal**

NCS portal has a job fair module to streamline the process of job fair activity on a single online platform by engaging all stakeholders i.e. career centers, nodal officers, job seekers and employers. As per the data available total number of vacancies uploaded on NCS portal for the period 2018-19 were 16,87,801 through MoU partners of NCS, other employers and placement organizations.

The total 6,59,721 job vacancies were available through job fairs conducted under NCS (online as well as offline) and 11,21,095 vacancies were available through job fairs organized by all State Employment Exchanges in the country. The details may be seen in Chapter-XVI.

**Figure-8**



Various employment generation schemes as well as employment promotion programmes have been launched by Govt. of India through various Ministry/Department for generating employment and improving employability are given in brief in Chapter-XVII. The details of these schemes/programmes are available on the website of concerned Ministry/Department.

**The tables 1-14** relating to different chapters may be referred for detailed information.

## CHAPTER-I

### JOB-OPPORTUNITIES FOR ENGINEERS

#### Classification of Vacancies

1.1 Engineering vacancies notified during 2018-19 have been classified under 35 heads (Table 1A-1B). It may, however, be pointed out that such vacancy notifications, where employing establishments failed to mention specific qualifications required, and left them in non-classifiable category, have been shown and classified under the head "Engineers- Unspecified". Vacancies meant for combination of two or more allied subjects have been suitably grouped as Architecture-Civil, Electrical-Mechanical & Mechanical-Metallurgical, etc.

1.2 Out of total 2,41,483 job-opportunities identified during 2018-19 in category Graduates and above 24,463 vacancies for engineers were notified as against 18,003 during 2010

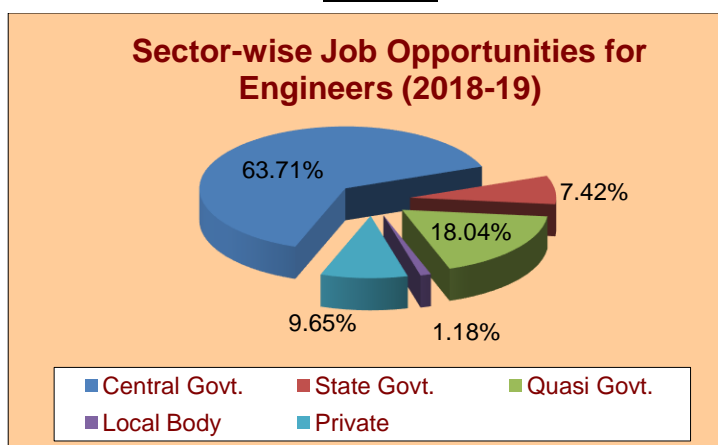
#### Job-opportunities by Branch of Engineering

1.3 The study of vacancies notified during 2018-19 according to various branches of engineering indicates that out of 24463 vacancies, 67.00% falls under the head "Engineers- Unspecified", 5.73% for Computer Engineering, 4.62% for Civil (including Municipal), 4.39% for Electrical/Mechanical Engineering, 3.43% for Electrical Engineering, 2.61% for Electronics & Electrical Microwave/Communication (including Radio), 2% each for Mechanical Engineering, Mining, Architecture/Civil Engineering, Production (Method, Safety, Planning & Industrial etc.), and rests of the opportunities were shared by other subjects.

#### Engineering Vacancies by Sector of Employers

1.4 An analysis of engineering vacancies notified during 2018-19 according to sector of employing establishments has revealed that 63.71% of total vacancies arose in Central Govt., 18.03% in Quasi-Govt., 9.65% in private establishments, 7.42% in State Govt., and 1.18% in local bodies.

**Figure 9**



## Engineering Job offers by Pay-Ranges

1.5 Analysis of Job-offers made to engineers during 2018-19 according to pay level ranges reveals that majority of the vacancies (74.42%) of jobs offered in the pay levels 6-9, 13.80% were carrying Job-offers in the pay levels 1-5 and the rest 11.77% in the pay level-10 & above.

## Job opportunities for Fresh Engineers

1.6 It is interesting to note that out of all the vacancies meant for engineers during 2018-19, 79.08% vacancies were offered to freshers. Most of these fresh job openings belonged to Mechanical/Electrical, Computer, Electrical/Microwave/Communications (including Radio), Electrical, Mechanical, Civil (including Municipal), Mining, Mechanical/Metallurgical, Production (Methods, Safety, Planning, Manufacturing & Industrial etc.), Architecture/Civil, Telecommunication/Line Communication and Chemical Engineering. The Box-1 indicates distribution of percentage of vacancies for engineering degree holders with or without work experience.

<b>Box-1: Distribution of Vacancies for Engineers by experience</b>		
<b>Work experience</b>	<b>Number of vacancies notified</b>	
	<b>2010</b>	<b>2018-19</b>
With experience	3,973 (12.9%)	5,118 (20.92%)
Without experience	14,030 (45.5%)	19,345 (79.08%)
<b>Total</b>	<b>18,003</b>	<b>24,463</b>

## State-wise dispersion of Job opportunities

1.7 The study of job opportunities made out of vacancy notifications of 2018-19 meant for engineering personnel according to the location of employing establishments, showed that 13.25% came from Delhi followed by 12.10% from Maharashtra, 4.93% from Gujarat, about 1% each from Haryana, Karnataka Jharkhand and Uttar Pradesh. A major share of 60.28% goes to vacancies not specified with location.

---

Note: Statistical details of this Chapter have been given in **Table no. 1A, 1B & 1C.**

## CHAPTER- II

### JOB-OPPORTUNITIES FOR TECHNOLOGISTS

#### Classification of Vacancies

2.1 The vacancies notified for various technological areas have been classified under 26 heads (Table 2A-2B). The last head of vacancies includes such of the vacancies, where employing establishments either prescribed certain combination of qualifications or no specific qualifications.

2.2 During 2018-19, out of total 2,41,483 vacancies notified with qualification graduates and above, 457 were for technologists.

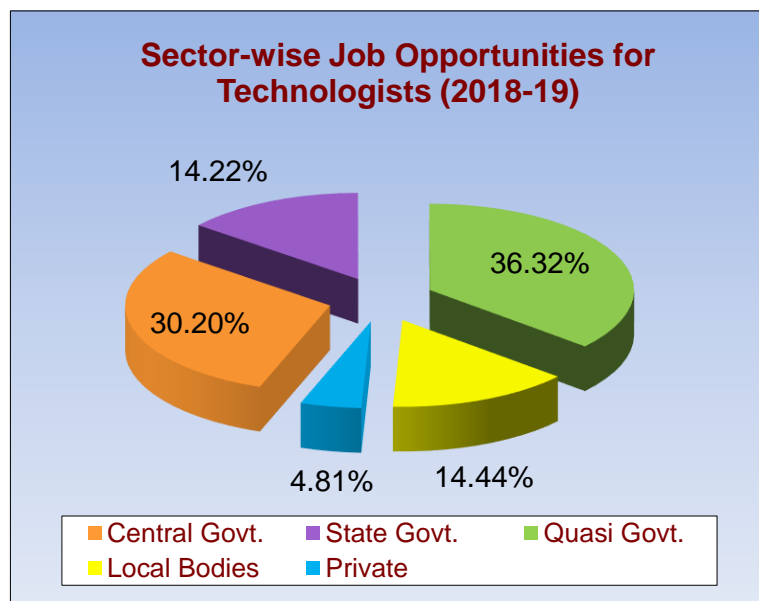
#### Job opportunities by Branches of Technology

2.3 The study of vacancies notified in 2018-19 according to various technological areas shows that 38.51% of job-opportunities offered under head Other Technological Subjects, followed by 11.16% in Chemical Technology, 10.72% Fuel Technology, 9.63% for Paints, Pigments and Varnishes 9.19% for Printing, 7.22% for Textile Chemistry, 4.60% for Petroleum, 2.84% for Food and 1.97% for Oil, Fats & Waxes, 1.53 for Plastic. Remaining opportunities were shared by other technological subjects.

#### Technology Vacancies by Sector of Employers

2.4 Analysis of vacancies offered to technologists during 2018-19 according to sector of employing establishments has revealed that 36.32% of these job-opportunities belonged to Quasi Government followed by 30.20% to Central Government, 14.22% to State Government, 14.44% to Local Bodies and 4.81% shared by Private Establishments.

**Figure 10**



### **Job offers according to Pay-Ranges**

2.5 Analysis of job offers made to technologists in 2018-19 according to the pay levels shows that 47.27% vacancies belonged to the pay levels 6-9 followed by 29.10% job opportunities offered to the pay level-10 & above and 23.63% job-offered in the pay levels 1-5.

### **Job-opportunities for Fresh Technologists**

2.6 An analysis of Job-offers made to technologists during 2018-19 according to work experience shows that 62.36% vacancies were offered to persons having some previous experience whereas 37.64% vacancies were offered for freshers,. Such jobs were available to Chemical and fuel technologies etc. The following Box gives distribution of vacancies for degree holder technologists with or without work experience.

<b>Box-2:Distribution of Vacancies for Technologists by Experience</b>	
<b>Work experience</b>	<b>Number of vacancies notified</b>
With experience	<b>285</b> (62.36%)
Without experience	<b>172</b> (37.64%)
<b>Total</b>	<b>457</b>

### **State-wise Dispersion of Job-opportunities**

2.7 The study of job opportunities offered during 2018-19 through vacancy notifications meant for technologists by location of employing establishments reveals that 17.07% from Delhi followed by 16.41% from Jharkhand, 16.19% from Madhya Pradesh 10.72% from Maharashtra, 8.32% from Uttarakhand, 7% from West Bengal, 4.81% from Tamil Nadu, 3.28% from Uttar Pradesh, 2.41% from Kerala, 1.97% from Karnataka and 5.03% goes to vacancies not specified with location. Remaining States/UTs shared the residual of job-opportunities for technologists.

---

Note: Statistical details of this Chapter have been given in **Table no. 2A, 2B & 2C.**

## CHAPTER- III

### JOB OPPORTUNITIES FOR AGRICULTURAL SCIENTISTS

#### Classification of Vacancies

3.1 The vacancies notified for agricultural scientists have been classified into 30 broad categories (Table 3A-3B). The thirtieth category, namely "Other Agricultural Subjects" takes care of all such vacancy notifications where employing establishments did not mention their specific qualification requirements.

3.2 During 2018-19, out of the total 2,41,483 job-opportunities with qualification graduates and above, 3,327 were notified for agricultural & allied scientists.

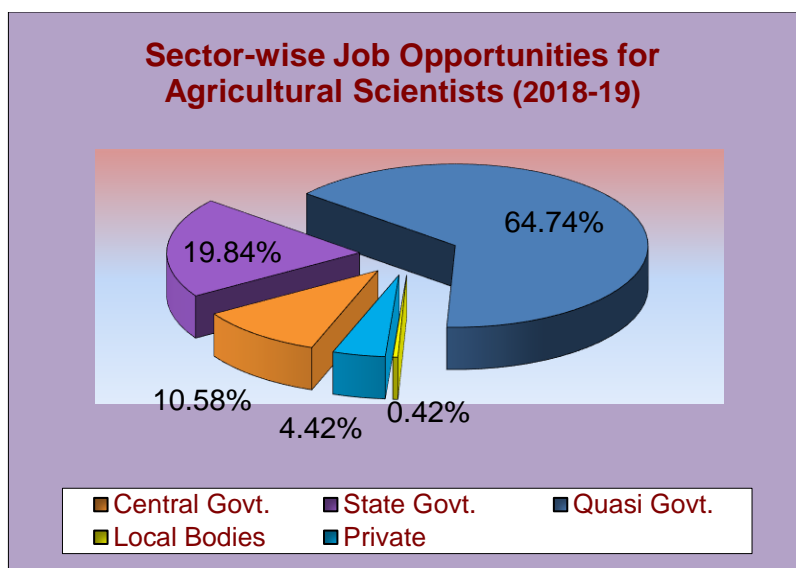
#### Job-opportunities by Branches of Agricultural Sciences

3.3 The study of vacancies notified in 2018-19 according to branches of agriculture & allied science reveals that out of a total of 3,327 vacancies, 24.77% job-opportunities were from Agricultural Botany, from 11.84% Horticulture, 10.37% by Agronomy, 4.90% from Agriculture Marketing, 4.48% Plant Pathology, 3.22% from Forestry, 1.86% from Entomology, 1.44% from Agriculture Economics, 1.08% from Veterinary Science & Animal Husbandry. Other Agricultural Subjects shared 30.57% of the vacancies.

#### Job opportunities by Sector of Employers

3.4 Analysis of vacancies notified during 2018-19 according to sector of employing establishments indicates that a significant proportion 64.74% of total job-opportunities were offered by Quasi Government, 19.84% by State Governments, 10.58% by Central Government, 4.42% by Private Sector and remaining 0.42% is shared by Local Bodies.

**Figure 11**



### **Job offers according to Pay-Ranges**

3.5 The study of job-opportunities notified for agricultural & allied scientists according to the pay levels reveals that 47.22% of total vacancies notified during 2018-19 belonged to the pay levels 6-9, 44.73% belonged to the pay levels 1-5 and remaining 8.06% jobs fell in the pay level-10 & above.

### **Job openings for Freshers**

3.6 It is interesting to find that out of all vacancies, among those meant for scientists in the field of agriculture & allied disciplines in 2018-19, a total of 50.50% job openings were meant for those having no work experience. Such job-opportunities belonged to branches of Agronomy, Agriculture Marketing, Agriculture Botany, Horticulture, Mycology & Plant Pathology, Other agriculture subjects (Unclassified) have major share. The distribution of vacancies work experience wise is indicated in the following Box:

<b>Box-3: Distribution of Vacancies for Agricultural Scientists by experience</b>	
<b>Work experience</b>	<b>No. of vacancies offered</b>
With experience	1647 (49.50%)
Without experience	1680 (50.50%)
<b>Total</b>	<b>3,327</b>

### **State-wise Dispersion of Job-opportunities**

3.7 Analysis of Job-opportunities offered during 2018-19 through vacancy notifications meant for agricultural & allied scientists according to location of employing establishments shows that 16.62% of jobs belonged to Delhi, 12.53% to Mizoram, 6.52% to Maharashtra, 5.89% to Haryana, 2.55% to Uttar Pradesh, 1.62% to Bihar, 1.00 % to Himachal Pradesh and 48.60% goes to vacancies which could not be classified by States & UTs.

---

Note: Statistical details of this Chapter have been given in **Table no. 3A, 3B & 3C.**

## CHAPTER – IV

### JOB OPPORTUNITIES FOR MEDICAL PERSONNEL

#### Classification of Vacancies for Medical Personnel

4.1 The vacancies notified for medical personnel have been classified into 38 categories (Table 4A-4B). The last category namely; "Medical Specialists & Unspecified Others" represents all such vacancies for which employing establishments did not mention specific specialization & qualification requirements.

4.2 During 2018-19, 14996 job opportunities pertained to medical personnel out of total 2,41,483 vacancies notified with qualification Graduate and above.

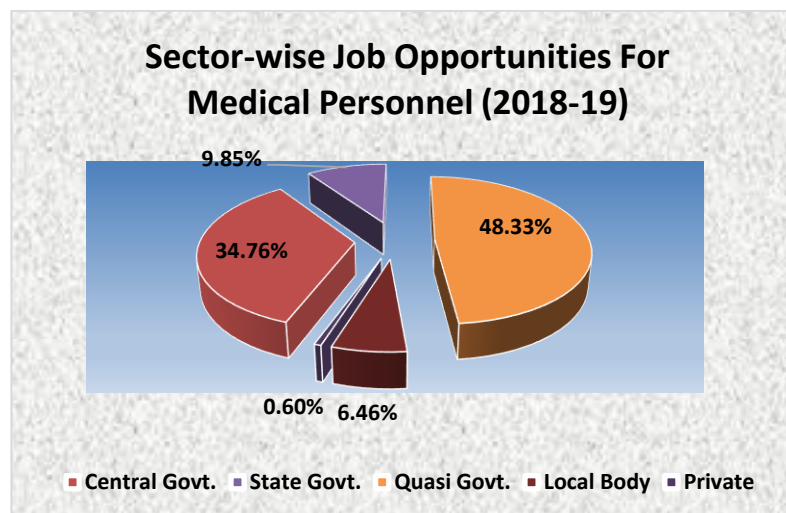
#### Job-opportunities by Branches of Medicine

4.3 The study of vacancies notified in 2018-19 according to branches of medical science reveals that out of total 14996 job opportunities meant for medical personnel, 33.59% belonged to Allopathic Medicine (MBBS), 24.53% to Anesthesia, 14.10% to Nursing, 3.65% to Ayurveda, 2% each to Pharmacy & Pediatrics, 1% each to Ophthalmic Medicine Surgery, Medical Radiology & Electrology, Medical Pharmacology, 12% vacancies goes to Medical Specialists and Unspecified Others (MD/MS/Ph. D). Rest of the vacancies shared by other medical branches.

#### Job opportunities by Sector of Employers

4.4 Analysis of vacancies notified in 2018-19 according to sector of employing establishments shows that 48.33% job-opportunities for medical personnel came from Quasi-Government, 34.76% from Central Government, 9.85% from State Governments, Local Bodies offered 6.46% and establishments of Private Sector had 0.60% of the total job opportunities for medical personnel.

**Figure 12**





### **Job offers according to Pay-Ranges**

4.5 The study of job offers made to medical personnel according to the pay levels reveals that 49.30% of total vacancies notified during 2018-19 belonged to the pay level 10 & above the share of pay levels 6-9, is 41.66% and remaining 9.04% belonged to the pay levels 1-5.

### **Job Openings for Freshers**

4.6 Analysis of job offers made to medical personnel according to work experience shows that during 2018-19 87.19% were meant for those having some previous work experience and only 12.81% vacancies were offered to freshers. Such job opportunities related to areas of Allopathic Medicine (MBBS), Medical Pharmacology, Ophthalmic Medicine & Surgery, Nursing, Pharmacy, Medical Bio-Chemistry, Medical Radiology & Electrology, etc. The distribution of vacancies with or without experience is indicated in the following Box:

<b>Box-4: Distribution of Vacancies for Medical Personnel by Experience</b>	
<b>Work experience</b>	<b>No. of vacancies offered</b>
With experience	13075 (87.19%)
Without experience	1921 (12.81%)
<b>Total</b>	<b>14996</b>

### **State-wise Dispersion of Job-opportunities**

4.7 Analysis of job-opportunities offered during 2018-19 through vacancy notifications of medical personnel according to location of employing establishments reveals that 26.61% of job-opportunities originated from Uttar Pradesh, followed by 12.34% from Delhi, 9.82% from Maharashtra, 6.70% from Uttarakhand, 6.62% from Rajasthan, 5.52% from Madhya Pradesh, 3.75% from Bihar, 2.88% from Chandigarh, 2.80% from Chhattisgarh, 1.88% from Karnataka, 1% each from Gujarat, Tamil Nadu, Himachal Pradesh, Punjab, Odisha and puduchery. Remaining States/UTs shared the residual job opportunities whereas 10.62% of the vacancies could not be classified by States/UTs.

---

Note: Statistical details of this Chapter have been given in **Table no. 4A, 4B & 4C.**

## CHAPTER- V

### JOB OPPORTUNITIES FOR NATURAL SCIENTISTS

#### Classification of Vacancies

5.1 The vacancies notified for Natural Scientists have been presented under 24 heads (Table 5A-5B). The last head "Combination of Natural Science Subjects" includes such vacancies in whose cases employing establishments have not precisely mentioned required qualifications.

5.2 A total of 3,068 job-opportunities for Natural Scientists with qualification Graduate and above were notified during 2018-19,

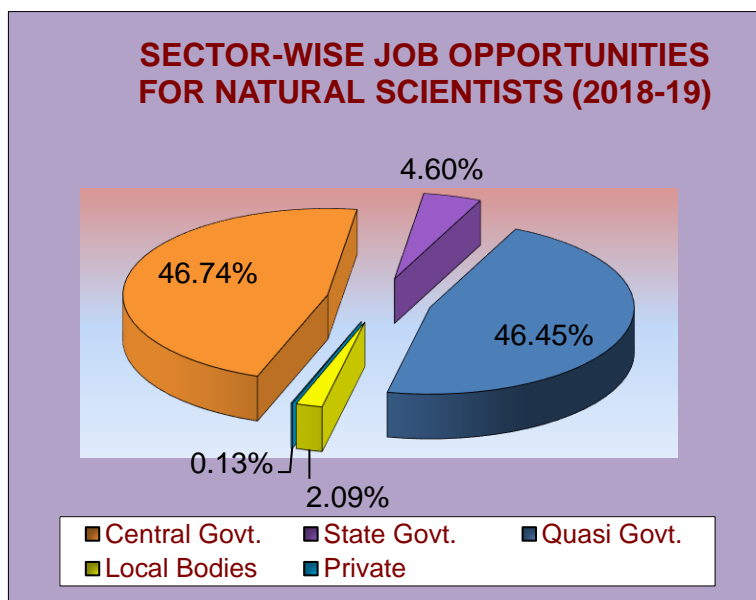
#### Job-opportunities by Branches of Natural Science

5.3 The study of vacancies notified according to branches of natural science in 2018-19 reveals that out of a total of 3,068 job-opportunities, 43.09% of the opportunities belonged to the combination of Physics, Chemistry and Mathematics, 17.83% to Chemistry, 15.12% to Physics, 5.28% to Geology, 3.85% to Biology, 2.44% to various combinations of Natural Science Subjects, 2.12% to Meteorology, 1.92% to Botany, 1.79% to Bio-chemistry, 1.69% to Physics Mathematical, 1.17% to Microbiology and 1.04% to Chemistry Analytical.

#### Job opportunities by Sector of Employers

5.4 Analysis of vacancies according to sectors of employing establishments shows that 46.74% of the total vacancies during 2018-19 were shared by Central Government, 46.45% of jobs were contributed by Quasi-Government, 4.60% by State Governments, 2.09% by Local Bodies and 0.13% shared by Private Sector.

**Figure 13**



### **Job offers According to Pay-Ranges**

5.5 The study of Job-offers made to natural scientists according to the pay levels in 2018-19 reveals that 64.15% of total vacancies carried pay levels 6-9, 22.75% of the pay levels 1-5 and remaining 13.10% offered in the pay level 10 above.

### **Job-opportunities for Freshers**

5.6 A total of 43.58% of total job-opportunities during 2018-19 meant for natural scientists went to fresh entrants into the world of work and 56.42% vacancies were offered to the persons having some work experience. Such job had arisen in field of combination of Physics, Chemistry and Mathematics (PCM), Chemistry, Geology Physics, Biology, various combinations of Natural Science Subjects, Botany etc. The distribution of vacancies with or without experience is indicated in the following Box:

<b>Box-5: Distribution of Vacancies for Natural Scientists by experience</b>	
<b>Work experience</b>	<b>No. of vacancies offered</b>
With experience	1,731 (56.63%)
Without experience	1,337 (43.37%)
<b>Total</b>	<b>3,068</b>

### **State-wise Dispersion of Job-opportunities**

5.7 The job-opportunities notified for natural scientists during 2018-19 according to location of employing establishments, analyzed State-wise, shows that Delhi had a maximum share of 20.53%, followed by Uttar Pradesh 13.69%, Maharashtra 7.63%, Karnataka 3.16%, Mizoram 2.97%, Uttarakhand 2.22%, Gujarat 2.12%, Haryana 1.19%, Telangana 1.01%,. 37.71% vacancies could not be classified by location. Other States & Union Territories shared residual job-opportunities.

---

Note: Statistical details of this Chapter have been given in **Table no. 5A, 5B & 5C.**

## CHAPTER- VI

### JOB OPPORTUNITIES FOR SOCIAL SCIENTISTS & TEACHERS

#### Classification of Vacancies

6.1 The vacancies notified for social scientists & teachers have been classified into 30 heads (Table 6A-6B). The last category which includes all such vacancies, which were not classifiable under a specific category, as vacancy notifications did not mention a single & precise qualification requirement for the post. Hence, last head is shown as other social science subjects.

6.2 Out of total 2,41,483 job-opportunities identified with qualification Graduate and above during 2018-19, social scientists & teachers enjoyed a share of 5.50% (13,291).

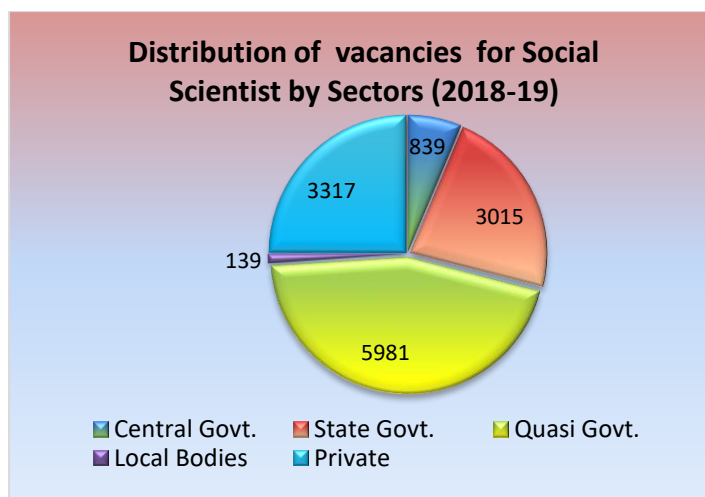
#### Job opportunities by Branches of Social Science

6.3 The study of job-opportunities for year 2018-19 according to branches of social science shows that 36.91% of vacancies were meant for branch of Accountancy Management, 26.96% for Accountancy, 10.16% for Law, 7.67% for Chartered Accountancy, 4.33% for Education/Teaching, 2.48% for Cost & Works Accountancy, 2% for Sociology/Social Work/Social Science, 1.42% to Hindi, 1.28% for English and 2% shared by Other Social Science Subjects.

#### Job opportunities by Sector of Employers

6.4 Analysis of vacancies according to sector of employing establishments shows that 45% of total job-opportunities in 2018-19 meant for social scientists and teachers came from Quasi Government, 24.96% from Private Sector, 22.69% by State Governments, 6.31% by Central Government and 1.05% shared by Local Bodies.

**Figure 14**



### Job offers according to Pay-Ranges

6.5 The study of job offers made to social scientists during 2018-19 according to the pay levels reveals that 51.34% of total vacancies were notified in the pay levels 6-9, 38.88% belonged to the pay level 10 & above and remaining 9.78% in the pay levels 1-5.

### Job-opportunities for Freshers

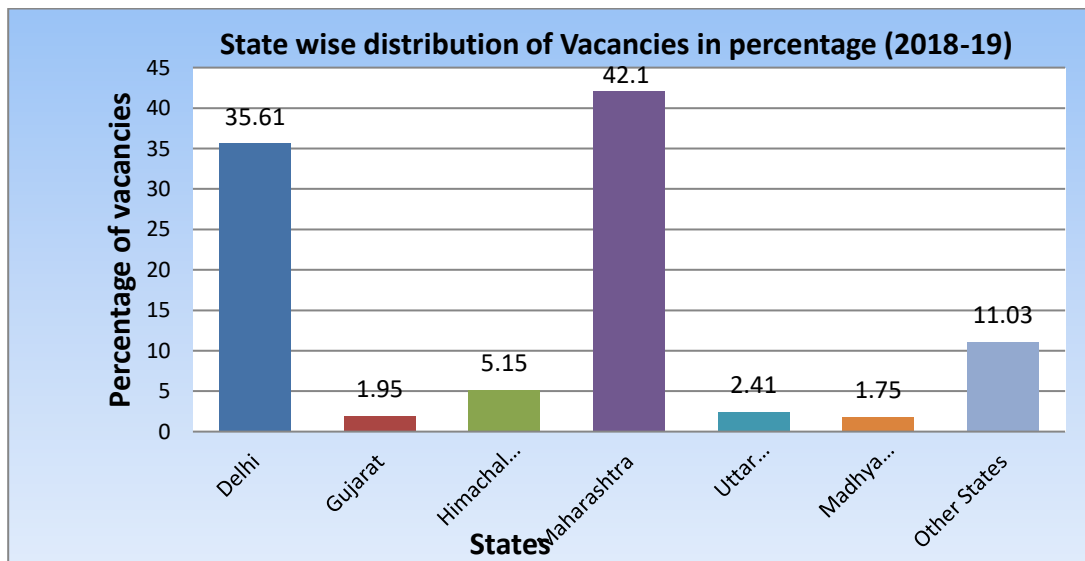
6.6. The jobseekers desirous of entering into world of work may be encouraged to find that bulk of Job-opportunities i.e. 46.97% were offered in 2018-19 to freshers having no previous work experience requirement. Such job openings for freshers in 2018-19 arose in Accountancy Management, Education/Teaching, Law, Accountancy, Chartered Accountancy, English, Accountancy, Cost & work, Hindi, Other Social Science Subjects, The distribution of vacancies with or without experience is shown in the following Box:

<b>Box-6: Distribution of Vacancies for Social Scientists by experience</b>	
<b>Work experience</b>	<b>No. of vacancies offered</b>
With experience	<b>7,048</b> (53.03%)
Without experience	<b>6,243</b> (46.97%)
<b>Total</b>	<b>13,291</b>

### State-wise Dispersion of Job-opportunities

6.7 The job-opportunities notified in 2018-19 for social scientists and teachers according to location of employing establishments shows that 42.10% of job-opportunities were shared by Maharashtra, followed by 35.61% Delhi, 5.15% Himachal Pradesh, 2.41% Uttar Pradesh, 1.95% Gujarat, 1.75% Madhya Pradesh, 1.02% Karnataka remaining jobs were shared by other States & Union Territories and 3.60% of vacancies could not be classified by location.

**Figure 15**



Note: Statistical details of this Chapter have been given in **Table no. 6A, 6B & 6C.**

## **CHAPTER – VII**

### **JOB OPPORTUNITIES IN MISCELLANEOUS DISCIPLINES**

7.1 This chapter provides a review of Job-opportunities that emerged out of vacancy notifications meant for Honours & Pass-course Graduates in residual disciplines (Arts, Science & Commerce) including Post Graduates/ Ph.D holders in miscellaneous disciplines. An attempt has, therefore, been made to give a complete account of all Job-opportunities through coverage of even miscellaneous vacancies as identified from various sources mentioned in the introductory part of this Bulletin. These miscellaneous areas, inter-alia, include Job-opportunities in disciplines such as commercial art, journalism, library science, company secretary-ship, banking, hotel management, catering & nutrition, physical education & music etc. It is worth to mention here that Graduates can improve their job prospects by acquiring Post Graduates/ Ph.D Degrees in either of fields enumerated above. Out of total 2,41,483 job-opportunities identified with qualification Graduate and above during 2018-19, 1,81,881 vacancies (75.32%) goes to miscellaneous disciplines.

#### **Classification of vacancies in miscellaneous disciplines**

7.2 This chapter presents vacancies notified for Graduates/Post Graduates/Ph.D. holders which were not classifiable under a specific category as vacancy notifications did not clearly mention precise qualifications required for the posts. These vacancies have been classified under 25 heads (Table 7A-7B). Hence, the last head includes all such combined nature of unspecified vacancies.

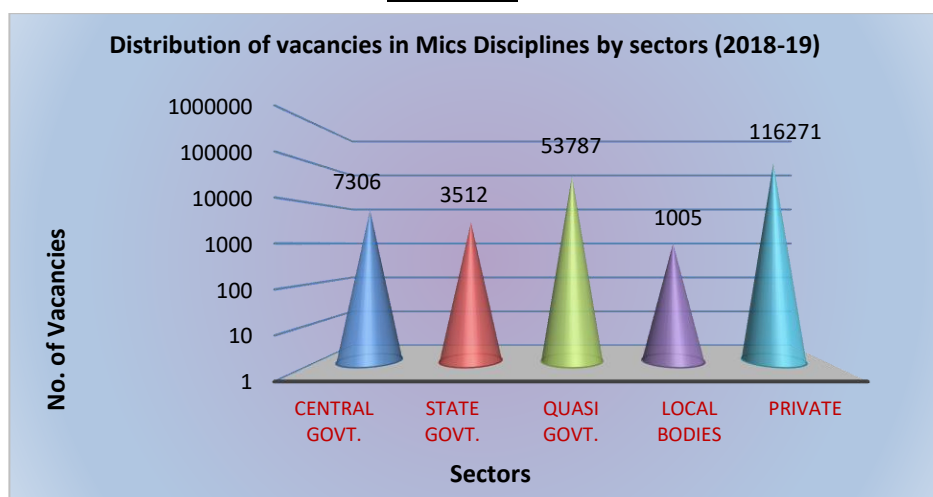
#### **Job opportunities by Branches**

7.3 The study of job-opportunities during 2018-19 according to branches/disciplines reveals that many of vacancies 52.03% pertained to Pass Graduates in Arts, Science and Commerce suitable for office work, 5.78% to Banking jobs, 2.92% in Music Vocal, 1.60% to Industrial Management/Business Management & Administration, 36.25% to other vacancies (unspecified).

#### **Job-opportunities by Sector of Employers**

7.4 Analysis of vacancies according to sectors of employing establishments indicates that nearly 63.93% of total job-opportunities in miscellaneous disciplines during 2018-19 were offered by Private Establishments, followed by 29.57% by Quasi Government, 4.02% by Central Government, State Governments contributed 1.93%, where as Local Bodies shared 0.55% of the vacancies.

**Figure 16**



### **Job-opportunities-according to Pay Levels**

7.5 The study of job offers in vacancies in miscellaneous disciplines during 2018-19 under the pay levels reveals that 49.21% of total vacancies were for the pay level 10 & above, 34.94% of job offers carried the pay levels 1-5,. Only 15.85% jobs offered in the pay levels 6-9.

### **Job-opportunities for Freshers**

7.6 49.11% of total job-opportunities in miscellaneous disciplines during 2018-19, did not require any previous work experience as out of a total of 1,81,881 job-opportunities as many as 89,326 were offered to fresh entrants. These opportunities belonged to Graduates in Arts, Science and Commerce suitable for office work, Banking jobs, Industrial Management/Business Management & Administration, Arts Commercial, Arts, Fine, Secretarial and Commercial Work & Practices and Library Science. A chunk of 65,615 vacancies covered under unspecified group which incorporates various combinations of subjects.

Box-7: Distribution of Vacancies in Miscellaneous Disciplines by experience	
Work experience	No. of vacancies offered
With experience	92,555 (50.89%)
Without experience	89,326 (49.11%)
Total	1,81,881

### **State-wise Dispersion of job-opportunities**

7.7 The job-opportunities notified in 2018-19 by employing establishments in miscellaneous disciplines according to location indicate that job-seekers in-Maharashtra enjoyed maximum 63.03% of total job-opportunities notified with qualification Graduate and above. Other employers who contributed belonged to States of Delhi 6.18%, Gujarat 2.92%, and Haryana 1.42%. The vacancies which could not be classified by location are 21.93%. Remaining States/UTs shared rest of the job-opportunities.

---

Note: Statistical details of this Chapter have been given in **Table no. 7A, 7B & 7C.**

## CHAPTER -VIII

### SAMMARY OF PREVIOUS CHAPTERS

8.1 This chapter presents the overall analysis of vacancies notified for Graduates/ Post Graduates/Ph. D. holders, besides, presenting principle findings of all discipline/faculties discussed in Chapter-1 to Chapter-7. The demand in terms of all vacancies for Graduates/ Post Graduates/Ph. D. holders has been analysed, wherein scanning of these vacancies culminated through the out-turn from Universities/Institutions.

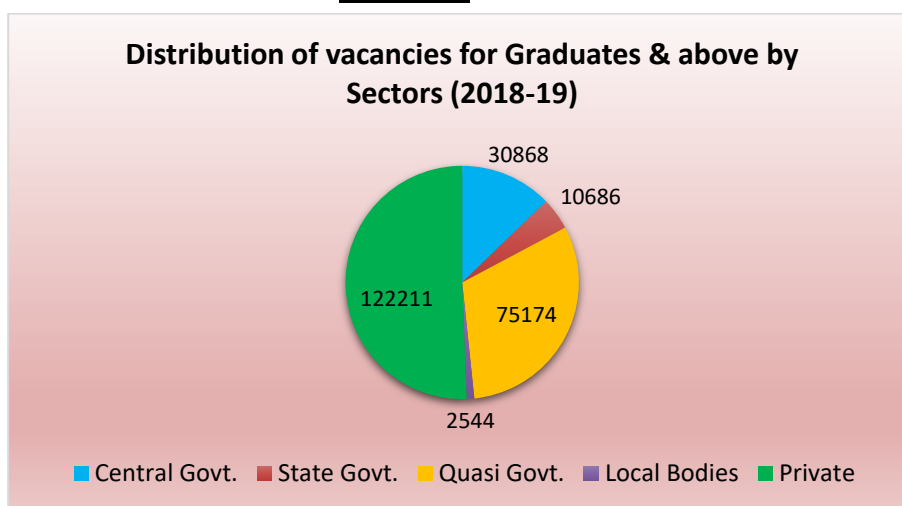
#### Opportunities by Branches

8.2 Analysis of vacancies for Graduates/ Post Graduates/Ph. D. holders by branches of study suggests that out of total 2,41,483 vacancies, a chunk of vacancies 1,81,881 (75.32%) were covered under Vacancies in Miscellaneous Disciplines, (10.13%) vacancies were covered by Engineers, (6.21%) vacancies by Medicine (5.50%) by Social Scientists including Education/Teaching, and rest of the vacancies were shared by Technologist, Natural Scientists and Agriculture.

#### Opportunities by Sector of Employers

8.3 Major portion of vacancies for Graduates/ Post Graduates/Ph. D. holders during 2018-19 was 1,22,211 (50.60%) from Private Sector, followed by (31.13%) from Quasi Government (12.78%) by Central Government (4.43%) from State Government and Local Bodies shared (1.05%).

**Figure 17**



#### Opportunities According to the Pay Levels

8.4 The study of job offers made in respect of Graduates/ Post Graduates/Ph. D. holders during 2018-19 under three pay levels reveals that (43.79%) of total vacancies carried by the pay level 10 & above, pay levels 1-5 carried (29.77%) the and remaining (26.44%) were offered by pay level 6-9.



### Job-opportunities for Freshers

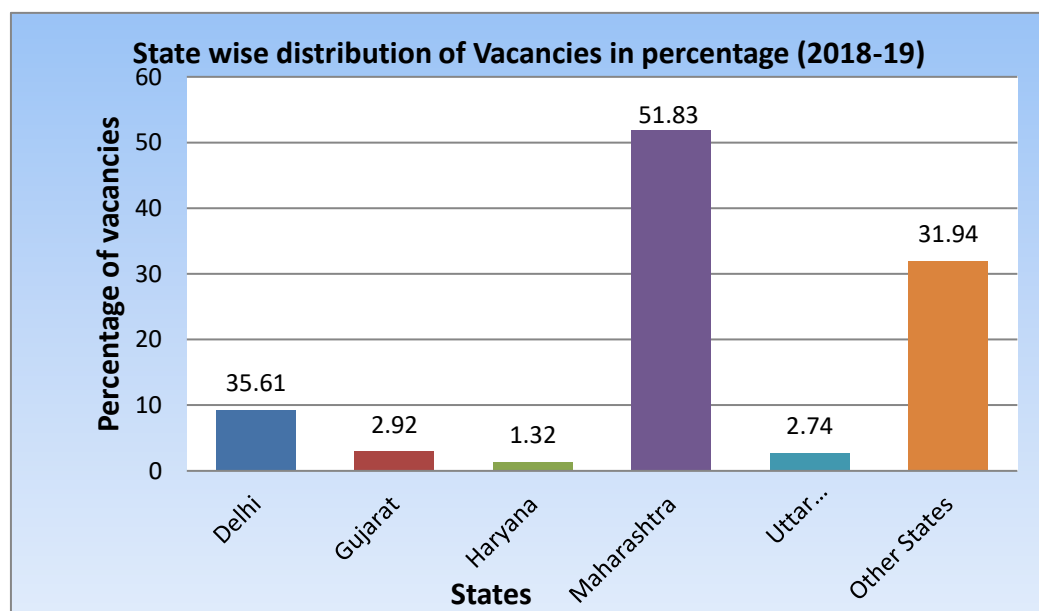
8.5 49.40% of total job-opportunities for Graduates/ Post Graduates/Ph. D. holders offered during 2018-19, did not require any previous work experience as out of a total of 2,41,483 job-opportunities as many as 1,20,024 were offered to fresh entrants.

<b>Box-8: Distribution of Vacancies by experience</b>	
<b>Work experience</b>	<b>Number of vacancies notified</b>
With experience	1,21,459 (50.30%)
Without experience	1,20,024 (49.70%)
<b>Total</b>	<b>2,41,483</b>

### State-wise Dispersion of Vacancies

8.6 The opportunities for Graduates/ Post Graduates/Ph. D. holders notified in 2018-19 by employing establishments according to locations indicate that a bulk of these vacancies 51.83% originated in Maharashtra followed by 9.25% in Delhi followed by Gujarat, Uttar Pradesh, Haryana. Remaining of the residual opportunities for were shared by other States/Union Territories.

**Figure 18**



Note: Statistical details of this Chapter have been given in **Table no. 8A, 8B, 8C, 8D & 8E.**

## CHAPTER -IX


### JOB-OPPORTUNITIES FOR DIPLOMA HOLDERS/ITIs

9.1 In this chapter, vacancies meant for unemployed jobseekers having qualification of ITI passed outs/diploma holders have been covered. These technical functional/operational vacancies were meant for diploma holders and ITI pass out job-seekers and covered variety of vacancies like Fitter, Tool Maker, Die Maker, Motor Mechanic, Electrician, Pump Operator, Technician and Plumber etc. These major portion of vacancies are meant for Group 'C'.

#### Opportunities for Diploma holders/ITIs by Branches

9.2 Analysis of vacancies for diploma holders/ITIs by branches of study suggests that out of total 6,387 vacancies, a chunk of vacancies 1,50,490 (89.91%) were covered under Vacancies in Miscellaneous Disciplines, 8,264 (4.94%) vacancies were covered by Engineers, 4,458 (2.66%) vacancies by Social Scientists including Education/Teaching, 3,778 (2.26%) by Medicine and rest of the vacancies were shared by Technologist, Natural Scientists and Agriculture.

**Figure 19**

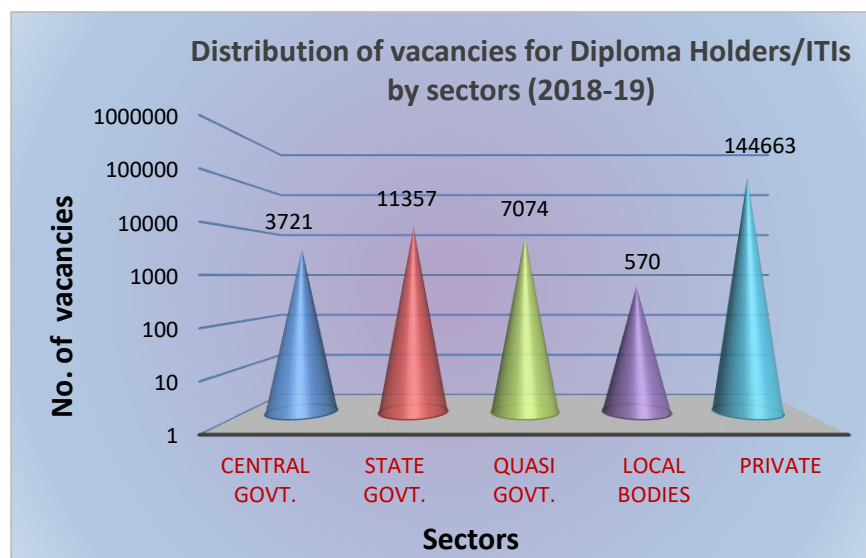


9.3 Further, insight of subject-wise distribution of vacancies for diploma holders/ITIs suggests that maximum share (89.56%) has been attributed to Other Unspecified Vacancies, followed by (2.64%) to Education/Teaching, 1.47% to Engineers Unspecified, 1.17% to Nursing. Remaining portion is shared by other subjects in different branches of study amongst 208 subjects identified for the study.

#### Deputation Opportunities by Sector of Employers

9.4 Major portion of vacancies for diploma holders/ITIs during 2018-19 was (86.43%) from Private Sector, followed by (6.79%) from State Government (4.23%) by Quasi Government (2.22%) from Central Government and Local Bodies shared (0.34%).

**Figure 20**



### Deputation Opportunities According to the Pay Levels

9.5 The study of job offers made in respect of diploma holders/ITIs during 2018-19 under three pay levels reveals that 1,56,784 (95.66%) of total vacancies carried by the pay levels 1-5, pay levels 6-9 carried 9,178 (5.48%) the and remaining 1423 (.85%) were offered by pay level 10 & above.

### Job-opportunities for Freshers

9.6 96.12% of total job-opportunities for diploma holders/ITIs offered during 2018-19, did not require any previous work experience as out of a total of 1,67,385 job-opportunities as many as 1,60,882 were offered to fresh entrants.

Box-9: Distribution of Vacancies for Diploma holders/ITIs by experience	
Work experience	Number of vacancies notified
With experience	6,503 (3.89%)
Without experience	1,60,882 (96.12%)
<b>Total</b>	<b>1,67,385</b>

### State-wise Dispersion of Deputation Vacancies

9.7 The opportunities for diploma holders/ITIs notified in 2018-19 by employing establishments according to locations indicate that a bulk of these vacancies 90.43% originated in Maharashtra followed by 4.78% in Delhi and around 1% each was offered by Uttar Pradesh, Gujarat & Tamil Nadu. Remaining of the residual opportunities for diploma holders were shared by other States/Union Territories.

---

Note: Statistical details of this Chapter have been given in **Table no. 9A, 9B, 9C, 9D & 9E.**

## CHAPTER -X

### JOB-OPPORTUNITIES FOR NON-GRADUATES

10.1 In this chapter, vacancies meant for unemployed jobseekers having qualification of Middle School, High School and (10+2)/Senior Secondary School. These vacancies are meant for Group 'C'.

10.2 Vacancies covered for Middle School pass include Peon, Chowkidar, Majdoor, Farash, Coolie, Mali etc. whereas vacancies for High School pass cover Driver, Clerks, Office Attendant, Dispatch Rider, Store Keeper, Box Potter, Gang-man etc. Similarly, vacancies for Senior Secondary School pass comprised of Office Assistants, Clerks (Typist), Computer Operators, Supervisors, Warden, and Court Masters etc.

#### Opportunities by Branches

10.3 Analysis of various vacancies by branches suggests that out of total (1,32,603) vacancies, a bulk of vacancies (59.36%) were offered to High School pass followed by Sr. Secondary School and rest of the opportunities were offered to Middle School pass.

#### Job-opportunities for Freshers

10.4 It may further be inferred that under these categories of opportunities, major share (79.63%) of the job opportunities was available for freshers, and 20.37% opportunities were meant for experienced. The branch & experience-wise details of vacancies are given in the following Box.

<b>Box-10A: Distribution of Vacancies by Branches &amp; Experience</b>				
<b>S. No.</b>	<b>Qualification</b>	<b>With Experience</b>	<b>Without Experience</b>	<b>Total</b>
1	Middle School	447 (1.66%)	176 (0.17%)	623 (0.47%)
2	High School	14549 (53.87%)	62,680 (59.36%)	77229 (58.24%)
3	Sr. Sec. School	12011 (44.47%)	42,740 (40.48%)	54751 (41.29%)
	<b>Total</b>	<b>27,007 (20.37%)</b>	<b>1,05,596 (79.63%)</b>	<b>1,32,603</b>

#### Opportunities According to Grade Pay

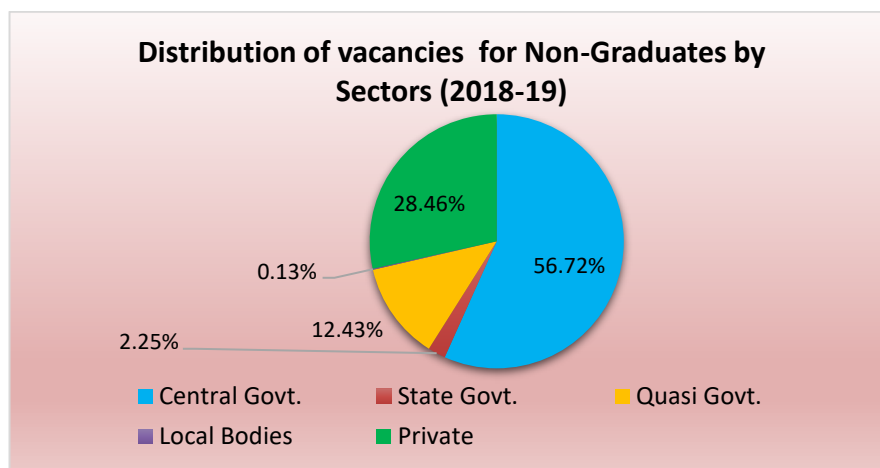
10.5 All the vacancies offered under these categories fell within the pay levels 1-6.

#### Opportunities by Sector of Employment

10.6 Major portion of vacancies offered by various sector of employment were from Central Govt. 75,208 (56.72%) followed by Private Sector, Quasi Government, State Govt. and Local Bodies. The details are given in Box-9B.

Box-10B: Distribution of Opportunities for Non-Graduates by Sectors							
S. No	Qualification	SECTORS					Total
		CG	SG	QG	LB	PVT.	
1	Middle School	405	88	91	39	0	623
		0.54%	2.95%	0.55%	22.03%	0.00%	
2	High School	70108	1979	4617	47	478	77229
		93.22%	66.25%	28.00%	26.55%	1.27%	
3	Sr. Sec. School	4695	920	11780	91	37265	54751
		6.24%	30.80%	71.45%	51.41%	98.73%	
	<b>Total</b>	<b>75208</b>	<b>2987</b>	<b>16488</b>	<b>177</b>	<b>37743</b>	<b>132603</b>
		56.72%	2.25%	12.43%	0.13%	28.46%	

**Figure 21**



### State-wise Dispersion of Vacancies

10.7 Taking all qualifications together, major share was offered by Maharashtra (29.39%) followed by Delhi Jharkhand, Kerala, Gujarat and Himachal Pradesh. 54.37% vacancies (72,101) could not be classified by States/UTs. Remaining was shared by other States/UTs.

10.8 Qualification-wise dispersion of vacancies showed scattered pattern. In case of Middle School, Maharashtra offered 295 vacancies followed by Madhya Pradesh, Mizoram, Jammu& Kashmir, Himachal Pradesh.

10.9 High School qualified persons were offered maximum vacancies by Delhi 12,448, followed by Jharkhand, Kerala, Maharashtra, Himachal Pradesh, West Bengal, Andhra Pradesh, and Meghalaya and 57,323 vacancies of this category could not be classified by States/UTs in this category.

10.10 Similarly, Senior Secondary School pass were offered maximum jobs by Maharashtra 37,810, followed by Delhi, Gujarat, and 14,678 vacancies could not be classified by States/UTs in this category. The details are given in **Table 9**.

## CHAPTER – XI

### JOB OPPORTUNITIES FOR SERVICE PERSONNEL

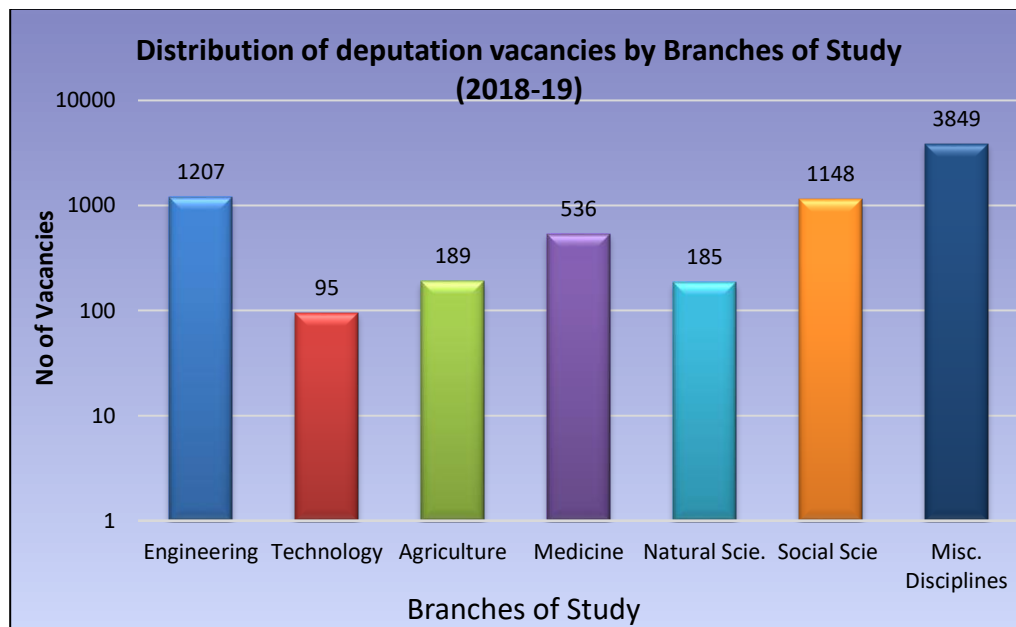
11.1 In this chapter, vacancies meant for civil servants/working service personnel/persons with regular employment have been covered. These vacancies have been termed as deputation vacancies. Deputation means the services of a Government servant, with the sanction of the competent authority, borrowed by other Department/Ministry/Undertaking etc., for a period of minimum one year extendable to a maximum period of three years. Under certain circumstances, period can be extended beyond 3 years too. While in service, the Government servant is allowed the pension and leave benefits, if he continued in Government Service.

11.2 In the present chapter, deputation covers only those appointments/circulations that are made by transfer on deputation on a temporary/absorption basis provided the transfer is outside the normal field of deployment and is in the public interest. Deputation vacancies (6,387) covered in this chapter pertained to those vacancies which have either been circulated or published in Employment News during 2018-19.

#### Deputation Opportunities by Branches & subjects

11.3 Analysis of deputation vacancies by branches of study suggests that out of total 7,209 vacancies, a chunk of vacancies 3,849 (48.36%) were covered under Miscellaneous Vacancies for Graduates, (16.74%) vacancies were covered by Engineers, (15.92%) vacancies by Social Scientists including Education/Teaching. Rest of the deputation vacancies were shared by Medicine (7.44%), Agriculture (2.62%) Natural Scientists (2.57%) and Technologist (1.32%).

**Figure 22**

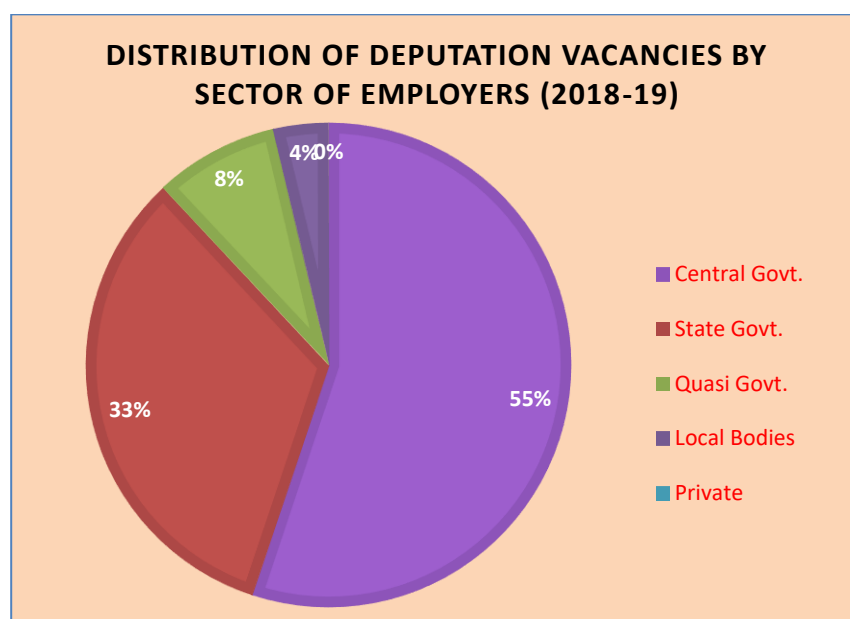


11.4 Further, insight of subject-wise distribution of deputation opportunities suggests that maximum share (26.09%) has been attributed to pass Graduates suitable for office work followed by (12.90%) Other Unspecified Vacancies, 4.62% to Art Fine, 3.90% to Law, 3.04% to Civil (including Municipal), 3.01% to Architecture Civil, 2.82% to Industrial Management/Business Management & Administration, 2.66% to Engineers Unspecified, 2.44% to Art Commercial, 2.40% to Secretarial and Commercial Work Practices, 2.08% to Education/Teaching, 2.03% to Accountancy. Remaining portion is shared by other subjects in different branches of study amongst 208 subjects identified for the study.

### **Deputation Opportunities by Sector of Employers**

11.5 Major portion of deputation vacancies during 2018-19 was from Central Government 3,973 (55.11%) followed by Quasi Government 2,375 (32.95%). State Government 598 (8.29%) and Local Bodies shared 260 (3.61%). Private Sector had no role to play in such vacancies.

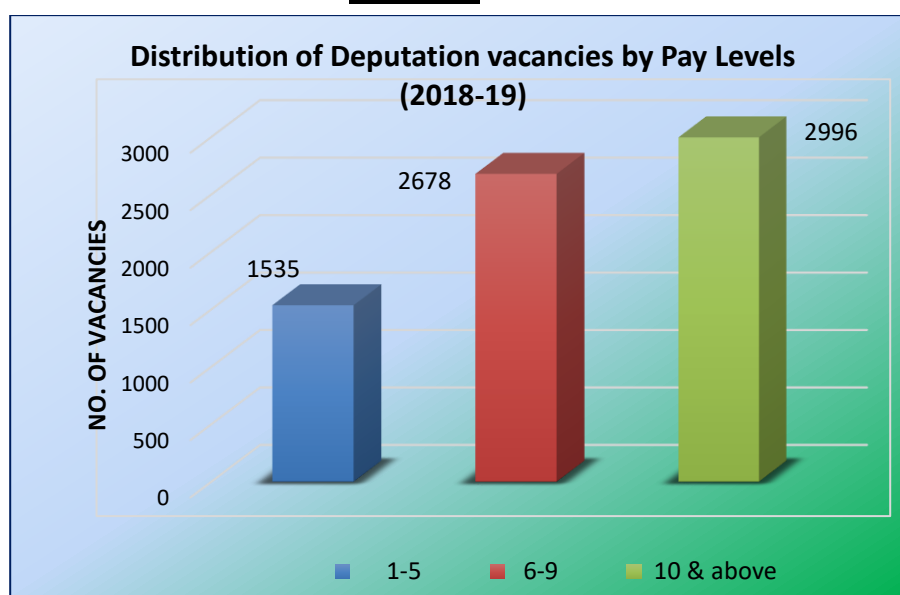
**Figure 23**



### **Deputation Opportunities According to the Pay Levels**

11.6 The study of job offers made in respect of transfer on deputation during 2018-19 under pay levels reveals that (41.56%) of total deputation vacancies carried by pay level 10 & above, (37.15%) by the pay levels 6-9 and remaining (21.29%) were in between pay level-1-5.

**Figure 24**



### **Job-opportunities by experience**

11.7 93.31% of total job-opportunities for deputation offered the persons having previous work experience during 2018-19, as out of a total of 7,209 job-opportunities as many as 6,727 were offered to experienced.

Box-11: Distribution of Deputation Vacancies by experience	
Work experience	Number of vacancies notified
With experience	6,727 (93.31%)
Without experience	482 (6.69%)
<b>Total</b>	<b>7,209</b>

### **State-wise Dispersion of Deputation Vacancies**

11.8 The deputation opportunities notified in 2018-19 by employing establishments according to locations indicate that a bulk of deputation vacancies 58.12% originated in Delhi followed by 5.06% in Maharashtra, 4.47% in Uttar Pradesh, 4.05% in Bihar, 3.86% in Madhya Pradesh, 2.55% in West Bengal, 2.01 in Telangana, 1.61% in Karnataka, 1.48% in Haryana, about 1.% each in Tamil Nadu, Uttarakhand, Andhra Pradesh Meghalaya. Remaining of the residual deputation opportunities were shared by other States/Union Territories. 6.33% of the vacancies could not be classified by location.

---

Note: Statistical details of this Chapter are given in **Table no. 11A, 11B, 11C, 11D & 11E.**



## **CHAPTER – XII**

### **ANALYSIS OF VACANCIES**

12.1 One of the major concerns of job-seekers; Vocational Guidance Officers; Employment Officers and Manpower Planners in the present economic scenario is to find out areas/disciplines which have significant employment potential as also those areas/occupations in which shortage of manpower is experienced by employers so as to guide youth coming out of Schools/Universities into productive channels of employment. Acquaintance about trends in national and emerging global labour market is the need of the hour. Therefore, chapters - XIII contains the information about the vacancies notified by UPSC through different All India Examinations and direct recruitment by selection. Chapter-XIV of this study present shortage areas/occupations as reported by various recruiting agencies such as Union Public Service Commission, State Public Service Commissions, Staff Selection Commission Railway Recruitment Boards and ASRB, etc. It is expected that information contained in these chapters would be valuable to job seekers, planners, trainers, educational institutions, employers, counselors, Vocational Guidance/Employment Officers, etc. and others who wish to extend helping hand to the people through social and other means. The chapter-XV contains the information about the vacancies notified by Staff Selection Commission through All India Open Examinations as well as Departmental Examinations and also recruitment to Group “C” Non-Technical and Group “B” Non-gazetted posts.

#### **Analysis of Demand as whole**

12.2 The present chapter presents a study of demand and supply in the context of job opportunities notified in the country, besides, presenting principal findings of all faculties discussed in the previous chapters. The demand in terms of vacancies in the fields of engineering & technology, agricultural science, medical science, natural science, social science and miscellaneous groups has been analyzed with respect to Graduates/Post-Graduates/Doctorates, Non-Graduates and also for deputation vacancies.

12.3 The study of demand side has been made on the basis of number of vacancies notified by employers for graduates, post-graduates, doctorate awardees, diploma holders, non-graduates etc., to various recruiting agencies. This study has taken into account all such vacancies, which were notified in 2018-19 to Union Public Service Commission, State Public Service Commissions, Railway Recruitment Boards, Institute of Banking Personnel Services, Agricultural Scientists Recruitment Board and Employment Exchanges including Central Employment Exchange under the provisions of Employment Exchanges (Compulsory Notifications of Vacancies) Act, 1959. The coverage, though narrow, obviously provides milestones/markers on demand in the labour market.

### Over all scenario of vacancies

12.4 As per present study 5,48,680 various kind of vacancies emerged in the economy during 2018-19. These vacancies include 2,41,483 vacancies notified for graduates/post-graduates/doctorates, 1,67,385 for diploma holders/ITIs, 1,32,603 for non-graduates and 7,209 deputation vacancies.

### Branch wise distribution

12.5 In 2018-19, maximum 4,63,930 vacancies were offered in miscellaneous disciplines (pass graduates in Science Arts & Commerce, Business Management & Administration, Banking, Music, company secretaryship, Hotel management & other vacancies (unspecified) having 84.55% share in total vacancies. Rest of the vacancies notified under Engineering & Technology taken together were (6.63%), Medicine (3.54%), Social Science including Education/Teaching (3.45%), Natural Science and Agriculture shared (1.821%) together. The details are given in Box following.

Box-12A :Distribution of all vacancies by Categories & branches of study							
Sl. No.	Categories						
	Branches of Study	Graduates PG & Ph.D.	Diploma holders	Non Graduates	Deputation	Total	% of total Vacancies
1	Engineering	24463	8264	1631	1207	35565	6.48
2	Technology	457	206	82	95	840	0.15
3	Agriculture	3327	160	15	189	3691	0.67
4	Medicine	14996	3778	101	536	19411	3.54
5	Natural Science	3068	29	3045	185	6327	1.15
6	Social Science	13291	4458	19	1148	18916	3.45
7	Misc. Disciplines	181881	150490	127710	3849	463930	84.55
	Total	<b>241483</b>	<b>167385</b>	<b>132603</b>	<b>7209</b>	<b>548680</b>	
	%	<b>44.01</b>	<b>30.51</b>	<b>24.17</b>	<b>1.31</b>		

### Sector-wise break up

12.6 Sector-wise break up of all vacancies notified in 2018-19 shows that (55.52%) vacancies were from Private Establishments, and (20.74%) from Central Government followed by (18.43%) from Quasi-Government (4.67%) from State Government and (0.65%) from Local Bodies. The details are given in **Box-12B**.

Box-12B: Distribution of vacancies by Sectors						
Categories	CG	SG	QG	LB	PVT.	Total
Graduates, PG & Ph. D.	30868	10686	75174	2544	122211	<b>241483</b>
Diploma holders	3721	11357	7074	570	144663	<b>167385</b>
Non Graduates	75208	2987	16488	177	37743	<b>132603</b>
Deputation	3973	598	2375	260	3	<b>7209</b>
Total	<b>113770</b>	<b>25628</b>	<b>101111</b>	<b>3551</b>	<b>304620</b>	<b>548680</b>
%	<b>20.74</b>	<b>4.67</b>	<b>18.43</b>	<b>0.65</b>	<b>55.52</b>	

### Pay levels wise distribution

12.7 All the vacancies available in 2018-19 under three pay levels ranges reveals that there were (65.66%) vacancies in the pay levels 1-5, (20.29%) vacancies in the pay level 10 & above and (14.05%) in the pay levels 6-9. The details may be seen in **Box-12C**.

<b>Box-12C: Distribution of vacancies by Pay Levels</b>				
<b>Categories</b>	<b>1-5</b>	<b>6-9</b>	<b>10 &amp; above</b>	<b>Total</b>
Graduates, PG & Ph. D.	71880	63848	105755	241483
Diploma holders	156784	9178	1423	167385
Non Graduates	130081	1377	1145	132603
Deputation	1535	2678	2996	7209
<b>Total</b>	<b>360280</b>	<b>77081</b>	<b>111319</b>	<b>548680</b>
<b>%</b>	<b>65.66</b>	<b>14.05</b>	<b>20.29</b>	

### Distribution of vacancies by Experience

12.8 Analysis of the data further shows that majority of jobs during 2018-19 were open to freshers. Out of total jobs, opportunities (70.53%) jobs did not require any previous work experience during 2018-19. For details refer following Box.

<b>Box-12D: Distribution of vacancies by experience</b>			
<b>Categories</b>	<b>With Experience</b>	<b>Without Experience</b>	<b>Total</b>
Graduates, PG & Ph D.	121459	120024	241483
Diploma holders	6503	160882	167385
Non Graduates	27007	105596	132603
Deputation	6727	482	7209
<b>Total</b>	<b>161696</b>	<b>386984</b>	<b>548680</b>
<b>Percentage</b>	<b>29.47</b>	<b>70.53</b>	

### State-wise break up of all vacancies

12.9 Analysis of total vacancies according to States/UTs shows that Maharashtra had maximum share with 57.57% vacancies followed by 8.72% vacancies in Delhi, 1.63% in Gujarat, 1.49% in Uttar Pradesh. 24.53% of the vacancies could not be classified by location and the residual of 6.24% job opportunities were shared by other States/Union Territories. The details are given in **Table-12E**.

### Analysis of Supply

12.10 In order to obtain information on out-turn of Graduates and Post Graduates during 2018-19, the data of 944 Universities/Institutions out of a total of 993 were taken from report All India Survey on Higher Education (AISHE 2018-19) published by M/o HRD. During 2018-19 the no. of persons passed out in Graduate Degree/Post Graduates from 944 Universities is 67,21,830 as against 18,69,755 from 460 Universities in 2010 with overall increase in various Disciplines. Table 12F (i)

12.11 Further analysis shows that there was an overall increase in out-turn for graduates/post-graduates in all disciplines of Engineering, Technology, Agriculture, Medicine, Natural Science, Social Science including Teaching and Miscellaneous Disciplines. Engineering and Medicine may be attributed to Government's thrust on easy access to engineering & medical education to common man in the country.

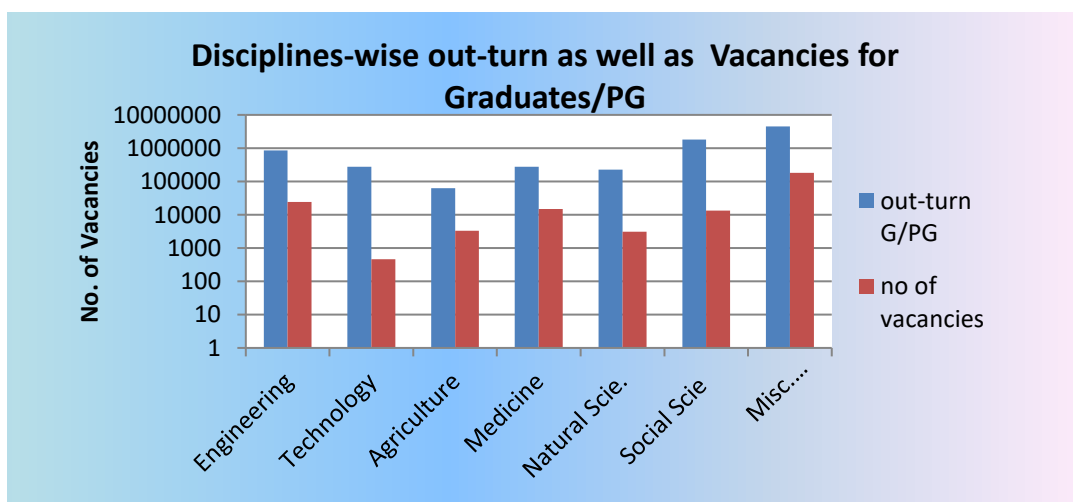
12.12 To analyze the supply side for super specialty jobs, out-turn of persons awarded Doctorate Degrees during 2018-19 was studied based on the information from the report AISHE 2018-19. The number of persons awarded Doctorate Degrees in various disciplines during 2018-19 was 40,813 as against 21,744 during 2010.

12.13 Further analysis of information also shows that there was an overall increase in out-turn of Doctorate Awardees registered in all disciplines over 2010 year. Table-12F(ii)

12.14 Lastly, during the period under reference, demand in vacancies registered a mixed trend. Job-opportunities for Graduates, Post Graduates holders in labour market during the period under reference were 2,41,483 as compared to 79,74,779 out-turn from Universities/Institutions. The details are given in following Box.

<b>Box-12E: Discipline-wise out-turn as well as Vacancies for Graduates/PG (2018-19)</b>		
<b>Branches of study</b>	<b>Out-turn G/PG</b>	<b>No of vacancies</b>
Engineering	863243	24463
Technology	278723	457
Agriculture	62241	3327
Medicine	275939	14996
Natural Science	227852	3068
Social Science including Teaching	1803193	13291
Misc. Disciplines	4463588	181881
<b>Total</b>	<b>7974779</b>	<b>241483</b>

**Figure 25**



## **CHAPTER – XIII**

### **UNION PUBLIC SERVICE COMMISSION VACANCIES**

13.1 The Union Public Service Commission, located in New Delhi, looks after the task of recruitment for Government of India. Employing departments of Central Government refer their requirement of personnel to U.P.S.C. The posts are advertised in "Employment News" and other leading newspapers as deemed fit by Commission. The advertisements appear on every second/fourth Saturday of the month. Selection against the posts is based on tests and/ or interviews.

13.2 Under recruitment through examination method, the Union Public Service Commission conducted 14 examinations, 10 for recruitment to civil services/posts and 4 for defence services; a total of 30,35,783 applications were received and processed; 8,511 candidates interviewed for civil services/posts and 3,889 candidates recommended for appointment to various posts, 2,429 for civil services/posts (including 214 candidates through reserve list) and 1,246 for defence services/ posts.

13.3 During the period under Report, 96304 applications were received against the direct recruitment cases; 2,872 candidates were called for interview, 2,199 candidates were interviewed. The number of candidates recommended during the period under report was 510.

13.4 For 115 direct recruitment posts, none was found suitable out of the candidates who applied. Most of such posts required specialized medical, engineering or scientific qualifications.

13.5 The Commission recommended 75 candidates belonging to the Scheduled Castes, 28 from Scheduled Tribes and 131 from Other Backward Classes to fill 85.09 percent of the posts reserved for them through direct recruitment by interview. This figure does not include 06 candidates belonging to the Scheduled Castes, 02 candidates to the Scheduled Tribes and 45 candidates to the Other Backward Classes who were recommended against unreserved posts.

## Highlights of Civil Services

13.6 The result of the Civil Services (Main) Examination, 2017 was declared on April 27, 2018. In the result, the Commission recommended a total number of 1,056 candidates, which included 165 SC, 74 ST, 275 OBC and 29 Physically Challenged candidates.

<b>Box-13A: Details of posts, applicant and candidates Recommended during 2018-19 through various examinations</b>					
<b>Name of the Examination</b>	<b>Number of posts</b>	<b>Number of applicants</b>	<b>Number of recommended candidates</b>	<b>APR</b>	<b>RPR</b>
Civil Services Examination, 2017	1058	9,69,065	1056	915.94	0.99
Indian Forest Service (Main) Examination, 2018	90	272163	89	3024.03	0.98
Engineering Services Examination ,2018	583	288294	511	494.50	0.87
Indian Economic Service/ Indian Statistical Service Examination, 2018	47	19591	46	416.82	0.97
Geologists' Examination, 2018	70	18244	68	260.62	0.97
Combined Medical Services Examination,2018	504	40556	440	80.46	0.87
<b>Total</b>	<b>2352</b>	<b>1607913</b>	<b>2210</b>	<b>683.63</b>	<b>0.94</b>

- APR :Applicants to Post Ratio
- RPR :Recommended to Post Ratio

## Women candidates

13.7 The number of women candidates appeared, interviewed and recommended in Civil Servicers (Main) Examination during 2016 and 2017 are given in following Box:

<b>Box-13B</b>			
<b>Year</b>	<b>Appeared</b>	<b>Interviewed</b>	<b>Recommended</b>
2016	1855	539	253
2017	1641	467	254

### **Physically challenged candidates**

13.8 The number of physically challenged candidates recommended for appointment on the basis of Civil Services (Main) Examination, 2017 was 29.

### **Direct recruitment by selection**

13.9 During the year 2018-19, recruitment was finalized in respect of 132 cases for 582 posts involving 96304 applications for which 2,872 candidates were called for interview, 2,199 candidates were interviewed and 510 candidates recommended for various categories of posts. Broad discipline-wise number of posts finalized, number of applicants and candidates recommended are given in Box-13C.

<b>Box-13C: Broad discipline-wise number of posts finalized and candidates Recommended during 2018-19</b>					
<b>Broad Discipline</b>	<b>Number of posts</b>	<b>Number of applicants</b>	<b>Candidates recommended</b>	<b>APR</b>	<b>RPR</b>
<b>Engineering</b>	146	37454	130	257	0.89
<b>Scientific and Technical (excluding Engg.)</b>	85	15391	75	181	0.88
<b>Non-Technical</b>	192	36032	186	188	0.97
<b>Medical</b>	159	7427	119	47	0.75
<b>Total</b>	<b>582</b>	<b>96304</b>	<b>510</b>	<b>165</b>	<b>0.88</b>

Notes: 1. Applicants to Post Ratio=Number of applicants divided by number of posts.

2. Recommended to Post Ratio=Number of candidates recommended divided by number of posts.

### **Persons with disabilities recommended for appointment**

13.10 15 persons with disabilities were recommended for appointment by the Commission against the 18 posts reserved for them through direct recruitment by interview during the year 2018-19. Discipline-wise number of posts reserved for persons with disabilities and such candidates recommended in direct recruitment cases, are given in Box-13D.

<b>Table - 13D: Broad Discipline-wise number of posts reserved for persons with disabilities and such candidates recommended during the year 2018-19</b>			
<b>Sl. No.</b>	<b>Discipline</b>	<b>Number of posts reserved for persons with disabilities</b>	<b>Number of such candidates recommended</b>
1	Engineering	4	3
2	Scientific and Technical	2	2
3	Non-Technical	8	7
4	Medical	4	3
	<b>Total</b>	<b>18</b>	<b>15</b>

13.11 The success rates of candidates in the examination by their academic qualifications (instead of broad stream of disciplines) are given in Box below:

<b>Box-13E: Success Rate vis-à-vis Broad Stream of Disciplines-Civil Services (Main) Examination, 2017</b>				
<b>Sl. No.</b>	<b>Educational Qualification</b>	<b>Number of Candidates</b>		<b>Success Rate (Percent)</b>
		<b>Interviewed</b>	<b>Recommended</b>	
I	Bachelor Degrees	1996	821	41.0%
(i)	Humanities	241	106	44.0%
(ii)	Science	74	31	41.9%
(iii)	Medical Science	145	47	32.4%
(iv)	Engineering	1536	637	41.3%
II	Higher Degrees	568	235	41.5%
(i)	Humanities	308	124	40.3%
(ii)	Science	86	37	43.0%
(iii)	Medical Science	19	12	63.2%
(iv)	Engineering	155	62	40.0%
	<b>Total</b>	<b>2564</b>	<b>1056</b>	<b>41.2%</b>



## CHAPTER- XIV

### STAFF SELECTION COMMISSION VACANCIES

14.1 The Commission is mandated with the task of making recruitment to all Group 'B' (Non-Gazetted) and Group 'C' (Non-Technical) posts in various Ministries / Departments of the Government of India and their Attached and Subordinate Offices except those posts which are specifically exempted from the purview of the Commission. In addition, the Commission, from the year 2016 has been assigned the additional responsibility of making recruitment to Group 'B' (Gazetted) posts of Assistant Accounts Officer and Assistant Audit Officer for the Indian Audit and Accounts Department.

14.2 The task of conducting Departmental Examinations for promotion from (i) Group 'D'/ MTS(NT) to LDC grade, (ii) LDC grade to UDC grade and (iii) Stenographer grade 'D' to Stenographer grade 'C' has been entrusted to Staff Selection Commission. The Commission also holds periodical typewriting tests in English and Hindi. The SSC holds competitive examinations for recruitment to various posts which may be seen in table at **page 37** of this chapter.

14.3 The Staff Selection Commission has a nationwide network of nine Regional / Sub-Regional Offices. Regional Offices are located at Prayagraj, Bangalore, Chennai, Guwahati, Kolkata, Mumbai, New Delhi, and Sub-Regional Offices are located at Chandigarh and Raipur. The regional network has been of particular relevance in the conduct of Commission's examinations at different Centres. The details of its regional offices with their jurisdiction are given as under:

Sl. No.	Region	Jurisdiction (States/UTs)
1	Central Regional Office Prayagraj	Bihar, Uttar Pradesh.
2	Eastern Regional Office Kolkata	Odisha, West Bengal, Sikkim, Jharkhand, Union Territory of Andaman & Nicobar Islands.
3	Kerala-Karnataka Regional Office Bangaluru	Karnataka, Kerala and Union Territory of Lakshadweep.
4	North Regional Office New Delhi	NCT of Delhi, Rajasthan and Uttarakhand.
5	North-Eastern Regional Office Guwahati	Arunachal Pradesh, Assam, Manipur, Mizoram, Meghalaya, Nagaland & Tripura
6	Southern Regional Office Chennai	Andhra Pradesh, Tamil Nadu and Union Territory of Puducherry
7	Western Regional Office Mumbai	Gujarat, Maharashtra, Goa, Union Territories of Dadra & Nagar Haveli and Daman & Diu
8	Madhya Pradesh Sub-Regional Office Raipur	Madhya Pradesh and Chhattisgarh
9	North-Western Sub-Regional Office Chandigarh	Jammu & Kashmir, Himachal Pradesh, Haryana, Punjab and UT of Chandigarh

14.4 During the year 2018-19, 10 All India Open Examinations were held. Besides recruitment through All India Open Competitive Examinations, the Staff Selection Commission makes recruitment to Group 'C' Non-Technical and Group 'B' Non-Gazetted Posts, which are not covered by any open Examination conducted by the Commission. Such vacancies are generally small in number and qualifications for such posts vary from Department to Department. These posts were earlier filled through interviews only. As interviews for lower level posts have been dispensed with by the Government of India w.e.f. 01.01.2016, the said posts are now being filled through written examinations, conducted in the format of Objective Type Multiple Choice Questions in the Computer Based Mode.

14.5 Ten All India Open Competitive Examinations (conducted in stages) were conducted by the Commission during the year 2018-19. A total of 70,87,490 candidates were registered for different stages of various examinations. This includes 66,50,348 candidates for the All India Open Competitive Examinations and 4,37,142 candidates for Selection Posts Examinations. During the year 2018-19 no Limited Departmental Examination was notified by the Commission. However, final result of one Limited Departmental Examination i.e. Upper Division Grade Limited Departmental Competitive Examination, 2016 was declared by the Commission on 07.12.2018 wherein 140 candidates were recommended for promotion from LDC grade to UDC grade.

14.6 In addition to the above, the Commission also conducts non-mandated examinations on the specific directions of the Government of India. The following non-mandated examination was conducted by the Commission in the year 2018-19:

- (i) Constable (GD) in Central Armed Police Forces (CAPFs)
- (ii) NIA & SSF and
- (iii) Rifleman (GD) in Assam Rifles (AR) Examination, 2018.

14.7 During the year 2018-19, the Commission conducted Constable (GD) in Central Armed Police Forces (CAPFs), NIA & SSF and Rifleman (GD) in Assam Rifles (AR) Examination, 2018 as its largest examination for 52,36,810 candidates at 309 venues located in 127 examination centres (i.e. cities) across the country.

14.8 The Commission made concerted efforts to promote the participation of women candidates in the Commission's examinations. During the year under report, out of 1,29,28,804 candidates who registered for various All India Open Competitive Examinations of the Commission, 32,75,779 were women candidates. In percentage terms, the share of women candidates was 25.34 %.

14.9 The Commission nominated 16,729 candidates, out of which 16,160 for appointment to various posts through 5 All India Open Examinations and 569 candidates against Selection Posts during the year 2018-19.

<b>Sl. No.</b>	<b>Name of Examination</b>	<b>Candidates Called</b>	<b>Candidates recommended</b>
1.	Junior Engineers (Civil, Electrical, Mechanical and Quantity Surveying & Contracts) Examination-2017	1,599	341
2.	Junior Hindi Translator, Junior Translator, Senior Hindi Translator and Hindi Pradhyapak Examination, 2017 (Paper-I)	1,296	323
3.	Inspector in Delhi Police, CAPFs and Assistant Sub-Inspectors in CISF Examination, 2017	5,076	3,355
4.	Stenographer Grade 'C' & 'D' Examination, 2017	1,467	23,473
5.	Multi Tasking (Non-Technical) Staff Exam – 2016	23,511	10,674
6.	Selection Posts Examination, 2017	-	569
	<b>Total</b>		<b>16,729</b>

14.10 The most important item of work of the Commission is holding of Examinations as per schedule. The process requires meticulous planning and elaborate prioritization of the work which takes into consideration the minutest details and close and effective monitoring of various items of the work besides taking care of examination schedule of various other Recruiting Organisations. The main examination related activities, such as receipt of Applications, issue of Admit Cards and declaration of results have been made online. Besides, the Commission has also made the online collection of vacancies mandatory.

14.11 With the rapid increase in the number of candidates applying for various examinations of the Commission, the number of examination centres (cities) has been increasing over the years. In July, 1976 when the Commission started functioning, there were only 09 examination centres. Since then, the number of examination centres has increased substantially. From the year 2016, with the transition from the conventional mode of examination i.e. Optical Marks Reader (OMR) Mode to the Computer Based Mode (CBM) of examination, the availability of examination venues with computer nodes has become an essential requirement. This has necessitated shifting of the examination venues from Government schools to well-equipped computer labs and technical / professional institutes.

14.12 In order to ensure that the quotas reserved for SC/ST/OBC candidates are filled up to the required extent and SC/ST/OBC candidates take advantage of SSC Examinations, the following steps were taken:

i) The Commission ensured that there is a wide dissemination of information regarding various recruitments conducted by publishing advertisements in the Employment News and Regional Newspapers with a wide circulation.

ii) Examination centres are opened in areas having concentration of SC/ST population. A Sub-Regional office of the Commission is also located at Raipur, a belt predominately inhabited by tribal population. These steps were devised to encourage and assist the reserved category candidates to come forward and compete with others belonging to urban and semi-urban areas.

iii) During 2018-19, 1808, 1237 and 6994 (total 10,035) candidates belonging to SC, ST and OBC categories respectively were recommended for appointment against open recruitment. This works out to 62.10% of the total candidates recommended for appointment.

14.13 Likewise, against 569 selection posts 81, 31 and 175 (total 287) candidates belonging to SC, ST and OBC categories respectively were recommended for appointment during the period under report. This works out to 50.44% of the total candidates recommended for appointment.

14.14 The Commission allowed fee exemption to women candidates cutting across all the categories with effect from 21.7.2009 to motivate them to participate in examinations conducted by it. During the year 2018-19, a total of 32,75,779 women candidates applied for various All India Open Competitive Examinations of the Commission, which constitutes 25.34% of the total number of applicants.

14.15 The Commission makes a conscious effort to provide Persons with Disabilities (PwD) (DIVYANGJAN) candidates, an easy, safe and hassle free access to the venues of examination. The Commission also extends the facility of providing Scribes, Passage Readers and compensatory time of 20 minutes per hour to eligible PwD candidates. Further, alternate questions are given to VH candidates in place of questions with graphs and diagrams.

14.16 Staff Selection Commission had set up an Information & Facilitation Counter in October, 1999 in its Headquarters for public-interface, transparency in administration, easy and speedy access to information by candidates and others in respect of services and activities of the Commission. Since then, it has been providing the following facilities to the candidates/others:-

i) General assistance to all visiting candidates regarding various queries on examinations already held and forthcoming apart from providing integral link between officers of SSC and candidates.

ii) Receipt of application forms for all examinations for Northern Region and issuing acknowledgements for the same.

iii) Issue of duplicate admission certificates to candidates within the jurisdiction of Northern Region.

iv) Information through Telephone No installed at the facilitation counter.

v) Information relating to declared results across the counter for all examinations of SSC.

vi) Provision of drop box for applications after office hours/holidays.

vii) Seating arrangements for candidates waiting for information and for writing applications.

viii) Receipt of applications/fee under Right to Information Act.

## ALL INDIA OPEN EXAMINATIONS 2018-19

Sl. No.	Name of Examination	Date of Exam.	Registered candidates	No. of Candidates Appeared
1.	Junior Engineers (Civil, Electrical, Mechanical and Quantity Surveying & Contracts) Examination-2017 Junior Engineers (Paper-II)	29.04.2018	5,855	5,095
2.	Combined Graduate Level Examination, 2017 (Tier-III)	08.07.2018	47,002	41,491
3.	Combined Higher Secondary (10+2) Level Examination, 2017 (Tier-II)	15.07.2018	48,395	42,226
4.	Junior Hindi Translator, Junior Translator, Senior Hindi Translator and Hindi Pradhyapak Examination, 2018 (Paper-I)	13.01.2019	49,651	15,603
5.	Selection Posts (Phase-VI) Examination, 2018 (Matriculation Level)	16.01.2019 to 18.01.2019	2,10,601	55,594
6.	Selection Posts (Phase-VI) Examination, 2018 (Intermediate Level)	17.01.2019 to 18.01.2019	74,462	17,554
7.	Selection Posts (Phase-VI) Examination, 2018 (Graduate Level)	17.01.2019 to 18.01.2019	1,52,079	32,242
8.	Stenographer Grade 'C' & 'D' Examination, 2018 (Paper-I)	05.02.2019 to 07.02.2019	4,38,905	1,97,552
9.	Constable (GD) in Central Armed Police Forces (CAPFs), NIA & SSF and Rifleman (GD) in Assam Rifles (AR) Examination, 2018	11.02.2019 to 11.03.2019	52,36,810	30,41,284
10.	Sub-Inspector in Delhi Police, CAPFs and ASI in CISF Examination, 2018 (Paper-I)	12.03.2019 to 16.03.2019	8,23,730	2,32,514
	<b>Total</b>		<b>70,87,490</b>	<b>36,81,155</b>

## CHAPTER – XV

### **VACANCIES, WHICH COULD NOT BE FILLED BY UPSC, STATE PUBLIC SERVICE COMMISSIONS, RRBs, ASRB & SSC**

15.1 During 20018-19, Union Public Service Commission issued advertisement for 1,003 posts through direct recruitment. Out of which 582 posts were finalized, recommending 510 candidates for various posts and could not find suitable candidates for 72 posts as a result of interviews. Of these 72 posts, 14 posts were reserved for candidates belonging to Scheduled Castes, 07 for candidates belonging to the Scheduled Tribes and 20 for Other Backward Classes. The remaining 31 posts were unreserved. These posts could not be filled up because most of the posts required specialized medical, engineering or scientific qualifications. Further enquiries lead to shortage of super specialists (teaching faculties) with suitable qualifications and experience conforming to the standards prescribed for various teaching faculties in medical, engineering, natural science and social science. A list of posts for which suitable candidates could not be found by UPSC during 2018-19 is given in Table-14A.

15.2 To get the information about vacancies advertised and those which could not be filled up during 2018-19, 29 State Public Service Commissions, Staff Selection Commission Agriculture Scientists Recruitment Board and 21 Railway Recruitment Boards were addressed. The information was received from 20 State Public Service Commissions and 9 Railway Recruitment Boards, namely, the State Public Service Commissions of Andhra Pradesh, Assam, Chhattisgarh, Gujarat, Haryana, Himachal Pradesh, Jammu & Kashmir, Jharkhand, Kerala, Karnataka, Madhya Pradesh, Maharashtra, Manipur, Meghalaya, Mizoram, Nagaland, Punjab, Rajasthan, Tripura, and West Bengal and Railway Recruitment Boards; Kolkata, Siliguri, Chennai, Secunderabad, Ajmer, Bhubaneshwar, Jammu Tawi, Malda and Thiruvananthapuram and also Agriculture Scientists Recruitment Board.

15.3 The State PSCs, SSC and RRBs were asked to give reasons for non-filling up of posts. Various reasons were spelt out by different State Public Service Commissions and RRBs. The main reasons attributed relate to lack of qualified candidates, non-availability of candidates having prescribed qualification, experienced candidates, none was found suitable/eligible, applications not received or received less applications as compared to number of posts, no eligible candidate applied for the post, failed to get minimum qualifying marks, all requisition withdrawn by the Govt., required number of candidates did not qualify examination/written examination etc.

15.4 The details of vacancies, designation of posts, qualifications prescribed for vacancies which could not be filled up by SPSC RRBs, & SSC, during 2018-19 are given in Table 14B.

## **CHAPTER-XVI**

### **NATIONAL CAREER SERVICE PROJECT**

16.1 Employment generation, job creation and skill development directly impact the economic growth of a nation. Ministry of labour and Employment drives policy formulation and its implementations thus impacting various stake holders namely jobseekers and job providers and employment players such as placement agencies industry and industry associations, academia as well as other ministries, state and city government which call for the need of real time data on employments and wages.

16.2 The Ministry is implementing the National Career Service (NCS) Project as a Mission Mode Project for transformation of the National Employment Service to provide a variety of employment related services like job matching, career counseling, vocational guidance, information on skill development courses, apprenticeship, internships etc. The services under NCS are available online and can be accessed directly, through Career Centres, Common Service Centres, post offices, mobile devices, cyber cafes etc. The various stakeholders are available on the NCS platform including job-seekers, industries, employers, employment exchanges (career centres), training providers, educational institutions and placement organizations. This project consists of three important components namely - (i) NCS Portal ([www.ncs.gov.in](http://www.ncs.gov.in)); (ii) Model Career Centres; and (iii) Interlinking of Employment Exchanges.

16.3 The NCS Portal (NCSP) has been made functional at the URL ([www.ncs.gov.in](http://www.ncs.gov.in)). The portal was dedicated to the Nation by Hon'ble Prime Minister of India on 20.07.2015. The NCSP is supported by a dedicated helpline (multi-lingual) available from Tuesday to Sunday (8.00 AM to 8.00 PM) on 1800-425-1514 for assisting users. These services are available free of cost. The portal is accessible by all users including jobseekers, employers, skill providers, placement organisations, career counselors etc. The portal also facilitates organization of job fairs where both employers and job seekers can interact.

16.4 The NCS Project has envisaged setting up of Model Career Centres (MCCs) in collaboration with States and other institutions to deliver employment related services to maximize the reach of NCS for conducting outreach activities.

16.5 The interlinking of all employment exchanges with the NCS Portal has been evolved on the latter stage of implementation of NCS. Under this component, all employment exchanges are mandatorily to be interlinked with the NCS portal.



16.6 In addition, NCS has also signed Memorandum of Understandings (MoUs) with many strategic partners in order to enhance the quality and reach of the services throughout the country. Ministry has engaged with several institutions and organisations to bring more and more job opportunities to our workforce with some of the leading institutions/ organizations, such as Common Service Centres, Department of Posts, and other leading private job portals operating in the metros. Ministry is also integrated the NCS Portal with other Ministries/ departments like MSDE, MHRD, AICTE, etc.

16.7 NCS portal has a job fair module to streamline the process of job fair activity on a single online platform by engaging all stakeholders i.e. career centers, nodal officers, job seekers and employers. It helps capture information about online as well as on-premise job fairs and events which are ongoing, upcoming or past events in the form of a calendar view, the link to which is provided on the home page. The job fairs are searchable by state, district and industry on the calendar. The career centers can create the job-fair & enables employers and jobseekers to participate for the job fair. The portal also facilitates organization of job fairs where both employers and job seekers can interact. NCS portal has also launched an online job fair module with the enhancement where the complete cycle of job posting to selection of candidates can be completed on the portal.

16.8 The DoPT has mandated for all ministries/Departments vide their OM dated 13.06.2016 that advertisement of all the vacancies may also be placed on the NCS portal of MoLE in addition to reporting of vacancies to the local employment Exchanges/Central employment Exchanges and publication of advertisements in the Employment News/Rozgar Samachar.

16.9 With the increased focus of Government on Career Counseling, the Ministry proposes to create a network of Career Counselors where the Career Centres will become the hub of Career Counseling in their area.

16.10 A special link for work from home jobs and free of cost trainings was created on NCS portal home page to give direct access to jobseekers to those jobs and trainings.

16.11 National Career services (NCS) is making all efforts to furnish career related information to cater to special needs of the differently abled (Divyang) jobseekers. NCS offers jobs for differently abled (Divyang) jobseekers wherein candidates can easily search and apply for the jobs matching their criteria under “Job for differently abled” section on NCS home page.

16.12 In order to promote women empowerment, NCS provides various opportunities and features specifically focused for women candidates to encourage skilling and employment amongst females. NCS conducts Job Fairs and career enrichment programs specifically for women. A specific tile “Jobs for Women” has been featured on NCS Portal Home Page. A functionality has also been provided on NCS wherein household users can reach out to Local Service Providers

### **Job opportunities through National Career Service Portal**

16.13 As per the data available total number of vacancies uploaded on NCS portal for the period 2018-19 were **16,87,801** through MoU partners of NCS, other employers and placement organosations. The details are given in **Box 16A**.

<b>Box-16A: Sector/Discipline-wise Job Vacancies uploaded on NCS Portal (2018-19)</b>	
<b>Sectors/Disciplines</b>	<b>No. of Job Vacancy</b>
Construction	3,97,687
Administrative And Support Service Activities	2,44,439
Manufacturing	2,05,217
Information And Communication	1,92,182
Sector Not Specified	1,76,131
Financial And Insurance Activities	84,263
Other Service Activities ( Placement and Employment Agencies)	61,726
Accommodation And Food Service Activities	55,816
Agriculture, Forestry And Fishing	42,883
Professional, Scientific And Technical Activities	37,058
Education	36,716
Real Estate Activities	28,003
Human Health And Social Work Activities	25,214
Public Administration And Defence; Compulsory Social Security	22,489
Activities Of Households As Employers; Undifferentiated Goods	22,329
Wholesale And Retail Trade; Repair Of Motor Vehicles And Motorcycles	20,579
Transportation And Storage	18,099
Mining And Quarrying	9,870
Electricity, Gas, Steam And Air Conditioning Supply	6,510
Water Supply; Sewerage, Waste Management & Remediation Activities	464
Arts, Entertainment And Recreation	66
Activities Of Extraterritorial Organizations And Bodies	60
<b>Total</b>	<b>16,87,801</b>

16.14 The total 6,59,721 job vacancies were available through job fairs conducted under NCS (online as well as offline) and 11,21,095 vacancies were available through job fairs organized by all state Employment Exchanges in the country.

## CHAPTER-XVII

### VARIOUS EMPLOYMENT GENERATION SCHEMES/ EMPLOYMENT PROMOTION PROGRAMME

17.1 Employment generation as well as improving employability is the priority of the Government. Various employment generation schemes and employment promotion programmes launched by Govt. of India through various Ministries/Departments had tried to bridge the gap. Govt. has taken various steps for generating employment in the country by encouraging various scheme/projects involving substantial investment and increasing public expenditure. A brief on Employment Generation Schemes/Employment Promotion Programmes are given below:

Sl. No.	Name of the Scheme/ Programme	Ministry	Remarks
1	Atmanirbhar Bharat Rojgar Yojana (ABRY)	Ministry of Labour and Employment	To incentivize employers for creation of new employment along with social security benefits and restoration of employment. Launched w.e.f. 1 <sup>st</sup> October, 2020.
2	Pradhan Mantri Rojgar Protsahan Yojana (PMRPY)	Ministry of Labour and Employment	Launched w.e.f. 01.04.2016 to incentivize employers for creation of new employment along with social security benefits. The terminal date was 31 <sup>st</sup> March, 2019.
3	National Career Service (NCS) Project	Ministry of Labour and Employment	Project for transformation of the National Employment Service to provide a variety of career related services. This project consists of three important components namely - (i) NCS Portal ( <a href="http://www.ncs.gov.in">www.ncs.gov.in</a> ); (ii) Model Career Centres; and (iii) Interlinking of Employment Exchanges.
4	Mahatma Gandhi National Rural Employment Guarantee Act (MGNREGA)	Ministry of Rural Development	Aims at enhancing the livelihood security of people in rural areas by guaranteeing 100 days of wage employment. Wage has been increased to Rs. 202 a day from Rs. 182 w.e.f. 1 <sup>st</sup> April, 2020.
5	Pradhan Mantri Garib Kalyan Rojgar Abhiyaan (PMGKRA)	Ministry of Rural Development	To boost rural infrastructure & rural economy to provide local employment opportunities particularly to the migrant returnees
6	Aajeevika - National Rural Livelihoods Mission (NRLM)	Ministry of Rural Development	To reduce poverty by enabling the poor households to access gainful self-employment and skilled wage employment opportunities,
7	Pt. Deen Dayal Upadhyaya Grameen Kaushlya Yojana (DDU-GKY)	Ministry of Rural Development	Sub component of NRLM which is a placement linked skill development scheme for rural poor.

Sl. No.	Name of the Scheme/ Programme	Ministry	Remarks
8	Rural Self Employment and Training Institutes (RSETI),	Ministry of Rural Development	Sub component of NRLM which is provides skilling, thereby enabling the trainee to take bank credit and start his/her own Micro-enterprise.
9	PM- SVANidhi Scheme	M/o Housing & Urban Affairs	To facilitate collateral free working capital loan for one-year tenure to street vendors, to help them resume their businesses during post Covid pandemic
10	Deendayal Antyodaya Yojana - National Urban Livelihoods Mission (Day-NULM)	M/o Housing & Urban Affairs	It aims at organizing urban poor into Self-Help Groups, imparting skill training to urban poor for self and wage employment and helping them to set up self-employment ventures by providing credit at subsidized rate of interest.
11	Prime Minister's Employment Generation Programme (PMEGP)	Ministry of Micro, Small & Medium Enterprises	To generating employment in the Country by setting up of micro-enterprises in the non-farm sector by helping traditional artisans and unemployed youth.
12	Pradhan Mantri MUDRA Yojana (PMMY)	Ministry of Finance	To extend collateral free loans by Banks, Non-Banking Financial Companies (NFBCs) and Micro Finance Institutions (MFIs) to small/micro business enterprises upto Rs. 10 lakh in the non-agricultural sector to individuals to enable them to setup or expand their business activities.
13	Pradhan Mantri Kaushal Vikas Yojana (PMKVY)	Ministry of Skill Development and Entrepreneurship	Enables large number of prospective youth for taking Short Term Training (STT) and Recognition of Prior Learning (RPL) through accredited and affiliated training centers.
14	National Apprenticeship Promotion Scheme (NAPS)	Ministry of Skill Development and Entrepreneurship	Government reimburses 25 percent of the stipend payable to apprentices also enhances employability of the youth to access employment.
15	Production-Linked Incentive (PLI) Scheme	13 Ministries	To enhance India's manufacturing capabilities and exports, in the 13 key sectors. The scheme will be implemented by the concerned ministries.
16.	Ayushman Bharat	M/o Health & Family Welfare	Ayushman Bharat launched in 2018, is a health scheme. It is the largest government-funded healthcare programme in the world with over 50 crore beneficiaries.

### **Flagship programmes of Government to generate productive Employment Opportunities**

1	Digital India	Ministry of Electronics and Information Technology	Ensuing Broadband connectivity at village level, improved access to services through IT enabled platforms, greater transparency in Government process and increased indigenous production of IT hardware and software for exports and improved domestic availability.
2	Atal Mission for Rejuvenation and Urban Transformation (AMRUT)	M/o Housing and Urban Affairs	Providing basic services to households and build amenities in cities which will improve the quality of life for all especially the poor and the disadvantaged is a national priority.
3	Make in India	DPIIT, Ministry of Commerce & Industry	To facilitate investment, foster innovation, enhance skill development, protect intellectual property and build best in class manufacturing infrastructure.
4	Smart Cities Mission	M/o Housing & Urban Affairs	To promote sustainable and inclusive cities that provide core infrastructure and give a decent quality of life to its citizens, a clean and sustainable environment and application of 'Smart' Solutions.
5	Shyama Prasad Mukherji Rurban Mission	M/o Rural Development	To deliver integrated project based infrastructure in the rural areas, including development of economic activities and skill development.
6	National Industrial Corridor Authority	Ministry of Finance	To coordinate the development of the industrial corridors, with smart cities linked to transport connectivity, drive India's growth in manufacturing and urbanization.
7	Stand up India Scheme	Ministry of Finance	To facilitates bank loans to SC/ST/ woman borrower for setting up a new enterprise in manufacturing, trading or services sector.
8	Start Up India	M/o Commerce & Industry DPIIT,	To empower start ups to grow through innovation and design.
9	Pradhan Mantri Awas Yojana – (PMAY)	Ministry of Housing & Urban Affairs	To provide Central Assistance to the implementing agencies through States/(UTs) and Central Nodal Agencies for providing houses to all eligible families/ beneficiaries against the validated demand for housing.
10	Swachh Bharat Mission- Grameen	Ministry of Jal Shakti	To accelerate the efforts to achieve universal sanitation coverage and to put focus on sanitation.
11	Swachh Bharat Mission - Urban (SBM-U),	Ministry of Housing & Urban Affairs	To make urban India free from open defecation and achieving 100% scientific management of municipal solid waste in 4,041 statutory towns in the country.
12	Pradhan Mantri Garib Kalyan Yojana (PMGKY)	Ministry of Labour and Employment	Providing employment in EPFO registered establishments during post Covid period.

**TABLE-1A****Vacancies for engineers (Graduate & above) under various sectors by pay levels during 2018-19**

Sl. No.	Branches of Engineering	Pay level 1 to 5					
		Central Govt.	State Govt.	Quasi Govt.	Local Bodies	Private	Total
(1)	(2)	(3)	(4)	(5)	(6)	(7)	(8)
1	Air-Conditioning and Refrigeration	--	--	3	2	--	5
2	Aeronautical	3	--	5	--	--	8
3	Agriculture	--	--	5	--	--	5
4	Aircraft Maintenance	--	--	--	12	--	12
5	Architecture	--	--	--	1	--	1
6	Architecture/Civil	1	--	10	--	--	11
7	Automobile	--	--	1	--	--	1
8	Broadcasting & Television	--	--	--	--	--	--
9	Civil (including Municipal)	10	--	198	8	--	216
10	Chemical Engg.	--	--	--	--	--	--
11	Electrical	13	2	35	1	--	51
12	Electronics & Electrical Microwave/ Communication (including Radio)	2	20	40	--	--	62
13	Electrical/Mechanical	--	1	95	--	678	774
14	Forging & Heat Treatment	--	--	--	--	--	--
15	Highways & Roads	--	--	--	--	--	--
16	Hydraulics & Dam	--	--	--	--	--	--
17	Instrumentation	--	--	--	--	--	--
18	Internal Combustion	23	22	36	--	--	81
19	Marine	--	--	--	--	--	--
20	Machine Tools & Die Sinking	--	--	--	--	--	--
21	Mechanical	7	--	36	5	4	52
22	Mechanical/Metallurgical	2	2	11	--	--	15
23	Metallurgical	--	--	--	--	--	--
24	Mining	--	--	1	--	333	334
25	Naval Architecture	--	--	--	--	--	--
26	Production (Methods, Safety, Planning, Manufacturing & Industrial etc.)	--	--	--	--	--	--
27	Public Health	--	--	--	--	--	--
28	Structural	1	--	--	--	--	1
29	Soil Mechanics & Foundation	--	2	--	--	--	2
30	Sound	--	--	--	--	--	--
31	Telecommunication/ Line Communication (Telephone & Telegraph)	3	--	16	--	--	19
32	Tools	--	--	--	--	--	--
33	Town & Country Planning	--	--	--	--	--	--
34	Computer	29	64	118	11	--	222
35	Engineers Unspecified (Branches not specified)	18	919	49	6	514	1506
	<b>Total</b>	<b>112</b>	<b>1032</b>	<b>659</b>	<b>46</b>	<b>1529</b>	<b>3378</b>

Source: Employment Exchanges in the country &amp; Employment News, 2018-19.

TABLE-1A

Vacancies for engineers (Graduate &amp; above) under various sectors by pay levels during 2018-19

Sl. No.	Branches of Engineering	Pay level 6 to 9					
		Central Govt.	State Govt.	Quasi Govt.	Local Bodies	Private	Total
(1)	(2)	(3)	(4)	(5)	(6)	(7)	(8)
1	Air-Conditioning and Refrigeration	13	--	10	--	--	23
2	Aeronautical	16	--	2	--	--	18
3	Agriculture	--	--	5	--	--	5
4	Aircraft Maintenance	--	--	--	--	--	--
5	Architecture	1	10	20	--	--	31
6	Architecture/Civil	10	--	242	--	--	252
7	Automobile	7	--	61	5	--	73
8	Broadcasting & Television	--	--	--	--	--	--
9	Civil (including Municipal)	132	286	219	68	17	722
10	Chemical Engg.	44	--	132	--	--	176
11	Electrical	74	28	483	35	1	621
12	Electronics & Electrical Microwave/ Communication (including Radio)	31	--	248	2	36	317
13	Electrical/Mechanical	50	--	129	--	9	188
14	Forging & Heat Treatment	--	--	5	--	--	5
15	Highways & Roads	--	--	--	--	--	--
16	Hydraulics & Dam	--	--	--	--	--	--
17	Instrumentation	1	--	17	--	1	19
18	Internal Combustion	24	5	1	--	--	30
19	Marine	17	6	18	20	--	61
20	Machine Tools & Die Sinking	--	--	--	--	--	--
21	Mechanical	22	--	113	--	16	151
22	Mechanical/Metallurgical	--	8	6	--	--	14
23	Metallurgical	6	--	6	1	2	15
24	Mining	2	--	62	5	--	69
25	Naval Architecture	2	--	1	--	--	3
26	Production (Methods, Safety, Planning, Manufacturing & Industrial etc.)	194	45	55	2	--	296
27	Public Health	--	--	--	--	--	--
28	Structural	10	--	--	--	--	10
29	Soil Mechanics & Foundation	--	--	--	--	--	--
30	Sound	--	2	--	--	--	2
31	Telecommunication/ Line Communication (Telephone & Telegraph)	48	63	13	--	2	126
32	Tools	2	--	--	--	--	2
33	Town & Country Planning	--	1	2	--	--	3
34	Computer	489	8	287	8	--	792
35	Engineers Unspecified (Branches not specified)	13158	28	665	16	314	14181
	<b>Total</b>	<b>14353</b>	<b>490</b>	<b>2802</b>	<b>162</b>	<b>398</b>	<b>18205</b>

Source: Employment Exchanges in the country &amp; Employment News, 2018-19.

TABLE-1A

Vacancies for engineers (Graduate &amp; above) under various sectors by pay levels during 2018-19

Sl. No.	Branches of Engineering	Pay level 10 & above					
		Central Govt.	State Govt.	Quasi Govt.	Local Bodies	Private	Total
(1)	(2)	(3)	(4)	(5)	(6)	(7)	(8)
1	Air-Conditioning and Refrigeration	9	29	5	--	--	43
2	Aeronautical	97	21	13	1	--	132
3	Agriculture	3	--	6	1	--	10
4	Aircraft Maintenance	--	--	23	--	--	23
5	Architecture	11	19	4	1	--	35
6	Architecture/Civil	24	14	86	--	--	124
7	Automobile	29	4	4	--	--	37
8	Broadcasting & Television	--	--	--	--	--	--
9	Civil (including Municipal)	21	27	103	4	38	193
10	Chemical Engg.	10	7	14	--	--	31
11	Electrical	94	22	39	12	--	167
12	Electronics & Electrical Microwave/ Communication (including Radio)	120	8	112	20	--	260
13	Electrical/Mechanical	61	--	10	2	40	113
14	Forging & Heat Treatment	--	--	--	--	--	--
15	Highways & Roads	7	--	1	--	--	8
16	Hydraulics & Dam	2	--	--	--	--	2
17	Instrumentation	3	--	2	--	--	5
18	Internal Combustion	--	1	--	--	--	1
19	Marine	52	30	13	--	--	95
20	Machine Tools & Die Sinking	--	--	--	--	--	--
21	Mechanical	73	15	155	--	--	243
22	Mechanical/Metallurgical	--	14	4	--	--	18
23	Metallurgical	14	--	3	--	--	17
24	Mining	44	--	15	--	--	59
25	Naval Architecture	1	2	--	--	--	3
26	Production (Methods, Safety, Planning, Manufacturing & Industrial etc.)	31	25	50	--	--	106
27	Public Health	--	--	--	--	--	--
28	Structural	13	--	--	--	--	13
29	Soil Mechanics & Foundation	--	--	--	--	--	--
30	Sound	--	1	--	--	--	1
31	Telecommunication/ Line Communication (Telephone & Telegraph)	3	12	35	8	--	58
32	Tools	--	--	--	--	--	--
33	Town & Country Planning	--	--	2	--	--	2
34	Computer	264	27	68	29	--	388
35	Engineers Unspecified (Branches not specified)	135	16	185	2	355	693
	<b>Total</b>	<b>1121</b>	<b>294</b>	<b>952</b>	<b>80</b>	<b>433</b>	<b>2880</b>

Source: Employment Exchanges in the country &amp; Employment News, 2018-19.



**TABLE-1B**  
**Vacancies for engineers (Graduate & above) according to work-experience during 2018-19**

Sl. No.	Branches of Engineering	Degree Holders		
		With Exp.	Without Exp.	Total
(1)	(2)	(3)	(4)	(5)
1	Air-Conditioning and Refrigeration	32	39	71
2	Aeronautical	132	26	158
3	Agriculture	12	8	20
4	Aircraft Maintenance	13	22	35
5	Architecture	41	26	67
6	Architecture/Civil	344	43	387
7	Automobile	35	76	111
8	Broadcasting & Television	--	--	--
9	Civil (including Municipal)	1011	120	1131
10	Chemical Engg.	178	29	207
11	Electrical	580	259	839
12	Electronics & Electrical Microwave/ Communication (including Radio)	173	466	639
13	Electrical/Mechanical	360	715	1075
14	Forging & Heat Treatment	2	3	5
15	Highways & Roads	8	--	8
16	Hydraulics & Dam	2	--	2
17	Instrumentation	22	2	24
18	Internal Combustion	33	79	112
19	Marine	124	32	156
20	Machine Tools & Die Sinking	--	--	--
21	Mechanical	248	198	446
22	Mechanical/Metallurgical	16	31	47
23	Metallurgical	15	17	32
24	Mining	444	18	462
25	Naval Architecture	6	--	6
26	Production (Methods, Safety, Planning, Manufacturing & Industrial etc.)	154	248	402
27	Public Health	--	--	--
28	Structural	24	--	24
29	Soil Mechanics & Foundation	--	2	2
30	Sound	1	2	3
31	Telecommunication/ Line Communication (Telephone & Telegraph)	147	56	203
32	Tools	2	--	2
33	Town & Country Planning	1	4	5
34	Computer	519	883	1402
35	Engineers Unspecified (Branches not specified)	439	15941	16380
	<b>Total</b>	<b>5118</b>	<b>19345</b>	<b>24463</b>

Source: Employment Exchanges in the country & Employment News, 2018-19.

**TABLE-1C**  
**State-wise and sector-wise vacancies for engineers (Graduate & above) during 2018-19**

Sl. No.	States/UTs	Central Govt.	State Govt.	Quasi Govt.	Local Bodies	Private	Total	% to Total
(1)	(2)	(3)	(4)	(5)	(6)	(7)	(8)	(9)
1	Andaman & Nicobar	2	--	1	--	--	3	0.01%
2	Andhra Pradesh	11	11	9	--	--	31	0.13%
3	Arunachal Pradesh	--	--	--	--	--	--	--
4	Assam	6	--	1	--	--	7	0.03%
5	Bihar	2	4	--	--	--	6	0.02%
6	Chandigarh	22	23	10	--	--	55	0.22%
7	Chhattisgarh	4	--	4	9	--	17	0.07%
8	Dadra & Nagar Haveli	--	--	--	--	--	--	--
9	Daman & Diu	7	4	--	--	--	11	0.04%
10	Delhi	677	596	1740	182	47	3242	13.25%
11	Goa	25	20	21	20	--	86	0.35%
12	Gujarat	4	--	10	--	1192	1206	4.93%
13	Haryana	38	--	233	9	--	280	1.14%
14	Himachal Pradesh	--	--	43	--	--	43	0.18%
15	Jammu & Kashmir	--	1	8	--	--	9	0.04%
16	Jharkhand	65	8	189	--	--	262	1.07%
17	Karnataka	69	--	182	15	4	270	1.10%
18	Kerala	112	--	50	--	--	162	0.66%
19	Lakshadweep	--	--	--	--	--	--	--
20	Madhya Pradesh	36	70	2	10	--	118	0.48%
21	Maharashtra	461	930	513	18	1038	2960	12.10%
22	Manipur	--	--	--	16	--	16	0.07%
23	Meghalaya	1	--	7	--	5	13	0.05%
24	Mizoram	--	7	--	--	--	7	0.03%
25	Nagaland	1	--	--	--	--	1	0.00%
26	Odisha	--	1	28	--	--	29	0.12%
27	Puducherry	--	--	--	--	--	--	--
28	Punjab	8	--	5	--	--	13	0.05%
29	Rajasthan	23	1	48	2	--	74	0.30%
30	Sikkim	--	--	--	--	--	--	--
31	Tamil Nadu	43	71	8	--	17	139	0.57%
32	Telangana	21	--	32	1	--	54	0.22%
33	Tripura	--	--	--	--	--	--	--
34	Uttar Pradesh	30	25	165	1	57	278	1.14%
35	Uttarakhand	64	44	64	3	--	175	0.72%
36	West Bengal	27	--	121	2	--	150	0.61%
37	*State-wise Breakup not available	13827	--	919	--	--	14746	60.28%
	<b>Total</b>	<b>15586</b>	<b>1816</b>	<b>4413</b>	<b>288</b>	<b>2360</b>	<b>24463</b>	<b>100%</b>

\* Relates to vacancies notified mostly by RRBs& some by UPSC etc. for which place of duty was not specified.

Source: Employment Exchanges in the country & Employment News, 2018-19.

TABLE-2A

**Vacancies for technologists (Graduate & above) under various sectors by  
pay levels during 2018-19**

Sl. No.	Branches of Technology	Pay level 1 to 5					
		Central Govt.	State Govt.	Quasi Govt.	Local Bodies	Private	Total
(1)	(2)	(3)	(4)	(5)	(6)	(7)	(8)
1	Alcohol	--	--	--	--	--	--
2	Ceramic	--	--	--	--	--	--
3	Chemical	--	--	3	--	--	3
4	Fiber	--	--	--	--	--	--
5	Food	--	--	--	--	--	--
6	Glass	--	--	--	--	--	--
7	Fuel	4	--	--	--	--	4
8	Hosiery	--	--	--	--	--	--
9	Intermediate & Dyes	--	--	--	--	--	--
10	Jute	--	--	--	--	--	--
11	Leather	--	--	--	--	--	--
12	Oil, Fats & Waxes	--	--	--	--	--	--
13	Paper	--	--	--	--	--	--
14	Paints, Pigments & Varnishes	--	--	--	44	--	44
15	Petroleum	--	--	--	--	--	--
16	Pharmaceutical & Fine Chemicals	--	--	--	--	--	--
17	Plastics	--	--	--	--	--	--
18	Printing	--	--	20	15	--	35
19	Rubber	--	--	--	--	--	--
20	Silicate	--	--	--	--	--	--
21	Sugar	--	--	--	--	--	--
22	Textile	--	--	--	--	--	--
23	Textile, Chemistry	--	--	--	--	--	--
24	Textile, Dyeing & Printing	--	--	--	--	--	--
25	Wood and Timber	--	--	--	--	--	--
26	Other Technological Subjects	16	2	3	1	--	22
	<b>Total</b>	<b>20</b>	<b>2</b>	<b>26</b>	<b>60</b>	<b>--</b>	<b>108</b>

Source: Employment Exchanges in the country & Employment News, 2018-19

TABLE-2A

**Vacancies for technologists (Graduate & above) under various sectors by  
pay levels during 2018-19**

Sl. No.	Branches of Technology	Pay level 6 to 9					
		Central Govt.	State Govt.	Quasi Govt.	Local Bodies	Private	Total
(1)	(2)	(3)	(4)	(5)	(6)	(7)	(8)
1	Alcohol	1	--	--	--	--	1
2	Ceramic	--	--	--	--	--	--
3	Chemical	11	--	35	--	--	46
4	Fiber	--	--	--	--	--	--
5	Food	2	--	8	2	--	12
6	Glass	--	--	--	--	--	--
7	Fuel	45	--	--	--	--	45
8	Hosiery	--	--	--	--	--	--
9	Intermediate & Dyes	--	--	--	--	--	--
10	Jute	--	--	--	--	--	--
11	Leather	--	--	--	--	--	--
12	Oil, Fats & Waxes	9	--	--	--	--	9
13	Paper	--	--	5	--	--	5
14	Paints, Pigments & Varnishes	--	--	--	--	--	--
15	Petroleum	--	--	--	--	21	21
16	Pharmaceutical & Fine Chemicals	--	--	--	--	--	--
17	Plastics	--	--	--	--	--	--
18	Printing	1	--	1	--	--	2
19	Rubber	--	--	--	--	--	--
20	Silicate	--	--	--	--	--	--
21	Sugar	--	--	--	--	--	--
22	Textile	--	--	8	--	--	8
23	Textile, Chemistry	--	--	--	--	--	--
24	Textile, Dyeing & Printing	--	--	--	--	--	--
25	Wood and Timber	--	--	--	--	--	--
26	Other Technological Subjects	23	29	14	--	1	67
	<b>Total</b>	<b>92</b>	<b>29</b>	<b>71</b>	<b>2</b>	<b>22</b>	<b>216</b>

Source: Employment Exchanges in the country & Employment News, 2018-19

TABLE-2A

**Vacancies for technologists (Graduate & above) under various sectors by  
pay levels during 2018-19**

Sl. No.	Branches of Technology	Pay level 10 & above					
		Central Govt.	State Govt.	Quasi Govt.	Local Bodies	Private	Total
(1)	(2)	(3)	(4)	(5)	(6)	(7)	(8)
1	Alcohol	--	--	--	--	--	--
2	Ceramic	--	--	--	--	--	--
3	Chemical	2	--	--	--	--	2
4	Fiber	--	--	--	--	--	--
5	Food	--	1	--	--	--	1
6	Glass	--	--	--	--	--	--
7	Fuel	--	--	--	--	--	--
8	Hosiery	--	--	--	--	--	--
9	Intermediate & Dyes	--	--	--	--	--	--
10	Jute	--	--	--	--	--	--
11	Leather	--	--	--	--	--	--
12	Oil, Fats & Waxes	--	--	--	--	--	--
13	Paper	--	--	--	--	--	--
14	Paints, Pigments & Varnishes	--	--	--	--	--	--
15	Petroleum	--	--	--	--	--	--
16	Pharmaceutical & Fine Chemicals	--	--	--	--	--	--
17	Plastics	--	7	--	--	--	7
18	Printing	--	5	--	--	--	5
19	Rubber	--	--	--	--	--	--
20	Silicate	--	--	--	--	--	--
21	Sugar	--	--	--	--	--	--
22	Textile	8	2	15	--	--	25
23	Textile, Chemistry	--	--	--	--	--	--
24	Textile, Dyeing & Printing	1	--	--	--	--	1
25	Wood and Timber	--	--	5	--	--	5
26	Other Technological Subjects	15	19	49	4	--	87
	<b>Total</b>	<b>26</b>	<b>34</b>	<b>69</b>	<b>4</b>	<b>--</b>	<b>133</b>

Source: Employment Exchanges in the country & Employment News, 2018-19

**TABLE-2B**

**Vacancies for technologists (Graduate & above) according to  
work-experience during 2018-19**

Sl. No.	Branches of Technology	Vacancies for Technologists		
		With Experience	Without Experience	Total
(1)	(2)	(3)	(4)	(5)
1	Alcohol	1	--	1
2	Ceramic	--	--	--
3	Chemical	30	21	51
4	Fiber	--	--	--
5	Food	8	5	13
6	Glass	--	--	--
7	Fuel	--	49	49
8	Hosiery	--	--	--
9	Intermediate & Dyes	--	--	--
10	Jute	--	--	--
11	Leather	--	--	--
12	Oil, Fats & Waxes	3	6	9
13	Paper	--	5	5
14	Paints, Pigments & Varnishes	44	--	44
15	Petroleum	21	--	21
16	Pharmaceutical & Fine Chemicals	--	--	--
17	Plastics	--	7	7
18	Printing	36	6	42
19	Rubber	--	--	--
20	Silicate	--	--	--
21	Sugar	--	--	--
22	Textile	31	2	33
23	Textile, Chemistry	--	--	--
24	Textile, Dyeing & Printing	1	--	1
25	Wood and Timber	--	5	5
26	Other Technological Subjects	110	66	176
	<b>Total</b>	<b>285</b>	<b>172</b>	<b>457</b>

Source: Employment Exchanges in the country & Employment News, 2018-19

**TABLE-2C**  
**State-wise and sector-wise vacancies for technologists (Graduate & above) during 2018-19**

Sl. No.	States/UTs	Central Govt.	State Govt.	Quasi Govt.	Local Bodies	Private	Total	% to Total
(1)	(2)	(3)	(4)	(5)	(6)	(7)	(8)	(9)
1	Andaman & Nicobar	--	--	--	--	--	--	--
2	Andhra Pradesh	--	--	--	--	--	--	--
3	Arunachal Pradesh	--	--	--	--	--	--	--
4	Assam	1	--	--	--	--	1	0.22%
5	Bihar	--	1	--	--	--	1	0.22%
6	Chandigarh	1	--	--	--	--	1	0.22%
7	Chhattisgarh	--	--	--	--	--	--	--
8	Dadra & Nagar Haveli	--	--	--	--	--	--	--
9	Daman & Diu	1	--	--	--	--	1	0.22%
10	Delhi	17	12	45	4	--	78	17.07%
11	Goa	--	--	--	--	--	--	--
12	Gujarat	--	--	--	--	--	--	--
13	Haryana	--	2	2	--	--	4	0.88%
14	Himachal Pradesh	--	--	--	--	--	--	--
15	Jammu & Kashmir	--	--	1	--	--	1	0.22%
16	Jharkhand	45	29	1	--	--	75	16.41%
17	Karnataka	--	--	9	--	--	9	1.97%
18	Kerala	--	1	10	--	--	11	2.41%
19	Lakshadweep	--	--	--	--	--	--	--
20	Madhya Pradesh	14	--	--	60	--	74	16.19%
21	Maharashtra	7	--	41	--	1	49	10.72%
22	Manipur	--	--	--	--	--	--	--
23	Meghalaya	--	--	--	2	--	2	0.44%
24	Mizoram	--	--	--	--	--	--	--
25	Nagaland	5	--	--	--	--	5	1.09%
26	Odisha	--	--	4	--	--	4	0.88%
27	Puducherry	--	--	--	--	--	--	--
28	Punjab	4	--	--	--	--	4	0.88%
29	Rajasthan	--	--	1	--	--	1	0.22%
30	Sikkim	--	--	--	--	--	--	--
31	Tamil Nadu	--	--	1	--	21	22	4.81%
32	Telangana	6	--	--	--	--	6	1.31%
33	Tripura	--	--	--	--	--	--	--
34	Uttar Pradesh	6	2	7	--	--	15	3.28%
35	Uttarakhand	3	--	35	--	--	38	8.32%
36	West Bengal	14	18	--	--	--	32	7.00%
37	*State-wise Breakup not available	14	--	9	--	--	23	5.03%
	<b>Total</b>	<b>138</b>	<b>65</b>	<b>166</b>	<b>66</b>	<b>22</b>	<b>457</b>	

\*Relates to vacancies notified mostly by RRBs/some by UPSC etc. for which place of duty was not specified.

Source: Employment Exchanges in the country & Employment News, 2018-19

TABLE-3A

**Vacancies for Agricultural Scientists (Graduate & above)  
under various sectors by pay levels during 2018-19**

Sl. No.	Branches of Agriculture	Pay level 1 to 5					
		Central Govt.	State Govt.	Quasi Govt.	Local Bodies	Private	Total
(1)	(2)	(3)	(4)	(5)	(6)	(7)	(8)
1	Agronomy	1	1	57	2	--	61
2	Agriculture Bacteriology	--	--	--	--	--	--
3	Agriculture Botany	--	53	728	--	--	781
4	Agriculture Chemistry	1	1	--	--	--	2
5	Agriculture Economics	1	--	1	--	--	2
6	Entomology	24	--	--	--	--	24
7	Agriculture Extension	--	--	--	--	--	--
8	Agriculture Marketing	--	--	148	--	--	148
9	Agriculture Meteorology	--	1	--	--	--	1
10	Agriculture Microbiology	--	--	--	--	--	--
11	Agriculture Sociology	--	--	--	--	--	--
12	Agriculture Statistics	--	--	--	--	--	--
13	Animal Nutrition	--	--	1	--	--	1
14	Animal Pathology	--	--	--	1	--	1
15	Co-operation	--	--	--	--	--	--
16	Dairying	--	--	1	--	--	1
17	Fishery	--	--	--	--	--	--
18	Forestry	--	--	--	--	--	--
19	Horticulture	--	304	5	2	--	311
20	Land Development	--	--	--	--	--	--
21	Mycology & Plant Pathology	2	--	--	--	--	2
22	Plant Pathology	121	1	--	--	--	122
23	Plant Breeding & Genetics	--	--	19	--	--	19
24	Plant Physiology	--	--	--	--	--	--
25	Poultry Farming	--	--	--	--	--	--
26	Soil Science	3	1	--	--	--	4
27	Veterinary Science & Animal Husbandry	--	1	3	--	--	4
28	Warehousing	--	--	--	--	--	--
29	Water Conservation	--	--	--	--	--	--
30	Other Agricultural Subjects	3	1	--	--	--	4
	<b>Total</b>	<b>156</b>	<b>364</b>	<b>963</b>	<b>5</b>	<b>--</b>	<b>1488</b>

Source: Employment Exchanges in the country & Employment News, 2018-19



TABLE-3A

**Vacancies for Agricultural Scientists (Graduate & above)  
under various sectors by pay levels during 2018-19**

Sl. No.	Branches of Agriculture	Pay level 6 to 9					
		Central Govt.	State Govt.	Quasi Govt.	Local Bodies	Private	Total
(1)	(2)	(3)	(4)	(5)	(6)	(7)	(8)
1	Agronomy	7	--	247	1	3	258
2	Agriculture Bacteriology	--	--	1	--	--	1
3	Agriculture Botany	--	2	--	--	--	2
4	Agriculture Chemistry	2	1	3	--	--	6
5	Agriculture Economics	32	--	--	--	--	32
6	Entomology	28	1	1	--	--	30
7	Agriculture Extension	--	--	3	--	--	3
8	Agriculture Marketing	--	--	10	--	--	10
9	Agriculture Meteorology	1	--	--	--	--	1
10	Agriculture Microbiology	--	--	--	--	--	--
11	Agriculture Sociology	--	--	--	--	--	--
12	Agriculture Statistics	--	--	--	--	--	--
13	Animal Nutrition	--	--	--	1	--	1
14	Animal Pathology	--	--	--	--	--	--
15	Co-operation	--	--	--	--	--	--
16	Dairying	--	--	--	--	--	--
17	Fishery	2	--	2	--	--	4
18	Forestry	--	88	--	--	--	88
19	Horticulture	6	55	7	1	--	69
20	Land Development	--	--	4	--	--	4
21	Mycology & Plant Pathology	--	12	--	--	--	12
22	Plant Pathology	14	--	2	--	--	16
23	Plant Breeding & Genetics	1	--	2	--	--	3
24	Plant Physiology	19	--	--	1	--	20
25	Poultry Farming	--	--	--	--	--	--
26	Soil Science	5	--	--	1	--	6
27	Veterinary Science & Animal Husbandry	3	--	3	--	--	6
28	Warehousing	--	--	--	--	--	--
29	Water Conservation	--	--	--	--	--	--
30	Other Agricultural Subjects	2	1	853	--	143	999
	<b>Total</b>	122	160	1138	5	146	1571

Source: Employment Exchanges in the country & Employment News, 2018-19

TABLE-3A

**Vacancies for Agricultural Scientists (Graduate & above)  
under various sectors by pay levels during 2018-19**

Sl. No.	Branches of Agriculture	Pay level 10 & above					
		Central Govt.	State Govt.	Quasi Govt.	Local Bodies	Private	Total
(1)	(2)	(3)	(4)	(5)	(6)	(7)	(8)
1	Agronomy	11	10	5	--	--	26
2	Agriculture Bacteriology	--	--	1	--	--	1
3	Agriculture Botany	2	37	2	--	--	41
4	Agriculture Chemistry	2	--	--	--	--	2
5	Agriculture Economics	8	4	2	--	--	14
6	Entomology	--	8	--	--	--	8
7	Agriculture Extension	7	4	--	--	--	11
8	Agriculture Marketing	5	--	--	--	--	5
9	Agriculture Meteorology	--	--	--	1	--	1
10	Agriculture Microbiology	--	3	--	--	--	3
11	Agriculture Sociology	--	--	--	--	--	--
12	Agriculture Statistics	3	3	--	--	--	6
13	Animal Nutrition	--	--	1	--	--	1
14	Animal Pathology	2	--	--	1	--	3
15	Co-operation	--	--	--	--	--	--
16	Dairying	1	1	--	--	--	2
17	Fishery	3	13	--	--	--	16
18	Forestry	--	2	17	--	--	19
19	Horticulture	2	11	1	--	--	14
20	Land Development	--	--	4	--	--	4
21	Mycology & Plant Pathology	3	12	--	--	--	15
22	Plant Pathology	5	6	--	--	--	11
23	Plant Breeding & Genetics	1	3	4	--	--	8
24	Plant Physiology	--	1	--	--	--	1
25	Poultry Farming	--	--	--	--	--	--
26	Soil Science	--	7	5	1	1	14
27	Veterinary Science & Animal Husbandry	17	1	8	--	--	26
28	Warehousing	--	--	--	--	--	--
29	Water Conservation	--	--	2	--	--	2
30	Other Agricultural Subjects	2	10	1	1	--	14
	<b>Total</b>	<b>74</b>	<b>136</b>	<b>53</b>	<b>4</b>	<b>1</b>	<b>268</b>

Source: Employment Exchanges in the country & Employment News, 2018-19

TABLE-3B

**Vacancies for Agricultural Scientists (Graduate & above) according to  
Work- experience during 2018-19**

Sl. No.	Branches of Agriculture	Vacancies for Agricultural Scientists		
		With Experience	Without Experience	Total
(1)	(2)	(3)	(4)	(5)
1	Agronomy	40	305	345
2	Agriculture Bacteriology	1	1	2
3	Agriculture Botany	747	77	824
4	Agriculture Chemistry	8	2	10
5	Agriculture Economics	39	9	48
6	Entomology	58	4	62
7	Agriculture Extension	11	3	14
8	Agriculture Marketing	53	110	163
9	Agriculture Meteorology	1	2	3
10	Agriculture Microbiology	3	--	3
11	Agriculture Sociology	--	--	--
12	Agriculture Statistics	5	1	6
13	Animal Nutrition	2	1	3
14	Animal Pathology	4	--	4
15	Co-operation	--	--	--
16	Dairying	--	3	3
17	Fishery	6	14	20
18	Forestry	90	17	107
19	Horticulture	352	42	394
20	Land Development	2	6	8
21	Mycology & Plant Pathology	5	24	29
22	Plant Pathology	147	2	149
23	Plant Breeding & Genetics	8	22	30
24	Plant Physiology	3	18	21
25	Poultry Farming	--	--	--
26	Soil Science	20	4	24
27	Veterinary Science & Animal Husbandry	26	10	36
28	Warehousing	--	--	--
29	Water Conservation	--	2	2
30	Other Agricultural Subjects	16	1001	1017
	<b>Total</b>	<b>1647</b>	<b>1680</b>	<b>3327</b>

Source: Employment Exchanges in the country & Employment News, 2018-19

**TABLE-3C**  
**State-wise and sector-wise vacancies for Agricultural Scientists (Graduate & above) 2018-19**

Sl. No.	States/UTs	Central Govt.	State Govt.	Quasi Govt.	Local Bodies	Private	Total	% to Total
(1)	(2)	(3)	(4)	(5)	(6)	(7)	(8)	(9)
1	Andaman & Nicobar	2	--	1	--	--	3	0.09%
2	Andhra Pradesh	--	--	1	--	--	1	0.03%
3	Arunachal Pradesh	--	--	--	--	--	--	--
4	Assam	--	--	--	--	--	--	--
5	Bihar	3	50	1	--	--	54	1.62%
6	Chandigarh	--	--	--	--	--	--	--
7	Chhattisgarh	--	--	1	--	--	1	0.03%
8	Dadra & Nagar Haveli	--	--	--	--	--	--	--
9	Daman & Diu	--	--	--	--	--	--	--
10	Delhi	58	7	487	1	--	553	16.62%
11	Goa	--	--	--	--	--	--	--
12	Gujarat	--	--	--	--	--	--	--
13	Haryana	190	2	3	1	--	196	5.89%
14	Himachal Pradesh	--	32	--	--	--	32	0.96%
15	Jammu & Kashmir	1	--	3	--	--	4	0.12%
16	Jharkhand	1	5	4	1	3	14	0.42%
17	Karnataka	--	--	4	--	1	5	0.15%
18	Kerala	1	3	1	--	--	5	0.15%
19	Lakshadweep	--	--	--	--	--	--	--
20	Madhya Pradesh	8	1	4	1	--	14	0.42%
21	Maharashtra	1	55	16	2	143	217	6.52%
22	Manipur	--	--	--	--	--	--	--
23	Meghalaya	2	--	--	--	--	2	0.06%
24	Mizoram	--	417	--	--	--	417	12.53%
25	Nagaland	1	--	2	--	--	3	0.09%
26	Odisha	--	--	1	--	--	1	0.03%
27	Puducherry	--	--	--	--	--	--	--
28	Punjab	7	--	--	--	--	7	0.21%
29	Rajasthan	1	1	1	--	--	3	0.09%
30	Sikkim	--	--	--	--	--	--	--
31	Tamil Nadu	2	24	8	2	--	36	1.08%
32	Telangana	12	--	4	--	--	16	0.48%
33	Tripura	--	--	--	--	--	--	--
34	Uttar Pradesh	10	62	7	6	--	85	2.55%
35	Uttarakhand	--	--	26	--	--	26	0.78%
36	West Bengal	8	1	6	--	--	15	0.45%
37	*State-wise Breakup not available	44	--	1573	--	--	1617	48.60%
	<b>Total</b>	<b>352</b>	<b>660</b>	<b>2154</b>	<b>14</b>	<b>147</b>	<b>3327</b>	

\*Relates to vacancies notified mostly by RRBs/some by UPSC etc. for which place of duty was not specified.

Source: Employment Exchanges in the country & Employment News, 2018-19

TABLE-4A

Vacancies for Medical Personnel (Graduate &amp; above) under various sectors by pay levels (2018-19)

Sl. No.	Branches of Medicine	Pay level 1 to 5					
		Central Govt.	State Govt.	Quasi Govt.	Local Bodies	Private	Total
(1)	(2)	(3)	(4)	(5)	(6)	(7)	(8)
1	Allopathic Medicine (MBBS)	1	6	113	--	--	120
2	Anaesthesia	--	--	33	--	--	33
3	Anatomy	--	--	--	--	--	--
4	Ayurveda	--	--	2	--	--	2
5	Cardiology	--	--	--	--	--	--
6	Clinical Pathology & Bacteriology	3	32	7	--	--	42
7	Dietetics	--	--	--	--	--	--
8	Dental Surgery	--	--	1	--	--	1
9	Dermatology	--	--	--	--	--	--
10	Forensic Medicine	--	--	--	--	--	--
11	General Surgery	--	--	--	--	--	--
12	Gynecology, Obstetrics	--	--	--	--	--	--
13	Homeopathy	--	--	--	--	--	--
14	Laryngology & Otolaryngology	--	--	--	--	--	--
15	Malariology & Communicable Diseases	--	--	--	--	--	--
16	Maternity, Child Welfare and Health	--	--	--	--	--	--
17	Medical, Bio-Chemistry	--	--	2	--	--	2
18	Medical Radiology and Electrology	2	3	26	--	--	31
19	Microbiology	4	--	2	--	--	6
20	Nursing	1	1	420	--	--	422
21	Occupational Therapy	--	--	1	--	--	1
22	Ophthalmic Medicine & Surgery	--	2	1	--	--	3
23	Orthopaedic Surgery	--	--	2	1	--	3
24	Paediatrics	1	--	304	--	--	305
25	Pharmacy	57	15	106	--	--	178
26	Pharmacology, Medical	64	--	--	--	--	64
27	Physiology	--	--	--	--	--	--
28	Physiotherapy	--	--	1	--	--	1
29	Preventive & Social Medicine (Industrial Health)	--	--	--	--	--	--
30	Psychiatry	--	--	--	--	--	--
31	Psychology, Medical	--	--	--	--	--	--
32	Public Health	--	--	--	--	--	--
33	Sanitary Science	--	--	--	--	--	--
34	Tubercular Diseases	--	--	--	--	--	--
35	Tropical Medicine	--	--	--	--	--	--
36	Unani	--	--	--	--	--	--
37	Venereology	--	--	--	--	--	--
38	Medical Specialists & Unspecified Others(MD/Ph. D/MS)	27	1	26	--	88	142
	<b>Total</b>	<b>160</b>	<b>60</b>	<b>1047</b>	<b>1</b>	<b>88</b>	<b>1356</b>

Source: Employment Exchanges in the country &amp; Employment News, 2018-19Contd...

TABLE-4A

Vacancies for Medical Personnel (Graduate &amp; above) under various sectors by pay levels (2018-19)

Sl. No.	Branches of Medicine	Pay level 6 to 9					
		Central Govt.	State Govt.	Quasi Govt.	Local Bodies	Private	Total
(1)	(2)	(3)	(4)	(5)	(6)	(7)	(8)
1	Allopathic Medicine (MBBS)	110	12	100	15	2	239
2	Anaesthesia	33	202	3387	--	--	3622
3	Anatomy	--	--	--	--	--	--
4	Ayurveda	--	--	--	--	--	--
5	Cardiology	--	--	9	3	--	12
6	Clinical Pathology & Bacteriology	11	--	19	--	--	30
7	Dietetics	1	--	3	--	--	4
8	Dental Surgery	2	--	11	--	--	13
9	Dermatology	--	--	7	--	--	7
10	Forensic Medicine	1	--	--	--	--	1
11	General Surgery	--	--	1	--	--	1
12	Gynecology, Obstetrics	--	--	6	--	--	6
13	Homeopathy	--	--	3	--	--	3
14	Laryngology & Otolaryngology	--	--	--	--	--	--
15	Malariology & Communicable Diseases	1	--	2	--	--	3
16	Maternity, Child Welfare and Health	--	--	1	--	--	1
17	Medical, Bio-Chemistry	3	--	28	--	--	31
18	Medical Radiology and Electrology	7	--	39	74	--	120
19	Microbiology	1	--	2	--	--	3
20	Nursing	326	162	1189	--	--	1677
21	Occupational Therapy	20	--	1	--	--	21
22	Ophthalmic Medicine & Surgery	147	--	9	--	--	156
23	Orthopaedic Surgery	2	--	8	--	--	10
24	Paediatrics	--	--	5	--	--	5
25	Pharmacy	6	11	18	--	--	35
26	Pharmacology, Medical	24	7	10	--	--	41
27	Physiology	--	--	--	--	--	--
28	Physiotherapy	35	--	28	1	--	64
29	Preventive & Social Medicine (Industrial Health)	1	--	--	--	--	1
30	Psychiatry	--	--	--	--	--	--
31	Psychology, Medical	--	--	--	--	--	--
32	Public Health	--	1	--	1	--	2
33	Sanitary Science	1	--	--	--	--	1
34	Tubercular Diseases	--	--	4	--	--	4
35	Tropical Medicine	--	--	--	--	--	--
36	Unani	--	--	--	--	--	--
37	Venereology	--	--	--	--	--	--
38	Medical Specialists & Unspecified Others(MD/Ph. D/MS)	33	47	44	10	--	134
	<b>Total</b>	<b>765</b>	<b>442</b>	<b>4934</b>	<b>104</b>	<b>2</b>	<b>6247</b>

Source: Employment Exchanges in the country &amp; Employment News, 2018-19

TABLE-4A

Vacancies for Medical Personnel (Graduate &amp; above) under various sectors by pay levels (2018-19)

Sl. No.	Branches of Medicine	Pay level 10 & above					
		Central Govt.	State Govt.	Quasi Govt.	Local Bodies	Private	Total
(1)	(2)	(3)	(4)	(5)	(6)	(7)	(8)
1	Allopathic Medicine (MBBS)	3592	25	252	809	--	4678
2	Anaesthesia	14	2	7	--	--	23
3	Anatomy	3	--	6	--	--	9
4	Ayurveda	2	544	--	--	--	546
5	Cardiology	18	8	--	--	--	26
6	Clinical Pathology & Bacteriology	2	2	4	--	--	8
7	Dietetics	--	--	--	--	--	--
8	Dental Surgery	6	2	1	--	--	9
9	Dermatology	4	--	3	--	--	7
10	Forensic Medicine	3	1	2	--	--	6
11	General Surgery	44	--	3	--	--	47
12	Gynecology, Obstetrics	12	2	4	--	--	18
13	Homeopathy	18	--	--	--	--	18
14	Laryngology & Otolaryngology	1	--	1	--	--	2
15	Malariology & Communicable Diseases	--	--	--	--	--	--
16	Maternity, Child Welfare and Health	--	--	--	--	--	--
17	Medical, Bio-Chemistry	75	1	12	--	--	88
18	Medical Radiology and Electrology	23	2	7	--	--	32
19	Microbiology	16	9	2	9	--	36
20	Nursing	13	--	2	--	--	15
21	Occupational Therapy	1	--	1	--	--	2
22	Ophthalmic Medicine & Surgery	8	2	3	--	--	13
23	Orthopaedic Surgery	4	1	3	--	--	8
24	Paediatrics	32	5	1	--	--	38
25	Pharmacy	40	--	1	--	--	41
26	Pharmacology, Medical	34	22	--	--	--	56
27	Physiology	17	--	6	--	--	23
28	Physiotherapy	1	1	1	--	--	3
29	Preventive & Social Medicine (Industrial Health)	--	1	1	--	--	2
30	Psychiatry	3	--	7	1	--	11
31	Psychology, Medical	1	--	1	--	--	2
32	Public Health	8	1	--	--	--	9
33	Sanitary Science	1	--	--	--	--	1
34	Tubercular Diseases	1	--	--	--	--	1
35	Tropical Medicine	--	--	--	--	--	--
36	Unani	31	17	8	--	--	56
37	Venereology	--	--	--	--	--	--
38	Medical Specialists & Unspecified Others(MD/Ph.D/MS)	260	327	928	44	--	1559
	<b>Total</b>	<b>4288</b>	<b>975</b>	<b>1267</b>	<b>863</b>	<b>--</b>	<b>7393</b>

Source: Employment Exchanges in the country &amp; Employment News, 2018-19

**TABLE-4B****Vacancies for Medical Personnel (Graduate & above) according to work experience (2018-19)**

Sl. No.	Branches of Medicine	Vacancies for Medical Personnel		
		With Experience	Without Experience	Total
(1)	(2)	(3)	(4)	(5)
1	Allopathic Medicine (MBBS)	4095	942	5037
2	Anaesthesia	3678	--	3678
3	Anatomy	9	--	9
4	Ayurveda	547	1	548
5	Cardiology	32	6	38
6	Clinical Pathology & Bacteriology	42	38	80
7	Dietetics	3	1	4
8	Dental Surgery	17	6	23
9	Dermatology	14	--	14
10	Forensic Medicine	6	1	7
11	General Surgery	31	17	48
12	Gynecology, Obstetrics	24	--	24
13	Homeopathy	4	17	21
14	Laryngology & Otolaryngology	1	1	2
15	Malariology & Communicable Diseases	3	--	3
16	Maternity, Child Welfare and Health	1	--	1
17	Medical, Bio-Chemistry	48	73	121
18	Medical Radiology and Electrology	107	76	183
19	Microbiology	29	16	45
20	Nursing	2018	96	2114
21	Occupational Therapy	22	2	24
22	Ophthalmic Medicine & Surgery	23	149	172
23	Orthopaedic Surgery	21	--	21
24	Paediatrics	346	2	348
25	Pharmacy	152	102	254
26	Pharmacology, Medical	21	140	161
27	Physiology	23	--	23
28	Physiotherapy	64	4	68
29	Preventive & Social Medicine (Industrial Health)	2	1	3
30	Psychiatry	11	--	11
31	Psychology, Medical	2	--	2
32	Public Health	9	2	11
33	Sanitary Science	--	2	2
34	Tubercular Diseases	5	--	5
35	Tropical Medicine	--	--	--
36	Unani	38	18	56
37	Venereology	--	--	--
38	Medical Specialists & Unspecified Others(MD/Ph. D/MS)	1627	208	1835
	<b>Total</b>	<b>13075</b>	<b>1921</b>	<b>14996</b>

Source: Employment Exchanges in the country &amp; Employment News, 2018-19



TABLE-4C

## State-wise and sector-wise vacancies for Medical Personnel (Graduate &amp; above) during 2018-19

Sl. No.	States/UTs	Central Govt.	State Govt.	Quasi Govt.	Local Bodies	Private	Total	% to Total
(1)	(2)	(3)	(4)	(5)	(6)	(7)	(8)	(9)
1	Andaman & Nicobar	--	--	--	--	--	--	--
2	Andhra Pradesh	97	1	5	--	--	103	0.69%
3	Arunachal Pradesh	1	--	--	--	--	1	0.01%
4	Assam	29	--	32	--	--	61	0.41%
5	Bihar	13	--	549	--	--	562	3.75%
6	Chandigarh	352	1	1	78	--	432	2.88%
7	Chhattisgarh	32	--	388	--	--	420	2.80%
8	Dadra & Nagar Haveli	--	--	--	--	--	--	--
9	Daman & Diu	--	--	--	--	--	--	--
10	Delhi	1474	138	188	51	--	1851	12.34%
11	Goa	--	1	1	--	--	2	0.01%
12	Gujarat	--	--	102	--	88	190	1.27%
13	Haryana	13	2	25	--	--	40	0.27%
14	Himachal Pradesh	--	191	18	--	--	209	1.39%
15	Jammu & Kashmir	--	--	14	--	--	14	0.09%
16	Jharkhand	2	--	37	--	--	39	0.26%
17	Karnataka	13	205	62	--	2	282	1.88%
18	Kerala	--	6	31	--	--	37	0.25%
19	Lakshadweep	--	--	--	--	--	--	--
20	Madhya Pradesh	44	2	768	14	--	828	5.52%
21	Maharashtra	53	7	599	814	--	1473	9.82%
22	Manipur	--	--	--	--	--	--	--
23	Meghalaya	6	2	1	2	--	11	0.07%
24	Mizoram	--	71	--	--	--	71	0.47%
25	Nagaland	--	--	--	--	--	--	--
26	Odisha	20	4	180	3	--	207	1.38%
27	Puducherry	95	--	61	--	--	156	1.04%
28	Punjab	23	144	20	--	--	187	1.25%
29	Rajasthan	74	1	918	--	--	993	6.62%
30	Sikkim	--	--	--	--	--	--	--
31	Tamil Nadu	67	41	65	1	--	174	1.16%
32	Telangana	11	2	5	--	--	18	0.12%
33	Tripura	--	--	--	--	--	--	--
34	Uttar Pradesh	2409	580	1001	--	--	3990	26.61%
35	Uttarakhand	228	60	713	3	--	1004	6.70%
36	West Bengal	8	18	21	2	--	49	0.33%
37	*State-wise Breakup not available	149	--	1443	--	--	1592	10.62%
	<b>Total</b>	<b>5213</b>	<b>1477</b>	<b>7248</b>	<b>968</b>	<b>90</b>	<b>14996</b>	

\*Relates to vacancies notified mostly by RRBs/some by UPSC etc. for which place of duty was not specified.

Source: Employment Exchanges in the country & Employment News, 2018-19 .

TABLE-5A

**Vacancies for Natural Scientists (Graduate & above) under various sectors  
by pay levels during 2018-19**

Sl. No.	Branches of Natural Science	Pay level 1 to 5					
		Central Govt.	State Govt.	Quasi Govt.	Local Bodies	Private	Total
(1)	(2)	(3)	(4)	(5)	(6)	(7)	(8)
1	Astronomy	--	--	--	--	--	--
2	Biology	1	--	3	--	--	4
3	Botany	--	--	12	--	--	12
4	Chemistry	7	--	25	--	2	34
5	Chemistry, Analytical	--	--	--	--	--	--
6	Chemistry, Bio-	2	--	4	--	--	6
7	Chemistry, Industrial	--	--	--	--	--	--
8	Chemistry, Inorganic	--	--	--	--	--	--
9	Geology	--	--	--	3	--	3
10	Geology, Applied	--	--	--	--	--	--
11	Geophysics	--	--	--	--	--	--
12	Meteorology	2	--	--	10	--	12
13	Microbiology	4	--	3	--	--	7
14	Oceanography	--	--	--	--	--	--
15	Physics	7	--	1	--	--	8
16	Physics, Applied	--	--	--	--	--	--
17	Physics, Bio-	1	--	--	2	--	3
18	Physics, Mathematical	3	--	--	1	--	4
19	Physics, Chemistry & Mathematics	286	88	197	--	--	571
20	Physics, Nuclear	--	--	--	--	--	--
21	Physiology	--	--	--	--	--	--
22	Spectroscopy	1	--	--	--	--	1
23	Zoology	--	--	4	--	--	4
24	Combination of Natural Science Subjects	1	--	10	18	--	29
	<b>Total</b>	<b>315</b>	<b>88</b>	<b>259</b>	<b>34</b>	<b>2</b>	<b>698</b>

Source: Employment Exchanges in the country & Employment News, 2018-19

TABLE-5A

**Vacancies for Natural Scientists (Graduate & above) under various sectors  
by pay levels during 2018-19**

Sl. No.	Branches of Natural Science	Pay level 6 to 9					
		Central Govt.	State Govt.	Quasi Govt.	Local Bodies	Private	Total
(1)	(2)	(3)	(4)	(5)	(6)	(7)	(8)
1	Astronomy	--	--	--	--	--	--
2	Biology	21	1	33	--	--	55
3	Botany	8	--	4	2	--	14
4	Chemistry	32	1	408	--	--	441
5	Chemistry, Analytical	--	--	29	--	--	29
6	Chemistry, Bio-	21	--	17	--	--	38
7	Chemistry, Industrial	--	--	--	--	--	--
8	Chemistry, Inorganic	--	--	--	--	--	--
9	Geology	128	--	17	--	--	145
10	Geology, Applied	--	--	--	--	--	--
11	Geophysics	1	--	--	--	--	1
12	Meteorology	2	--	--	--	--	2
13	Microbiology (Science)	13	--	3	--	1	17
14	Oceanography	4	--	--	--	--	4
15	Physics	42	--	362	3	--	407
16	Physics, Applied	--	--	1	--	--	1
17	Physics, Bio-	1	--	2	--	--	3
18	Physics, Mathematical	9	--	35	--	--	44
19	Physics, Chemistry & Mathematics	567	3	159	--	1	730
20	Physics, Nuclear	--	--	2	--	--	2
21	Physiology (Science)	1	--	--	--	--	1
22	Spectroscopy	--	--	--	--	--	--
23	Zoology	8	--	2	--	--	10
24	Combination of Natural Science Subjects	10	--	10	4	--	25
	<b>Total</b>	<b>868</b>	<b>5</b>	<b>1084</b>	<b>9</b>	<b>2</b>	<b>1968</b>

Source: Employment Exchanges in the country & Employment News, 2018-19

TABLE- 5A

**Vacancies for Natural Scientists (Graduate & above) under various sectors  
by pay levels during 2018-19**

Sl. No.	Branches of Natural Science	Pay level 10 & above					
		Central Govt.	State Govt.	Quasi Govt.	Local Bodies	Private	Total
(1)	(2)	(3)	(4)	(5)	(6)	(7)	(8)
1	Astronomy	1	2	--	--	--	3
2	Biology	41	1	15	2	--	59
3	Botany	7	4	14	8	--	33
4	Chemistry	57	1	14	--	--	72
5	Chemistry, Analytical	1	2	--	--	--	3
6	Chemistry, Bio-	8	1	2	--	--	11
7	Chemistry, Industrial	2	--	--	--	--	2
8	Chemistry, Inorganic	--	--	6	--	--	6
9	Geology	9	5	--	--	--	14
10	Geology, Applied	--	--	--	--	--	--
11	Geophysics	3	7	--	--	--	10
12	Meteorology	51	--	--	--	--	51
13	Microbiology	11	--	1	--	--	12
14	Oceanography	13	1	--	--	--	14
15	Physics	30	6	4	9	--	49
16	Physics, Applied	2	2	--	--	--	4
17	Physics, Bio-	--	--	--	--	--	--
18	Physics, Mathematical	3	--	1	--	--	4
19	Physics, Chemistry & Mathematics	5	9	5	2	--	21
20	Physics, Nuclear	--	1	--	--	--	1
21	Physiology	--	--	--	--	--	--
22	Spectroscopy	--	--	--	--	--	--
23	Zoology	--	5	6	--	--	11
24	Combination of Natural Science Subjects	7	1	14	--	--	22
	<b>Total</b>	<b>251</b>	<b>48</b>	<b>82</b>	<b>21</b>	<b>--</b>	<b>402</b>

Source: Employment Exchanges in the country & Employment News, 2018-19

TABLE-5B

**Vacancies for Natural Scientists (Graduate & above) according to work-experience during 2018-19**

Sl. No.	Branches of Social Science	Vacancies for Natural Scientists		
		With Experience	Without Experience	Total
(1)	(2)	(3)	(4)	(5)
1	Astronomy	3	--	3
2	Biology	81	37	118
3	Botany	27	32	59
4	Chemistry	421	126	547
5	Chemistry, Analytical	32	--	32
6	Chemistry, Bio-	44	11	55
7	Chemistry, Industrial	1	1	2
8	Chemistry, Inorganic	6	--	6
9	Geology	29	133	162
10	Geology, Applied	--	--	--
11	Geophysics	11	--	11
12	Meteorology	53	12	65
13	Microbiology	31	5	36
14	Oceanography	17	1	18
15	Physics	398	66	464
16	Physics, Applied	4	1	5
17	Physics, Bio-	3	3	6
18	Physics, Mathematical	49	3	52
19	Physics, Chemistry & Mathematics	470	852	1322
20	Physics, Nuclear	--	3	3
21	Physiology	1	--	1
22	Spectroscopy	--	1	1
23	Zoology	6	19	25
24	Combination of Natural Science Subjects	44	31	75
	<b>Total</b>	<b>1731</b>	<b>1337</b>	<b>3068</b>

Source: Employment Exchanges in the country & Employment News, 2018-19

**TABLE- 5C**  
**State-wise and sector-wise vacancies for Natural Scientists (Graduate & above) during 2018-19**

Sl. No.	States/UTs	Central Govt.	State Govt.	Quasi Govt.	Local Bodies	Private	Total	% to Total
(1)	(2)	(3)	(4)	(5)	(6)	(7)	(8)	(9)
1	Andaman & Nicobar	--	--	--	--	--	--	--
2	Andhra Pradesh	23	--	--	--	--	23	0.75%
3	Arunachal Pradesh	--	--	1	--	--	1	0.03%
4	Assam	--	--	--	11	--	11	0.36%
5	Bihar	2	5	--	--	--	7	0.23%
6	Chandigarh	--	--	13	--	--	13	0.42%
7	Chhattisgarh	--	--	--	--	--	--	--
8	Dadra & Nagar Haveli	--	--	--	--	--	--	--
9	Daman & Diu	--	--	--	--	--	--	--
10	Delhi	199	8	405	18	--	630	20.53%
11	Goa	--	--	10	5	--	15	0.49%
12	Gujarat	8	--	55	2	--	65	2.12%
13	Haryana	31	1	5	--	--	37	1.21%
14	Himachal Pradesh	--	--	3	--	3	6	0.20%
15	Jammu & Kashmir	--	--	4	--	--	4	0.13%
16	Jharkhand	--	--	7	--	--	7	0.23%
17	Karnataka	1	--	95	1	--	97	3.16%
18	Kerala	1	--	13	--	--	14	0.46%
19	Lakshadweep	--	--	--	--	--	--	--
20	Madhya Pradesh	16	--	9	--	--	25	0.81%
21	Maharashtra	129	9	84	11	1	234	7.63%
22	Manipur	--	--	--	15	--	15	0.49%
23	Meghalaya	--	--	17	--	--	17	0.55%
24	Mizoram	--	91	--	--	--	91	2.97%
25	Nagaland	--	--	1	--	--	1	0.03%
26	Odisha	3	15	3	--	--	21	0.68%
27	Puducherry	--	--	8	--	--	8	0.26%
28	Punjab	4	7	1	1	--	13	0.42%
29	Rajasthan	3	--	3	--	--	6	0.20%
30	Sikkim	--	--	--	--	--	--	--
31	Tamil Nadu	5	1	17	--	--	23	0.75%
32	Telangana	23	--	8	--	--	31	1.01%
33	Tripura	--	--	--	--	--	--	--
34	Uttar Pradesh	277	1	142	--	--	420	13.69%
35	Uttarakhand	14	2	52	--	--	68	2.22%
36	West Bengal	4	1	3	--	--	8	0.26%
37	*State-wise Breakup not available	691	--	466	--	--	1157	37.71%
	<b>Grand Total</b>	<b>1434</b>	<b>141</b>	<b>1425</b>	<b>64</b>	<b>4</b>	<b>3068</b>	

\*Relates to vacancies notified mostly by RRBs/some by UPSC etc. for which place of duty was not specified.

Source: Employment Exchanges in the country & Employment News, 2018-19

TABLE- 6A

**Vacancies for Social Scientists including education/ teaching (Graduate & above) under various Sectors by pay levels during 2018-19**

Sl. No.	Branches of Social Science	Pay level 1 to 5					
		Central Govt.	State Govt.	Quasi Govt.	Local Bodies	Private	Total
(1)	(2)	(3)	(4)	(5)	(6)	(7)	(8)
1	Accountancy	28	6	8	--	2	45
2	Accountancy, Chartered	14	3	193	--	20	230
3	Accountancy, Cost & Works	50	--	7	--	--	61
4	Accountancy, Management	--	1	379	--	--	380
5	Actuary	--	--	--	--	--	--
6	Anthropology	--	--	--	--	--	--
7	Archaeology	1	--	--	--	--	1
8	Archives	--	--	1	--	--	1
9	Economics	--	--	3	--	--	3
10	Education/Teaching	24	70	5	--	93	200
11	English	2	2	7	--	--	11
12	Geography	--	--	1	--	--	1
13	Hindi	11	--	60	--	1	72
14	History	--	--	2	--	--	2
15	Labour/Social Welfare	--	3	1	--	--	4
16	Home, Domestic Science/ Economics	3	--	--	--	--	3
17	Language	--	--	--	--	--	--
18	Law	37	155	11	--	--	204
19	Literature	--	--	3	--	--	3
20	Mathematics	--	--	20	--	--	20
21	Mathematics, Applied	--	1	1	--	--	2
22	Philosophy	1	--	5	--	2	8
23	Political Science	--	--	--	--	--	--
24	Psychology	--	--	10	--	--	10
25	Rural Science	--	--	--	--	--	--
26	Sociology/Social Work/Social Science	--	17	7	--	--	25
27	Statistics	--	1	--	--	--	1
28	Statistics, Mathematical	--	--	1	--	--	1
29	Statistics/Mathematics/Economics	--	--	--	--	--	--
30	Other Social Science Subjects	--	2	25	--	--	34
	<b>Total</b>	<b>171</b>	<b>261</b>	<b>750</b>	<b>0</b>	<b>118</b>	<b>1300</b>

Source: Employment Exchanges in the country & Employment News, 2018-19

TABLE-6A

**Vacancies for Social Scientists including education/ teaching (Graduate & above) under various sectors by the pay levels during 2018-19**

Sl. No.	Branches of Social Science	Pay level 6 to 9					
		Central Govt.	State Govt.	Quasi Govt.	Local Bodies	Private	Total
(1)	(2)	(3)	(4)	(5)	(6)	(7)	(8)
1	Accountancy	12	479	2556	24	9	3080
2	Accountancy, Chartered	17	6	488	2	--	513
3	Accountancy, Cost & Works	17	25	96	10	--	148
4	Accountancy, Management	2	1405	56	4	--	1467
5	Actuary	--	--	--	--	--	--
6	Anthropology	2	4	12	--	--	18
7	Archaeology	1	1	--	--	--	2
8	Archives	1	--	--	--	--	1
9	Economics	30	--	38	4	--	72
10	Education/Teaching	8	205	7	2	--	222
11	English	14	40	91	5	--	150
12	Geography	1	1	28	2	--	32
13	Hindi	32	6	48	4	--	90
14	History	--	1	58	--	--	59
15	Labour/Social Welfare	3	--	110	--	--	113
16	Home, Domestic Science/ Economics	8	1	7	1	1	18
17	Language	1	8	30	1	--	40
18	Law	24	100	278	2	1	405
19	Literature	4	--	9	--	--	13
20	Mathematics	8	--	8	3	--	19
21	Mathematics, Applied	17	--	1	--	--	18
22	Philosophy	2	9	5	--	27	43
23	Political Science	--	--	--	--	--	--
24	Psychology	15	--	1	--	--	16
25	Rural Science	--	--	--	--	--	--
26	Sociology/Social Work/Social Science	35	137	49	3	1	225
27	Statistics	--	--	1	--	--	1
28	Statistics, Mathematical	2	--	1	--	--	3
29	Statistics/Mathematics/ Economics	11	--	--	--	--	11
30	Other Social Science Subjects	41	2	1	--	--	44
	<b>Total</b>	<b>308</b>	<b>2430</b>	<b>3979</b>	<b>67</b>	<b>39</b>	<b>6823</b>

Source: Employment Exchanges in the country & Employment News, 2018-19



TABLE- 6A

**Vacancies for Social Scientists including education/ teaching (Graduate & above) under various sectors by pay levels during 2018-19**

Sl. No.	Branches of Social Science	Pay level10 & above					
		Central Govt.	State Govt.	Quasi Govt.	Local Bodies	Private	Total
(1)	(2)	(3)	(4)	(5)	(6)	(7)	(8)
1	Accountancy	9	19	303	--	128	480
2	Accountancy, Chartered	29	14	231	--	2	276
3	Accountancy, Cost & Works	56	3	62	3	--	124
4	Accountancy, Management	--	6	25	--	3028	3059
5	Actuary	--	--	--	--	--	--
6	Anthropology	--	1	--	1	--	2
7	Archaeology	--	--	--	1	--	1
8	Archives	1	--	--	--	--	1
9	Economics	6	--	5	1	1	13
10	Education/Teaching	3	63	94	1	1	164
11	English	--	1	5	3	--	9
12	Geography	--	1	1	1	--	3
13	Hindi	17	4	6	--	--	27
14	History	3	2	1	--	--	6
15	Labour/Social Welfare	--	2	1	--	--	3
16	Home, Domestic Science/ Economics	--	2	2	1	--	5
17	Language	4	2	5	1	--	12
18	Law	122	174	391	55	--	742
19	Literature	2	2	7	--	--	11
20	Mathematics	2	1	3	--	--	6
21	Mathematics, Applied	--	9	--	--	--	9
22	Philosophy	3	--	37	3	--	43
23	Political Science	--	--	3	--	--	3
24	Psychology	--	1	10	1	--	12
25	Rural Science	--	1	--	--	--	1
26	Sociology/Social Work/Social Science	3	2	12	--	--	17
27	Statistics	4	2	2	--	--	8
28	Statistics, Mathematical	10	--	--	--	--	10
29	Statistics/Mathematics/Economics	--	1	--	--	--	1
30	Other Social Science Subjects	86	11	46	--	--	143
	<b>Total</b>	<b>360</b>	<b>324</b>	<b>1252</b>	<b>72</b>	<b>3160</b>	<b>5168</b>

Source: Employment Exchanges in the country & Employment News, 2018-19

**TABLE- 6B**

**Vacancies for Social Scientists including education / teaching (Graduate & above) according to work-experience during 2018-19**

Sl. No.	Branches of Social Science	Vacancies for Social Scientists		
		With Experience	Without Experience	Total
(1)	(2)	(3)	(4)	(5)
1	Accountancy	3406	177	3583
2	Accountancy, Chartered	739	280	1019
3	Accountancy, Cost & Works	258	71	329
4	Accountancy, Management	453	4453	4906
5	Actuary	--	--	--
6	Anthropology	17	3	20
7	Archaeology	1	3	4
8	Archives	3	--	3
9	Economics	22	66	88
10	Education/Teaching	182	394	576
11	English	41	129	170
12	Geography	7	29	36
13	Hindi	126	63	189
14	History	43	24	67
15	Labour/Social Welfare	83	37	120
16	Home, Domestic Science/ Economics	25	1	26
17	Language	21	31	52
18	Law	1068	282	1350
19	Literature	18	9	27
20	Mathematics	31	14	45
21	Mathematics, Applied	4	25	29
22	Philosophy	62	32	94
23	Political Science	3	--	3
24	Psychology	18	20	38
25	Rural Science	1	--	1
26	Sociology/Social Work/Social Science	231	35	266
27	Statistics	9	1	10
28	Statistics, Mathematical	14	--	14
29	Statistics/Mathematics/ Economics	11	1	12
30	Other Social Science Subjects	151	63	214
	<b>Total</b>	<b>7048</b>	<b>6243</b>	<b>13291</b>

Source: Employment Exchanges in the country & Employment News, 2018-19

**TABLE- 6C**  
**State-wise and sector-wise vacancies for Social Scientists (Graduate & above) during 2018-19**

Sl. No.	States/UTs	Central Govt.	State Govt.	Quasi Govt.	Local Bodies	Private	Total	% to Total
(1)	(2)	(3)	(4)	(5)	(6)	(7)	(8)	(9)
1	Andaman & Nicobar	1	--	--	--	--	1	0.01%
2	Andhra Pradesh	9	46	9	--	--	64	0.48%
3	Arunachal Pradesh	--	--	--	--	--	--	--
4	Assam	7	--	29	--	--	36	0.27%
5	Bihar	2	27	2	--	--	31	0.23%
6	Chandigarh	3	1	1	--	29	34	0.26%
7	Chhattisgarh	1	--	2	9	--	12	0.09%
8	Dadra & Nagar Haveli	1	--	--	--	--	1	0.01%
9	Daman & Diu	--	1	--	--	--	1	0.01%
10	Delhi	327	239	4072	91	4	4733	35.61%
11	Goa	1	3	7	--	--	11	0.08%
12	Gujarat	1	29	128	6	95	259	1.95%
13	Haryana	10	1	26	1	--	38	0.29%
14	Himachal Pradesh	--	655	20	--	9	684	5.15%
15	Jammu & Kashmir	--	13	3	--	--	16	0.12%
16	Jharkhand	14	5	9	1	--	29	0.22%
17	Karnataka	22	2	86	4	21	135	1.02%
18	Kerala	4	--	19	2	--	25	0.19%
19	Lakshadweep	--	--	--	--	--	--	--
20	Madhya Pradesh	42	185	4	2	--	233	1.75%
21	Maharashtra	154	1470	812	1	3158	5595	42.10%
22	Manipur	--	--	--	--	--	--	--
23	Meghalaya	--	1	8	1	--	10	0.08%
24	Mizoram	1	13	--	--	--	14	0.11%
25	Nagaland	1	1	--	--	--	2	0.02%
26	Odisha	6	20	14	--	--	40	0.30%
27	Puducherry	14	--	5	--	--	19	0.14%
28	Punjab	27	17	--	--	--	44	0.33%
29	Rajasthan	2	115	9	1	--	127	0.96%
30	Sikkim	--	--	--	--	--	--	--
31	Tamil Nadu	44	27	29	4	--	104	0.78%
32	Telangana	9	--	43	3	--	55	0.41%
33	Tripura	--	1	--	--	--	1	0.01%
34	Uttar Pradesh	41	138	134	6	1	320	2.41%
35	Uttarakhand	3	--	4	2	--	9	0.07%
36	West Bengal	32	5	88	5	--	130	0.98%
37	*State-wise Breakup not available	60	--	418	--	--	478	3.60%
	<b>Total</b>	<b>839</b>	<b>3015</b>	<b>5981</b>	<b>139</b>	<b>3317</b>	<b>13291</b>	

\*Relates to vacancies notified mostly by RRBs/some by UPSC etc. for which place of duty was not specified.

Source: Employment Exchanges in the country & Employment News, 2018-19 .

TABLE-7A

**Vacancies in Miscellaneous Disciplines (Graduate & above) under various sectors  
by pay levels during 2018-19**

Sl. No.	Type of Vacancies	Pay level 1 to 5					
		Central Govt.	State Govt.	Quasi Govt.	Local Bodies	Private	Total
(1)	(2)	(3)	(4)	(5)	(6)	(7)	(8)
1	Art, Fine	30	131	98	7	--	266
2	Art, Commercial	14	--	22	3	--	39
3	Banking	--	--	8873	--	--	8873
4	Catering	--	--	--	--	--	--
5	Cinematography	--	--	--	--	--	--
6	Company Secretaryship	--	--	--	--	--	--
7	Film Direction	--	--	--	--	--	--
8	Hotel Management	87	4	9	1	--	101
9	Industrial Management/ Business Management & Administration	5	--	199	9	3	216
10	Interior Decoration, Display & Designing	--	--	--	--	--	--
11	Insurance	--	--	--	--	--	--
12	Journalism	--	--	--	--	--	--
13	Library Science	3	4	11	4	--	22
14	Music, Instrumental	3	--	5	--	--	8
15	Music, Vocal	2	--	2	--	--	4
16	Museology	1	--	8	--	--	9
17	Nutrition/Applied Nutrition	4	7	1	--	--	12
18	Pass-Graduates in Science, Arts & Commerce suitable for Office work	2712	340	25470	54	78	28654
19	Physical Education	1	1	--	--	--	2
20	Public Administration	--	--	--	--	--	--
21	Research Methodology	3	1	--	--	--	4
22	Sculpture	--	--	--	--	--	--
23	Secretarial and Commercial Work & Practices	13	25	21	--	--	59
24	Stage Craft & Dramatics	1	--	--	--	--	1
25	Other Vacancies (Unspecified)	63	67	124	3	25025	25282
	<b>Total</b>	<b>2942</b>	<b>580</b>	<b>34843</b>	<b>81</b>	<b>25106</b>	<b>63552</b>

Source: Employment Exchanges in the country & Employment News, 2018-19

TABLE-7A

**Vacancies in Miscellaneous Disciplines (Graduate & above) under various sectors  
by pay levels during 2018-19**

Sl. No.	Type of Vacancies	Pay level 6 to 9					
		Central Govt.	State Govt.	Quasi Govt.	Local Bodies	Private	Total
(1)	(2)	(3)	(4)	(5)	(6)	(7)	(8)
1	Art, Fine	11	550	23	--	--	584
2	Art, Commercial	15	1	841	3	--	860
3	Banking	--	--	1648	--	--	1648
4	Catering	--	--	--	--	--	--
5	Cinematography	2	1	--	--	--	3
6	Company Secretaryship	2	2	18	--	--	22
7	Film Direction	--	--	--	--	--	--
8	Hotel Management	2	2	4	2	--	10
9	Industrial Management/ Business Management & Administration	48	21	719	1	76	865
10	Interior Decoration, Display & Designing	--	--	--	--	--	--
11	Insurance	--	--	1	--	--	1
12	Journalism	--	--	8	--	--	8
13	Library Science	43	5	76	1	--	125
14	Music, Instrumental	--	--	--	--	--	--
15	Music, Vocal	--	--	5300	--	--	5300
16	Museology	3	--	--	--	--	3
17	Nutrition/Applied Nutrition	8	1	1	--	--	10
18	Pass-Graduates in Science, Arts & Commerce suitable for Office work	1719	386	8946	62	4215	15328
19	Physical Education	21	1	14	1	--	37
20	Public Administration	--	1	6	2	--	9
21	Research Methodology	2	1	9	1	--	13
22	Sculpture	--	--	--	--	--	--
23	Secretarial and Commercial Work & Practices	45	77	10	--	--	132
24	Stage Craft & Dramatics	1	--	--	--	--	1
25	Other Vacancies (Unspecified)	283	1283	418	5	1870	3859
	<b>Total</b>	<b>2205</b>	<b>2332</b>	<b>18042</b>	<b>78</b>	<b>6161</b>	<b>28818</b>

Source: Employment Exchanges in the country & Employment News, 2018-19

TABLE-7A

**Vacancies in Miscellaneous Disciplines (Graduate & above) under various sectors by  
The pay levels during 2018-19**

Sl. No.	Type of Vacancies	Pay level 10 & above					
		Central Govt.	State Govt.	Quasi Govt.	Local Bodies	Private	Total
(1)	(2)	(3)	(4)	(5)	(6)	(7)	(8)
1	Art, Fine	1	25	40	--	--	66
2	Art, Commercial	--	--	46	1	--	47
3	Banking	--	--	--	--	--	--
4	Catering	--	--	--	--	--	--
5	Cinematography	--	--	1	--	--	1
6	Company Secretaryship	2	1	14	--	--	17
7	Film Direction	--	--	--	--	--	--
8	Hotel Management	2	1	1	--	--	5
9	Industrial Management/ Business Management & Administration	1078	37	236	9	471	1832
10	Interior Decoration, Display & Designing	--	--	--	--	--	--
11	Insurance	--	--	--	--	--	--
12	Journalism	4	--	1	--	--	5
13	Library Science	7	4	15	4	--	30
14	Music, Instrumental	--	--	1	--	--	1
15	Music, Vocal	--	--	--	--	--	--
16	Museology	--	--	--	--	--	--
17	Nutrition/Applied Nutrition	--	--	--	--	--	--
18	Graduates in Science, Arts & Commerce suitable for office work	996	479	500	831	47845	50651
19	Physical Education	12	--	9	1	--	22
20	Public Administration	2	3	2	--	--	7
21	Research Methodology	--	19	6	--	--	25
22	Sculpture	3	4	--	--	6	13
23	Secretarial and Commercial Work & Practices	--	--	1	--	--	1
24	Stage Craft & Dramatics	--	--	--	--	--	--
25	Other Vacancies (Unspecified)	52	27	29	--	36682	36790
	<b>Total</b>	<b>2159</b>	<b>600</b>	<b>902</b>	<b>846</b>	<b>85004</b>	<b>89511</b>

Source: Employment Exchanges in the country & Employment News, 2018-19

**TABLE- 7B**

**Vacancies in Miscellaneous Disciplines (Graduate & above) according to  
work-experience during 2018-19**

Sl. No.	Type of Vacancies	Vacancies for Graduates during		
		With Experience	Without Experience	Total
(1)	(2)	(3)	(4)	(5)
1	Art, Fine	137	779	916
2	Art, Commercial	106	840	946
3	Banking	1651	8870	10521
4	Catering	--	--	--
5	Cinematography	1	3	4
6	Company Secretaryship	34	5	39
7	Film Direction	--	--	--
8	Hotel Management	115	--	115
9	Industrial Management/ Business Management & Administration	1100	1812	2912
10	Interior Decoration, Display & Designing	--	--	--
11	Insurance	1	--	1
12	Journalism	13	--	13
13	Library Science	129	48	177
14	Music, Instrumental	6	3	9
15	Music, Vocal	5302	2	5304
16	Museology	12	--	12
17	Nutrition/Applied Nutrition	20	2	22
18	Pass-Graduates in Science, Arts & Commerce suitable for Office work	83459	11174	94633
19	Physical Education	31	30	61
20	Public Administration	8	8	16
21	Research Methodology	12	30	42
22	Sculpture	1	12	13
23	Secretarial and Commercial Work & Practices	100	92	192
24	Stage Craft & Dramatics	1	1	2
25	Other Vacancies (Unspecified)	316	65615	65931
	<b>Total</b>	<b>92555</b>	<b>89326</b>	<b>181881</b>

Source: Employment Exchanges in the country & Employment News, 2018-19

TABLE- 7C

## State-wise &amp; sector-wise vacancies in Miscellaneous Disciplines (Graduate &amp; above) during 2018-19

Sl. No.	Row Labels	Central Govt.	State Govt.	Quasi Govt.	Local Bodies	Private	Total	% to Total
(1)	(2)	(3)	(4)	(5)	(6)	(7)	(8)	(9)
1	Andaman & Nicobar	2	7	--	--	--	9	0.00%
2	Andhra Pradesh	19	1	65	2	--	87	0.05%
3	Arunachal Pradesh	2	1	6	--	--	9	0.00%
4	Assam	52	--	12	1	2	67	0.04%
5	Bihar	84	5	10	--	--	99	0.05%
6	Chandigarh	255	9	12	6	199	481	0.26%
7	Chhattisgarh	61	25	3	2	--	91	0.05%
8	Dadra & Nagar Haveli	--	2	3	--	--	5	0.00%
9	Daman & Diu	--	3	--	--	--	3	0.00%
10	Delhi	3717	253	7187	86	5	11248	6.18%
11	Goa	3	2	91	2	--	98	0.05%
12	Gujarat	143	242	159	3	4773	5320	2.92%
13	Haryana	40	39	40	24	2448	2591	1.42%
14	Himachal Pradesh	1	232	19	--	237	489	0.27%
15	Jammu & Kashmir	24	11	12	--	--	47	0.03%
16	Jharkhand	--	48	51	--	--	99	0.05%
17	Karnataka	150	68	526	11	5	760	0.42%
18	Kerala	6	14	37	3	2	62	0.03%
19	Lakshdeep	--	2	--	--	--	2	0.00%
20	Madhya Pradesh	125	53	161	20	--	359	0.20%
21	Maharashtra	1507	137	3964	808	108228	114644	63.03%
22	Manipur	1	161	161	6	--	329	0.18%
23	Meghalaya	6	2	9	3	--	20	0.01%
24	Mizoram	1	520	--	--	--	521	0.29%
25	Nagaland	--	62	--	--	--	62	0.03%
26	Odisha	1	40	68	--	--	109	0.06%
27	Puducherry	470	77	74	--	335	956	0.53%
28	Punjab	178	17	11	--	--	206	0.11%
29	Rajasthan	80	19	206	11	13	329	0.18%
30	Sikkim	--	2	--	--	--	2	0.00%
31	Tamil Nadu	68	229	474	4	24	799	0.44%
32	Telangana	17	44	61	4	--	126	0.07%
33	Tripura	--	2	1	--	--	3	0.00%
34	Uttar Pradesh	49	1135	316	3	--	1503	0.83%
35	Uttarakhand	26	4	80	--	--	110	0.06%
36	West Bengal	28	44	265	6	--	343	0.19%
37	*State-wise Breakup not available	190	--	39703	--	--	39893	21.93%
	<b>Total</b>	<b>7306</b>	<b>3512</b>	<b>53787</b>	<b>1005</b>	<b>116271</b>	<b>181881</b>	

\*Relates to vacancies notified mostly by RRBs/some by UPSC etc. for which place of duty was not specified.

Source: Employment Exchanges in the country & Employment News, 2018-19 .



TABLE-8A

Distribution of vacancies for (Graduates &amp; above) by branches of study &amp; sectors of establishments during 2018-19

Sl. No.	Branches of Study	Central Govt.	%	State Govt.	%	Quasi Govt.	%	Local Bodies		Private		Total	
(1)	(2)	(3)	(4)	(5)	(6)	(7)	(8)	(9)	(10)	(11)	(12)	(13)	(14)
1	Engineering	15586	50.49%	1816	16.99%	4413	5.87%	288	11.32%	2360	1.93%	24463	10.13%
2	Technology	138	0.45%	65	0.61%	166	0.22%	66	2.59%	22	0.02%	457	0.19%
3	Agriculture	352	1.14%	660	6.18%	2154	2.87%	14	0.55%	147	0.12%	3327	1.38%
4	Medicine	5213	16.89%	1477	13.82%	7248	9.64%	968	38.05%	90	0.07%	14996	6.21%
5	Natural Science	1434	4.65%	141	1.32%	1425	1.90%	64	2.52%	4	0.00%	3068	1.27%
6	Social Science including Education/ Teaching	839	2.72%	3015	28.21%	5981	7.96%	139	5.46%	3317	2.71%	13291	5.50%
7	Misc. Disciplines	7306	23.67%	3512	32.87%	53787	71.55%	1005	39.50%	116271	95.14%	181881	75.32%
	<b>Total</b>	<b>30868</b>		<b>10686</b>		<b>75174</b>		<b>2544</b>		<b>122211</b>		<b>241483</b>	

**Table-8B**

**Distribution of vacancies for (Graduates & above) according to grade pay levels during the year 2018-19**

Sl. No.	Branches of Study	Pay Level 1 to 5		Pay Level 6 to 9		Pay Level 10 and above		Total of col. 3,5 & 7	% age of respective branch of the study to the total no. of vacancies
(1)	(2)	(3)	(4)	(5)	(6)	(7)	(8)	(9)	(10)
1	Engineering	<b>3378</b> 13.81%	4.77%	<b>18205</b> 74.26%	28.51%	<b>2880</b> 11.75%	2.72%	<b>24463</b>	10.13%
2	Technology	<b>108</b> 23.63%	0.15%	<b>216</b> 47.26%	0.34%	<b>133</b> 29.10%	0.13%	<b>457</b>	0.19%
3	Agriculture	<b>1488</b> 44.72%	2.00%	<b>1571</b> 47.97%	2.46%	<b>268</b> 8.18%	0.25%	<b>3275</b>	1.38%
4	Medicine	<b>1356</b> 9.04%	1.89%	<b>6247</b> 41.66%	9.78%	<b>7393</b> 49.30%	6.99%	<b>14996</b>	6.21%
5	Natural Science	<b>698</b> 22.75%	0.97%	<b>1968</b> 64.15%	3.08%	<b>402</b> 13.10%	0.38%	<b>3068</b>	1.27%
6	Social Science including Education/ Teaching	<b>1300</b> 9.78%	1.81%	<b>6823</b> 51.34%	10.69%	<b>5168</b> 38.88%	4.89%	<b>13291</b>	5.50%
7	Misc. Disciplines	<b>63552</b> 34.94%	88.41%	<b>28818</b> 15.84%	45.14%	<b>89511</b> 49.21%	84.64%	<b>181881</b>	75.32%
	<b>Total</b>	<b>71880</b> 29.77%	100%	<b>63848</b> 26.44%	100%	<b>105755</b> 43.79%	100%	<b>241483</b>	

Source: Employment Exchanges in the country & Employment News, 2018-19

**TABLE-8C**

**Distribution of vacancies for (Graduates & above) according to experience during the year 2018-19**

<b>Sl. No.</b>	<b>Branches of Study</b>	<b>With Experience</b>	<b>Percentage</b>	<b>Without Experience</b>	<b>Percentage</b>	<b>Total</b>	<b>% to Total</b>
<b>(1)</b>	<b>(2)</b>	<b>(3)</b>	<b>(4)</b>	<b>(5)</b>	<b>(6)</b>	<b>(7)</b>	<b>(8)</b>
1	<b>Engineering</b>	5118	4.21%	19397	16.16%	<b>24515</b>	10.15%
2	<b>Technology</b>	285	0.23%	172	0.14%	<b>457</b>	0.19%
3	<b>Agriculture</b>	1647	1.36%	1628	1.36%	<b>3275</b>	1.36%
4	<b>Medicine</b>	13075	10.76%	1921	1.60%	<b>14996</b>	6.21%
5	<b>Natural Science</b>	1731	1.43%	1337	1.11%	<b>3068</b>	1.27%
6	<b>Social Science including Education/ Teaching</b>	7048	5.80%	6243	5.20%	<b>13291</b>	5.50%
7	<b>Misc. Disciplines</b>	92555	76.20%	89326	74.42%	<b>181881</b>	75.32%
	<b>Total</b>	<b>121459</b>		<b>120024</b>		<b>241483</b>	

**TABLE-8D**  
**Distribution of vacancies for (Graduates & above) State-wise and Faculty-wise during 2018-19**

Sl. No.	States/UTs	Engineering	Technology	Agriculture	Medicine	Natural Science	Social Science including Education/ Teaching	Misc. Disciplines	Total	% to Total
(1)	(2)	(3)	(4)	(5)	(6)	(7)	(8)	(9)	(10)	(11)
1	Andaman & Nicobar	3	--	3	--	--	1	9	16	0.01%
2	Andhra Pradesh	31	--	1	103	23	64	87	309	0.13%
3	Arunachal Pradesh	--	--	--	1	1	--	9	11	0.00%
4	Assam	7	1	--	61	11	36	67	183	0.08%
5	Bihar	6	1	54	562	7	31	99	760	0.31%
6	Chandigarh	55	1	--	432	13	34	481	1016	0.42%
7	Chhattisgarh	17	--	1	420	--	12	91	541	0.22%
8	Dadra & Nagar Haveli	--	--	--	--	--	1	5	6	0.00%
9	Daman & Diu	11	1	--	--	--	1	3	16	0.01%
10	Delhi	3242	78	553	1851	630	4733	11248	22335	9.25%
11	Goa	86	--	--	2	15	11	98	212	0.09%
12	Gujarat	1206	--	--	190	65	259	5320	7040	2.92%
13	Haryana	280	4	196	40	37	38	2591	3186	1.32%
14	Himachal Pradesh	43	--	32	209	6	684	489	1463	0.61%
15	Jammu & Kashmir	9	1	4	14	4	16	47	95	0.04%
16	Jharkhand	262	75	14	39	7	29	99	525	0.22%
17	Karnataka	270	9	5	282	97	135	760	1558	0.65%
18	Kerala	162	11	5	37	14	25	62	316	0.13%
19	Lakshadweep	--	--	--	--	--	--	2	2	0.00%
20	Madhya Pradesh	118	74	14	828	25	233	359	1651	0.68%
21	Maharashtra	2960	49	217	1473	234	5595	114644	125172	51.83%
22	Manipur	16	--	--	--	15	--	329	360	0.15%
23	Meghalaya	13	2	2	11	17	10	20	75	0.03%
24	Mizoram	7	--	417	71	91	14	521	1121	0.46%
25	Nagaland	1	5	3	--	1	2	62	74	0.03%
27	Puducherry	--	--	--	156	8	19	956	1139	0.47%
28	Punjab	13	4	7	187	13	44	206	474	0.20%
29	Rajasthan	74	1	3	993	6	127	329	1533	0.63%
30	Sikkim	--	--	--	--	--	--	2	2	0.00%
31	Tamil Nadu	139	22	36	174	23	104	799	1297	0.54%
32	Telangana	54	6	16	18	31	55	126	306	0.13%
33	Tripura	--	--	--	--	--	1	3	4	0.00%
34	Uttar Pradesh	278	15	85	3990	420	320	1503	6611	2.74%
35	Uttarakhand	175	38	26	1004	68	9	110	1430	0.59%
36	West Bengal	150	32	15	49	8	130	343	727	0.30%
37	*State-wise Breakup not available	14746	23	1617	1592	1157	478	39893	59506	24.64%
	<b>Total</b>	<b>24463</b>	<b>457</b>	<b>3327</b>	<b>14996</b>	<b>3068</b>	<b>13291</b>	<b>181881</b>	<b>241483</b>	

\* Relates mostly to vacancies notified by the Railway Recruitment Boards/UPSC etc. for which places of duty not specified.

**TABLE-9A**

**Distribution of vacancies for Diploma Holders by branches of study  
& sector of establishments during 2018-19**

<b>Sl. No.</b>	<b>Branches of Study</b>	<b>Central Govt.</b>	<b>State Govt.</b>	<b>*Quasi Govt.</b>	<b>Local Bodies</b>	<b>Private</b>	<b>Total</b>
<b>(1)</b>	<b>(2)</b>	<b>(3)</b>	<b>(4)</b>	<b>(5)</b>	<b>(6)</b>	<b>(7)</b>	<b>(8)</b>
<b>1</b>	<b>Engineering</b>	1605	51	5453	446	709	8264
		43.13%	0.45%	77.09%	78.25%	0.49%	4.94%
<b>2</b>	<b>Technology</b>	26	80	55	45	0	206
		0.70%	0.70%	0.78%	7.89%	0.00%	0.12%
<b>3</b>	<b>Agriculture</b>	22	0	138	0	0	160
		0.59%	0.00%	1.95%	0.00%	0.00%	0.10%
<b>4</b>	<b>Medicine</b>	1153	1940	667	18	0	3778
		30.99%	17.08%	9.43%	3.16%	0.00%	2.26%
<b>5</b>	<b>Natural Science</b>	0	0	7	22	0	29
		0.00%	0.00%	0.10%	3.86%	0.00%	0.02%
<b>6</b>	<b>Social Science including Education/ Teaching</b>	35	4372	17	11	23	4458
		0.94%	38.50%	0.24%	1.93%	0.02%	2.66%
<b>7</b>	<b>Miscellaneous Disciplines</b>	880	4914	737	28	143931	150490
		23.65%	43.27%	10.42%	4.91%	99.49%	89.91%
	<b>Total</b>	<b>3721</b>	<b>11357</b>	<b>7074</b>	<b>570</b>	<b>144663</b>	<b>167385</b>

\*Vacancies in Quasi-Government bodies under Central Government and State Government have been included under the head Quasi-Government

TABLE-9B

**Distribution of vacancies for Diploma Holders according to branches of study and grade pay ranges during 2018-19**

Sl. No.	Branches of Study	Pay Level 1 to 5		Pay Level 6 to 9		Pay Level 10 and above		Total of col. 3 5 & 7	% of respective branches of study to the total no. of vacancies
(1)	(2)	(3)	(4)	(5)	(6)	(7)	(8)	(9)	(10)
1	<b>Engineering</b>	<b>5270</b>	3.36%	<b>2125</b>	23.15%	<b>869</b>	61.07%	<b>8264</b>	4.94%
		63.77%		25.71%		10.52%		100%	
2	<b>Technology</b>	<b>176</b>	0.11%	<b>20</b>	0.22%	<b>10</b>	0.70%	<b>206</b>	0.12%
		85.44%		9.71%		4.85%		100%	
3	<b>Agriculture</b>	<b>30</b>	0.02%	<b>130</b>	1.42%	<b>0</b>	0.00%	<b>160</b>	0.10%
		18.75%		81.25%		0.00%		100%	
4	<b>Medicine</b>	<b>907</b>	0.58%	<b>2352</b>	25.63%	<b>519</b>	36.47%	<b>3778</b>	2.26%
		24.01%		62.26%		13.74%		100%	
5	<b>Natural Science</b>	<b>28</b>	0.02%	<b>1</b>	0.01%	<b>0</b>	0.00%	<b>29</b>	0.02%
		96.55%		3.45%		0.00%		100%	
6	<b>Social Science including Education/ Teaching</b>	<b>22</b>	0.01%	<b>4413</b>	48.08%	<b>23</b>	1.62%	<b>4458</b>	2.66%
		0.49%		98.99%		0.52%		100%	
7	<b>Miscellaneous Disciplines</b>	<b>150351</b>	95.90%	<b>137</b>	1.49%	<b>2</b>	0.14%	<b>150490</b>	89.91%
		99.91%		0.09%		0.00%		100%	
	<b>Total</b>	<b>156784</b>	100%	<b>9178</b>	100%	<b>1423</b>	100%	<b>167385</b>	100%
		93.67%		5.48%		0.85%		100%	

**TABLE-9C****Distribution of vacancies for Diploma Holders according to experience during the year 2018-19**

<b>Sl. No.</b>	<b>Branches of Study</b>	<b>With Experience</b>	<b>Without Experience</b>	<b>Total</b>	<b>% to Total</b>
1	<b>Engineering</b>	3644	4620	8264	4.94%
2	<b>Technology</b>	181	25	206	0.12%
3	<b>Agriculture</b>	33	127	160	0.10%
4	<b>Medicine</b>	1648	2130	3778	2.26%
5	<b>Natural Science</b>	23	6	29	0.02%
6	<b>Social Science including Education/ Teaching</b>	22	4436	4458	2.66%
7	<b>Miscellaneous Disciplines</b>	952	149538	150490	89.91%
	<b>Total</b>	<b>6503</b>	<b>160882</b>	<b>167385</b>	

TABLE -9D

## Distribution of vacancies for Diploma holders state-wise and faculty-wise during 2018-19

Sl. No.	States/UTs	Engineering	Technology	Agriculture	Medicine	Natural Science	Social Science including Education/ Teaching	Miscellaneous Disciplines	Total	% to Total
(1)	(2)	(3)	(4)	(5)	(6)	(7)	(8)	(9)	(10)	(11)
1	Andaman & Nicobar	2	--	--	--	--	--	29	31	0.02%
2	Andhra Pradesh	188	--	--	--	--	--	10	198	0.12%
3	Arunachal Pradesh	52	--	--	--	--	--	1	53	0.03%
4	Assam	58	13	--	35	--	--	22	128	0.08%
5	Bihar	92	--	--	107	--	--	2	201	0.12%
6	Chandigarh	5	3	--	--	--	--	1	9	0.01%
7	Chhattisgarh	7	--	--	59	--	--	--	66	0.04%
8	Dadra & Nagar Haveli	6	--	--	--	--	--	3	9	0.01%
9	Daman & Diu	--	--	--	--	--	--	--	--	0.00%
10	Delhi	938	96	11	2430	22	4376	128	8001	4.78%
11	Goa	61	--	--	1	--	--	66	128	0.08%
12	Gujarat	599	--	--	195	--	--	167	961	0.57%
13	Haryana	100	--	62	3	--	--	14	179	0.11%
14	Himachal Pradesh	39	--	--	22	--	8	50	119	0.07%
15	Jammu & Kashmir	14	--	--	8	--	1	6	29	0.02%
16	Jharkhand	97	--	--	34	--	--	52	183	0.11%
17	Karnataka	131	--	--	5	1	--	27	164	0.10%
18	Kerala	240	4	--	11	--	--	3	258	0.15%
19	Lakshadweep	--	--	--	--	--	--	--	--	0.00%
20	Madhya Pradesh	202	--	34	76	--	1	13	326	0.19%
21	Maharashtra	2032	1	--	19	--	53	149268	151373	90.43%
22	Manipur	--	--	--	1	--	--	11	12	0.01%
23	Meghalaya	60	--	--	--	--	--	4	64	0.04%
24	Mizoram	--	--	--	--	--	--	65	65	0.04%
25	Nagaland	1	--	--	--	--	--	--	1	0.00%
26	Odisha	419	--	--	6	6	4	--	435	0.26%
27	Puducherry	115	--	--	--	--	--	--	115	0.07%
28	Punjab	72	--	31	32	--	--	2	137	0.08%
29	Rajasthan	76	--	--	1	--	--	4	81	0.05%
30	Sikkim	--	--	--	--	--	--	--	--	0.00%
31	Tamil Nadu	578	--	--	101	--	4	20	703	0.42%
32	Telangana	111	47	--	4	--	--	4	166	0.10%
33	Tripura	--	--	--	--	--	--	--	--	0.00%
34	Uttar Pradesh	415	33	2	494	--	2	54	1000	0.60%
35	Uttarakhand	59	--	--	17	--	3	1	80	0.05%
36	West Bengal	350	--	--	72	--	--	127	549	0.33%
37	*State-wise Breakup not available	1145	9	20	45	--	6	336	1561	0.93%
	<b>Total</b>	<b>8264</b>	<b>206</b>	<b>160</b>	<b>3778</b>	<b>29</b>	<b>4458</b>	<b>150490</b>	<b>167385</b>	

\* Relates mostly to vacancies notified by the Railway Recruitment Boards/UPSC etc. for which places of duty not specified.



TABLE – 10

## State-wise dispersion of various vacancies for Non-graduates during 2018-19

Sl. No.	Name of State/UTs	Middle School	High School	Sr. Sec. School	Total	% to total
(1)	(2)	(3)	(4)	(5)	(6)	(7)
1	Andaman & Nicobar	--	72	2	74	0.06%
2	Andhra Pradesh	3	290	32	325	0.25%
3	Arunachal Pradesh	--	--	20	20	0.02%
4	Assam	--	176	16	192	0.14%
5	Bihar	--	13	61	74	0.06%
6	Chandigarh	--	94	36	130	0.10%
7	Chhattisgarh	--	150	2	152	0.11%
8	Dadra & Nagar Haveli	--	8	--	8	0.01%
9	Daman & Diu	--	--	5	5	0.00%
10	Delhi	4	12448	876	13328	10.05%
11	Goa	--	82	2	84	0.06%
12	Gujarat	--	405	466	871	0.66%
13	Haryana	--	30	14	44	0.03%
14	Himachal Pradesh	19	609	75	703	0.53%
15	Jammu & Kashmir	23	24	4	51	0.04%
16	Jharkhand	2	1861	5	1868	1.41%
17	Karnataka	3	120	85	208	0.16%
18	Kerala	--	1300	18	1318	0.99%
19	Lakshadweep	--	--	--	--	0.00%
20	Madhya Pradesh	118	128	23	269	0.20%
21	Maharashtra	295	862	37810	38967	29.39%
22	Manipur	--	125	10	135	0.10%
23	Meghalaya	--	247	2	249	0.19%
24	Mizoram	43	150	24	217	0.16%
25	Nagaland	--	--	3	3	0.00%
26	Odisha	--	21	17	38	0.03%
27	Puducherry	--	4	41	45	0.03%
28	Punjab	--	39	24	63	0.05%
29	Rajasthan	--	12	127	139	0.10%
30	Sikkim	--	--	--	--	0.00%
31	Tamil Nadu	8	89	81	178	0.13%
32	Telangana	--	58	16	74	0.06%
33	Tripura	--	--	--	--	0.00%
34	Uttar Pradesh	3	178	67	248	0.19%
35	Uttarakhand	--	18	31	49	0.04%
36	West Bengal	2	293	78	373	0.28%
37	*State-wise Breakup not available	100	57323	14678	72101	54.37%
	<b>Total</b>	<b>623</b>	<b>77229</b>	<b>54751</b>	<b>132603</b>	

\* Relates mostly to vacancies notified by the Railway Recruitment Boards/UPSC etc. for which places of duty not specified.

Source: Employment Exchanges in the country & Employment News, 2018-19

**TABLE-11A****Distribution of deputation vacancies by branches of study & sector of establishments during 2018-19**

Sl. No.	Branches of Study	Central Govt.	% age	State Govt.	% age	*Quasi Govt.	% age	Local Bodies	% age	Private	% age	Total	% age to total
(1)	(2)	(3)	(4)	(5)	(6)	(7)	(8)	(9)	(10)	(11)	(12)	(13)	(14)
1	<b>Engineering</b>	708	17.82%	173	28.93%	313	13.18%	12	4.62%	1	33.33%	1207	16.74%
2	<b>Technology</b>	44	1.11%	26	4.35%	23	0.97%	2	0.77%	0	0.00%	95	1.32%
3	<b>Agriculture</b>	121	3.05%	11	1.84%	52	2.19%	5	1.92%	0	0.00%	189	2.62%
4	<b>Medicine</b>	180	4.53%	9	1.51%	335	14.11%	11	4.23%	1	33.33%	536	7.44%
5	<b>Natural Science</b>	116	2.92%	1	0.17%	68	2.86%	0	0.00%	0	0.00%	185	2.57%
6	<b>Social Science including Education/ Teaching</b>	567	14.27%	191	31.94%	333	14.02%	56	21.54%	1	33.33%	1148	15.92%
7	<b>Misc. Disciplines</b>	2237	56.31%	187	31.27%	1251	52.67%	174	66.92%	0	0.00%	3849	53.39%
	<b>Total</b>	<b>3973</b>		<b>598</b>		<b>2375</b>		<b>260</b>		<b>3</b>		<b>7209</b>	

\*Vacancies in Quasi-Government bodies under Central Government and State Government have been included under the head Quasi-Government in column No. 7

**TABLE-11B**

**Distribution of deputation vacancies according to branches of study and grade pay ranges during 2018-19**

Sl. No.	Branches of Study	Pay Level 1 to 5		Pay Level 6 to 9		Pay Level 10 and above		Total of col. 3, 5 & 7	% of respective branches of study to the total no. of vacancies
(1)	(2)	(3)	(4)	(5)	(6)	(7)	(8)	(9)	(10)
1	Engineering	64	4.17%	366	13.67%	778	25.97%	1208	16.76%
		5.30%		30.30%		64.40%			
2	Technology	24	1.56%	20	0.75%	51	1.70%	95	1.32%
		25.26%		21.05%		53.68%			
3	Agriculture	9	0.59%	25	0.93%	155	5.17%	189	2.62%
		4.76%		13.23%		82.01%			
4	Medicine	124	8.08%	124	4.63%	288	9.61%	536	7.44%
		23.13%		23.13%		53.73%			
5	Natural Science	49	3.19%	58	2.17%	78	2.60%	185	2.57%
		26.49%		31.35%		42.16%			
6	Social Science including Education/ Teaching	62	4.04%	371	13.85%	714	23.83%	1147	15.91%
		5.41%		32.35%		62.25%			
7	Miscellaneous Disciplines	1203	78.37%	1714	64.00%	932	31.11%	3849	53.39%
		31.25%		44.53%		24.21%			
	Total	1535		2678		2996		7209	
		21.29%		37.15%		41.56%			

**TABLE-11C**

**Distribution of deputation vacancies according to experience  
during the year 2018-19**

<b>Sl. No.</b>	<b>Branches of Study</b>	<b>With Experience</b>	<b>% to Total</b>
1	<b>Engineering</b>	257	10.54%
2	<b>Technology</b>	124	5.08%
3	<b>Agriculture</b>	118	4.84%
4	<b>Medicine</b>	185	7.59%
5	<b>Natural Science</b>	82	3.36%
6	<b>Social Science including Education/ Teaching</b>	475	19.48%
7	<b>Miscellaneous Disciplines</b>	1198	49.12%
	<b>Total</b>	<b>2439</b>	

TABLE -11D

## Distribution of deputation vacancies state-wise and faculty-wise during 2018-19

Sl. No.	States/UTs	Engineering	Technology	Agriculture	Medicine	Natural Science	Social Science including Education / Teaching	Miscellaneous Disciplines	Total	% to Total
(1)	(2)	(3)	(4)	(5)	(6)	(7)	(8)	(9)	(10)	(11)
1	Andaman & Nicobar	1	--	--	--	--	1	7	9	0.12%
2	Andhra Pradesh	4	1	1	18	6	5	43	78	1.08%
3	Arunachal Pradesh	--	--	--	--	--	1	1	2	0.03%
4	Assam	22	12	4	1	--	5	14	58	0.80%
5	Bihar	28	--	1	162	6	10	85	292	4.05%
6	Chandigarh	2	--	2	3	1	1	17	26	0.36%
7	Chhattisgarh	4	--	--	8	--	--	28	40	0.55%
8	Dadra & Nagar Haveli	--	--	--	--	--	--	--	--	0.00%
9	Daman & Diu	--	--	--	--	--	--	--	--	0.00%
10	Delhi	775	58	125	138	83	678	2333	4190	58.12%
11	Goa	2	--	--	--	--	--	3	5	0.07%
12	Gujarat	3	--	3	--	--	1	39	46	0.64%
13	Haryana	33	5	--	3	13	18	35	107	1.48%
14	Himachal Pradesh	--	--	1	1	--	--	5	7	0.10%
15	Jammu & Kashmir	--	--	1	--	--	4	1	6	0.08%
16	Jharkhand	8	--	--	--	4	7	11	30	0.42%
17	Karnataka	47	1	5	11	2	12	38	116	1.61%
18	Kerala	12	1	1	1	--	--	31	46	0.64%
19	Lakshadweep	--	--	--	--	--	--	--	--	0.00%
20	Madhya Pradesh	37	3	5	90	--	8	135	278	3.86%
21	Maharashtra	35	--	3	5	--	108	214	365	5.06%
22	Manipur	--	--	--	--	--	--	4	4	0.06%
23	Meghalaya	2	1	9	4	--	8	54	78	1.08%
24	Mizoram	--	--	--	--	--	--	--	--	0.00%
25	Nagaland	--	--	--	--	--	--	--	--	0.00%
26	Odisha	6	--	--	--	--	--	15	21	0.29%
27	Puducherry	10	--	--	--	--	3	9	22	0.31%
28	Punjab	1	1	--	3	--	1	--	6	0.08%
29	Rajasthan	3	1	1	4	--	2	51	62	0.86%
30	Sikkim	--	--	--	1	--	1	12	14	0.19%
31	Tamil Nadu	52	1	3	5	2	5	34	102	1.41%
32	Telangana	5	2	19	8	2	88	21	145	2.01%
33	Tripura	--	--	--	--	--	--	--	--	0.00%
34	Uttar Pradesh	24	2	4	48	32	141	71	322	4.47%
35	Uttarakhand	20	--	--	16	1	14	41	92	1.28%
36	West Bengal	15	4	--	6	1	15	143	184	2.55%
37	*State-wise Breakup not available	56	2	1	--	32	11	354	456	6.33%
	<b>Total</b>	<b>1207</b>	<b>95</b>	<b>189</b>	<b>536</b>	<b>185</b>	<b>1148</b>	<b>3849</b>	<b>7209</b>	

\* Relates mostly to vacancies notified by the Railway Recruitment Boards/UPSC etc. for which places of duty not specified.

**TABLE-11E****Distribution of deputation vacancies according to subjects during 2018-19**

Sl. No.	Subjects	No. of vacancies notified	% to total
(1)	(2)	(3)	(4)
1	Accountancy	146	2.03%
2	Accountancy, Chartered	84	1.17%
3	Accountancy, Cost & Works	56	0.78%
4	Accountancy, Management	25	0.35%
5	Actuary	7	0.10%
6	Aeronautical	12	0.17%
7	Agriculture	13	0.18%
8	Agriculture Bacteriology	2	0.03%
9	Agriculture Botany	1	0.01%
10	Agriculture Chemistry	38	0.53%
11	Agriculture Economics	4	0.06%
12	Agriculture Extension	7	0.10%
13	Agriculture Marketing	1	0.01%
14	Agriculture Meteorology	--	--
15	Agriculture Microbiology	--	--
16	Agriculture Sociology	1	0.01%
17	Agriculture Statistics	1	0.01%
18	Agronomy	12	0.17%
19	Air-Conditioning and Refrigeration	38	0.53%
20	Aircraft Maintenance	76	1.05%
21	Alcohol	--	--
22	Allopathic Medicine (MBBS)	108	1.50%
23	Anaesthesia	22	0.31%
24	Anatomy	1	0.01%
25	Animal Nutrition	1	0.01%
26	Animal Pathology	1	0.01%
27	Anthropology	16	0.22%
28	Archaeology	2	0.03%
29	Architecture	11	0.15%
30	Architecture/Civil	217	3.01%
31	Archives	--	--
32	Art, Commercial	176	2.44%
33	Art, Fine	333	4.62%
34	Astronomy	1	0.01%
35	Automobile	37	0.51%
36	Ayurveda	2	0.03%
37	Banking	2	0.03%
38	Biology	24	0.33%
39	Botany	--	--
40	Broadcasting & Television	9	0.12%

Sl. No.	Subjects	No. of vacancies notified	% to total
41	Cardiology	2	0.03%
42	Catering	5	0.07%
43	Ceramic	--	--
44	Chemical	12	0.17%
45	Chemical Engg.	6	0.08%
46	Chemistry	28	0.39%
47	Chemistry, Analytical	10	0.14%
48	Chemistry, Bio-	33	0.46%
49	Chemistry, Industrial	--	--
50	Chemistry, Inorganic	4	0.06%
51	Cinematography	2	0.03%
52	Civil (including Municipal)	219	3.04%
53	Clinical Pathology & Bacteriology	--	--
54	Combination of Natural Science Subjects	5	0.07%
55	Company Secretaryship	28	0.39%
56	Computer	60	0.83%
57	Co-operation	--	--
58	Dairying	2	0.03%
59	Dental Surgery	3	0.04%
60	Dermatology	--	--
61	Dietetics	3	0.04%
62	Economics	41	0.57%
63	Education/Teaching	150	2.08%
64	Electrical	72	1.00%
65	Electrical/Mechanical	72	1.00%
66	Electronics & Electrical Microwave/ Communication (including Radio)	61	0.85%
67	Engineers Unspecified (Branches not specified)	192	2.66%
68	English	26	0.36%
69	Entomology	6	0.08%
70	Fiber	--	--
71	Film Direction	1	0.01%
72	Fishery	21	0.29%
73	Food	5	0.07%
74	Forensic Medicine	4	0.06%
75	Forestry	--	--
76	Forging & Heat Treatment	1	0.01%
77	Fuel	--	--
78	General Surgery	3	0.04%
79	Geography	5	0.07%
80	Geology	3	0.04%
81	Geology, Applied	--	--
82	Geophysics	--	--
83	Glass	--	--

Sl. No.	Subjects	No. of vacancies notified	% to total
84	Gynecology, Obstetrics	--	--
85	Highways & Roads	--	--
86	Hindi	49	0.68%
87	History	5	0.07%
88	Home, Domestic Science/ Economics	7	0.10%
89	Homeopathy	4	0.06%
90	Horticulture	16	0.22%
91	Hosiery	--	--
92	Hotel Management	10	0.14%
93	Hydraulics & Dam	5	0.07%
94	Industrial Management/ Business Management & Administration	203	2.82%
95	Instrumentation	--	--
96	Insurance	1	0.01%
97	Interior Decoration, Display & Designing	2	0.03%
98	Intermediate & Dyes	--	--
99	Internal Combustion	4	0.06%
100	Journalism	6	0.08%
101	Jute	--	--
102	Labour/Social Welfare	4	0.06%
103	Land Development	1	0.01%
104	Language	13	0.18%
105	Laryngology & Otolaryngology	--	--
106	Law	281	3.90%
107	Leather	--	--
108	Library Science	60	0.83%
109	Literature	--	--
110	Machine Tools & Die Sinking	--	--
111	Malariology & Communicable Diseases	--	--
112	Marine	7	0.10%
113	Maternity, Child Welfare and Health	--	--
114	Mathematics	11	0.15%
115	Mathematics, Applied	1	0.01%
116	Mechanical	21	0.29%
117	Mechanical/Metallurgical	11	0.15%
118	Medical Radiology and Electrology	23	0.32%
119	Medical Specialists & Unspecified Others(MD/Ph.D/MS)	131	1.82%
120	Medical, Bio-Chemistry	9	0.12%
121	Metallurgical	--	--
122	Meteorology	5	0.07%
123	Microbiology	4	0.06%
124	Microbiology	--	--
125	Mining	4	0.06%
126	Museology	7	0.10%



Sl. No.	Subjects	No. of vacancies notified	% to total
127	Music, Instrumental	--	--
128	Music, Vocal	--	--
129	Mycology & Plant Pathology	--	--
130	Naval Architecture	--	--
131	Nursing	129	1.79%
132	Nutrition/Applied Nutrition	9	0.12%
133	Occupational Therapy	1	0.01%
134	Oceanography	16	0.22%
135	Oil, Fats & Waxes	--	--
136	Ophthalmic Medicine & Surgery	--	--
137	Orthopaedic Surgery	7	0.10%
138	Other Agricultural Subjects	15	0.21%
139	Other Social Science Subjects	92	1.28%
140	Other Technological Subjects	61	0.85%
141	Other Vacancies (Unspecified)	930	12.90%
142	Paediatrics	3	0.04%
143	Paints, Pigments & Varnishes	--	--
144	Paper	--	--
145	Pass-Graduates in Science, Arts & Commerce suitable for Office work	1881	26.09%
146	Petroleum	--	--
147	Pharmaceutical & Fine Chemicals	1	0.01%
148	Pharmacology, Medical	9	0.12%
149	Pharmacy	38	0.53%
150	Philosophy	8	0.11%
151	Physical Education	8	0.11%
152	Physics	--	--
153	Physics, Applied	--	--
154	Physics, Bio-	--	--
155	Physics, Chemistry & Mathematics	41	0.57%
156	Physics, Mathematical	--	--
157	Physics, Nuclear	--	--
158	Physiology	8	0.11%
159	Physiology	--	--
160	Physiotherapy	5	0.07%
161	Plant Breeding & Genetics	--	--
162	Plant Pathology	8	0.11%
163	Plant Physiology	1	0.01%
164	Plastics	--	--
165	Political Science	6	0.08%
166	Poultry Farming	1	0.01%
167	Preventive & Social Medicine (Industrial Health)	3	0.04%
168	Printing	3	0.04%

Sl. No.	Subjects	No. of vacancies notified	% to total
169	Production (Methods, Safety, Planning, Manufacturing & Industrial etc.)	--	--
170	Psychiatry	1	0.01%
171	Psychology	24	0.33%
172	Psychology, Medical	11	0.15%
173	Public Administration	10	0.14%
174	Public Health E	--	--
175	Public Health	4	0.06%
176	Research Methodology	2	0.03%
177	Rubber	--	--
178	Rural Science	6	0.08%
179	Sanitary Science	5	0.07%
180	Sculpture	--	--
181	Secretarial and Commercial Work & Practices	173	2.40%
182	Silicate	6	0.08%
183	Sociology/Social Work/Social Science	54	0.75%
184	Soil Mechanics & Foundation	--	--
185	Soil Science	3	0.04%
186	Sound	--	--
187	Spectroscopy	--	--
188	Stage Craft & Dramatics	--	--
189	Statistics	6	0.08%
190	Statistics, Mathematical	16	0.22%
191	Statistics/Mathematics/ Economics	7	0.10%
192	Structural	--	--
193	Sugar	1	0.01%
194	Telecommunication/ Line Communication (Telephone & Telegraph)	40	0.55%
195	Textile	5	0.07%
196	Textile, Chemistry	--	--
197	Textile, Dyeing & Printing	1	0.01%
198	Tools	1	0.01%
199	Town & Country Planning	17	0.24%
200	Tropical Medicine	--	--
201	Tubercular Diseases	--	--
202	Unani	5	0.07%
203	Venereology	--	--
204	Veterinary Science & Animal Husbandry	41	0.57%
205	Warehousing	--	--
206	Water Conservation	5	0.07%
207	Wood and Timber	--	--
208	Zoology	4	0.06%
	<b>Total</b>	<b>7209</b>	<b>100%</b>

**TABLE-12 A****Discipline-wise vacancies notified for Diploma holders & Graduates during 2010 & 2018-19**

<b>Sl. No.</b>	<b>Field of Study</b>	<b>Total no. of vacancies notified during 2010</b>	<b>Total no. of vacancies notified during 2018-19</b>	<b>% increase/decrease in 2018-19 over 2010</b>
<b>(1)</b>	<b>(2)</b>	<b>(3)</b>	<b>(4)</b>	<b>(6)</b>
1	Engineering	30816	32727	6.20%
2	Technology	500	663	32.60%
3	Agriculture	3727	3487	-6.44%
4	Medicine	9528	18774	97.04%
5	Natural Science	4275	3097	-27.56%
6	Social Science including Teaching	12830	17749	38.34%
7	Miscellaneous Disciplines	66934	332371	396.57%
	<b>Total</b>	<b>128610</b>	<b>408868</b>	<b>217.91%</b>

**TABLE-12 B(i)****Discipline-wise out-turn of Graduates/Post Graduates during the year 2009-10 & 2018-19**

Sl No.	Discipline / Faculty	Persons who obtained Graduate Degrees				Percentage change in 2018-19 over 2009-10
		2009-10		2018-19		
		Numbers	Percentage	Numbers	Percentage	
1	2	3	4	5	6	7
1	Engineering	291794	15.61	863243	10.52	195.84
2	Technology	3300	0.18	278723	3.40	8346.15
3	Agriculture	12323	0.66	62241	0.76	405.08
4	Medicine	64760	3.46	275939	3.36	326.09
5	Natural Science	88086	4.71	455704	5.56	417.34
6	Social Science including Teaching	582492	31.15	1803193	21.98	209.57
7	Miscellaneous Graduates/ Post Graduates	827018	44.23	4463588	54.42	439.72
	TOTAL	1869773	100	8202631	100	338.70

**Source:****The data for the period 2018-19 from AISHE 2018-19****The data for the period 2009-10 from Job Bulletin 2010**

**TABLE-12 B(ii)****Discipline-wise out-turn of Doctorate Degree awarded during the year 2009-10 & 2018-19**

Sl. No.	Discipline / Faculty	Persons who have been awarded Doctorate Degrees				Percentage change in 2018-19 over 2009-10
		2009-10		2018-19		
		Numbers	Percentage	Numbers	Percentage	
1	2	3	4	5	6	7
1	Arts	7079	32.56	8898	21.80	25.70
2	Science	8109	37.29	10070	24.67	24.18
3	Commerce/Management	2298	10.57	3606	8.84	56.92
4	Education	864	3.97	2221	5.44	157.06
5	Engineering/Technology	1013	4.66	7679	18.82	658.05
6	Medicine	349	1.61	1627	3.99	366.19
7	Agriculture	585	2.69	4692	11.50	702.05
8	Veterinary Science	157	0.72	462	1.13	194.27
9	Law	129	0.59	354	0.87	174.42
10	Others*	1161	5.34	1204	2.95	3.70
	TOTAL	21744	100	40813	100	87.70

\*Others includes Music/Fine Arts, Library Science, Physical Education, Journalism, and Social Work etc.

Source:

The data for the period 2018-19 from AISHE 2018-19

The data for the period 2009-10 from Job Bulletin 2010

TABLE-12 C

**Distribution of vacancies for Graduates, Post Graduates, and Diploma holders/ITIs notified according to various subjects during the year 2018-19 and 2010**

Sl. No.	Branches of Study	2018-19		2010	
		No. of vacancies notified	% to Total	No. of vacancies notified	% to Total
(1)	(2)	(3)	(4)	(5)	(6)
1	Accountancy	3605	0.88%	842	0.65%
2	Accountancy, Chartered	1019	0.25%	1345	1.05%
3	Accountancy, Cost & Works	333	0.08%	695	0.54%
4	Accountancy, Management	4912	1.20%	113	0.09%
5	Actuary	--	--	1	0.00%
6	Aeronautical Engineering	159	0.04%	268	0.21%
7	Agriculture (Unspecified)	1017	0.25%	2	0.00%
8	Agriculture Bacteriology	129	0.03%	117	0.09%
9	Agriculture Botany	832	0.20%	49	0.04%
10	Agriculture Chemistry	10	0.00%	52	0.04%
11	Agriculture Economics	48	0.01%	466	0.36%
12	Agriculture Engineering	25	0.01%	42	0.03%
13	Agriculture Extension	14	0.00%	3	0.00%
14	Agriculture Marketing	166	0.04%	2	0.00%
15	Agriculture Meteorology	3	0.00%	14	0.01%
16	Agriculture Microbiology	3	0.00%	-	--
17	Agriculture Sociology	--	--	69	0.05%
18	Agriculture Statistics	6	0.00%	261	0.20%
19	Agronomy	345	0.08%	342	0.27%
20	Air-Conditioning and Refrigeration	158	0.04%	1	0.00%
21	Aircraft Maintenance	146	0.04%	2	0.00%
22	Alcohol Technology	1	0.00%	2718	2.11%
23	Allopathic Medicine (MBBS)	5042	1.23%	166	0.13%
24	Anesthesia	3767	0.92%	21	0.02%
25	Anatomy	9	0.00%	65	0.05%
26	Animal Nutrition	3	0.00%	5	0.00%
27	Animal Pathology	4	0.00%	14	0.01%
28	Anthropology	20	0.00%	9	0.01%
29	Archaeology	5	0.00%	217	0.17%
30	Architecture	67	0.02%	42	0.03%
31	Architecture/Civil	660	0.16%	-	--
32	Archives	3	0.00%	28	0.02%
33	Art, Commercial	1185	0.29%	159	0.12%
34	Art, Fine	1134	0.28%	-	--
35	Astronomy	3	0.00%	287	0.22%

Sl. No.	Branches of Study	2018-19		2010	
		No. of vacancies notified	% to Total	No. of vacancies notified	% to Total
36	Automobile	281	0.07%	393	0.31%
37	Ayurveda	554	0.14%	1	0.00%
38	Banking	10521	2.57%	168	0.13%
39	Biology	118	0.03%	228	0.18%
40	Botany	59	0.01%	1	0.00%
41	Broadcasting & Television	--	--	24	0.02%
42	Cardiology	42	0.01%	1	0.00%
43	Catering	2	0.00%	-	--
44	Ceramic Technology	--	--	-	--
45	Chemical Engineering	294	0.07%	589	0.46%
46	Chemical Technology	66	0.02%	821	0.64%
47	Chemistry	558	0.14%	12	0.01%
48	Chemistry, Analytical	32	0.01%	31	0.02%
49	Chemistry, Bio-	62	0.02%	3	0.00%
50	Chemistry, Industrial	2	0.00%	26	0.02%
51	Chemistry, Inorganic	6	0.00%	10	0.01%
52	Cinematography	5	0.00%	5265	4.09%
53	Civil (including Municipal)	1840	0.45%	209	0.16%
54	Clinical Pathology & Bacteriology	265	0.06%	266	0.21%
55	Combination of Natural Science Subjects	79	0.02%	33	0.03%
56	Company Secretaryship	39	0.01%	2251	1.75%
57	Computer	1596	0.39%	2	0.00%
58	Co-operation	--	--	10	0.01%
59	Dairy Science	3	0.00%	250	0.19%
60	Dental Surgery	39	0.01%	15	0.01%
61	Dermatology	14	0.00%	8	0.01%
62	Dietetics	5	0.00%	482	0.37%
63	Economics	92	0.02%	4653	3.62%
64	Education/Teaching	4988	1.22%	3502	2.72%
65	Electrical Engineering	1536	0.38%	337	0.26%
66	Electrical/Mechanical	1823	0.45%	6744	5.24%
67	Electronics & Electrical Microwave/ Communication (including Radio)	1131	0.28%	3195	2.48%
68	Engineers Unspecified (Branches not specified)	18847	4.61%	446	0.35%
69	English	170	0.04%	39	0.03%
70	Entomology	62	0.02%	8	0.01%
71	Fiber Technology	--	--	9	0.01%
72	Film Direction	--	--	61	0.05%
73	Fishery	20	0.00%	26	0.02%

Sl. No.	Branches of Study	2018-19		2010	
		No. of vacancies notified	% to Total	No. of vacancies notified	% to Total
74	Food Technology	13	0.00%	16	0.01%
75	Forensic Medicine	7	0.00%	24	0.02%
76	Forestry	107	0.03%	2	0.00%
77	Forging & Heat Treatment	49	0.01%	-	--
78	Fuel Technology	66	0.02%	174	0.14%
79	General Surgery	53	0.01%	58	0.05%
80	Geography	36	0.01%	582	0.45%
81	Geology	162	0.04%	12	0.01%
82	Geology, Applied	--	--	153	0.12%
83	Geophysics	11	0.00%	5	0.00%
84	Glass Technology	--	--	93	0.07%
85	Graduates in Science, Arts & Commerce suitable for office work	94641	23.15%	2	0.00%
86	Gynecology, Obstetrics	24	0.01%	737	0.57%
87	Highways & Roads	8	0.00%	181	0.14%
88	Hindi	189	0.05%	151	0.12%
89	History	67	0.02%	42	0.03%
90	Home, Domestic Science/ Economics	26	0.01%	644	0.50%
91	Homeopathy	23	0.01%	-	--
92	Horticulture	394	0.10%	67	0.05%
93	Hosiery Technology	--	--	6	0.00%
94	Hotel Management	116	0.03%	2353	1.83%
95	Hydraulics & Dam	233	0.06%	289	0.22%
96	Industrial Management/ Business Management & Administration	2917	0.71%	-	--
97	Instrumentation Engineering	440	0.11%	-	--
98	Insurance	1	0.00%	-	--
99	Interior Decoration, Display & Designing	1	0.00%	2	0.00%
100	Intermediate & Dyes	--	--	63	0.05%
101	Internal Combustion	123	0.03%	-	--
102	Journalism	13	0.00%	3	0.00%
103	Jute Technology	--	--	-	--
104	Labour/Social Welfare	120	0.03%	543	0.42%
105	Land Development	8	0.00%	3	0.00%
106	Language	52	0.01%	725	0.56%
107	Laryngology & Otolaryngology	2	0.00%	46	0.04%
108	Law	1351	0.33%	324	0.25%
109	Leather Technology	1	0.00%	-	--



Sl. No.	Branches of Study	2018-19		2010	
		No. of vacancies notified	% to Total	No. of vacancies notified	% to Total
110	Library Science	217	0.05%	1	0.00%
111	Literature	27	0.01%	3	0.00%
112	Machine Tools & Die Sinking	--	--	3	0.00%
113	Malariology & Communicable Diseases	3	0.00%	-	--
114	Marine Engineering	156	0.04%	560	0.44%
115	Maternity, Child Welfare and Health	2	0.00%	40	0.03%
116	Mathematics	45	0.01%	4471	3.48%
117	Mathematics, Applied	29	0.01%	155	0.12%
118	Mechanical	964	0.24%	553	0.43%
119	Mechanical/Metallurgical	382	0.09%	930	0.72%
120	Medical Radiology and Electrology	404	0.10%	152	0.12%
121	Medical Specialists & Unspecified Others(MD/ Ph.D/ MS)	2229	0.55%	598	0.46%
122	Medical, Bio-Chemistry	132	0.03%	21	0.02%
123	Metallurgy	40	0.01%	37	0.03%
124	Meteorology	65	0.02%	72	0.06%
125	Microbiology (Science)	36	0.01%	3	0.00%
126	Microbiology(Medical)	46	0.01%	1079	0.84%
127	Mining	814	0.20%	43	0.03%
128	Museology	12	0.00%	4	0.00%
129	Music, Instrumental	23	0.01%	-	--
130	Music, Vocal	5310	1.30%	12	0.01%
131	Mycology & Plant Pathology	29	0.01%	2040	1.59%
132	Naval Architecture	8	0.00%	3	0.00%
133	Nursing	4069	1.00%	13	0.01%
134	Nutrition/Applied Nutrition	22	0.01%	7	0.01%
135	Occupational Therapy	45	0.01%	-	--
136	Oceanography	18	0.00%	25	0.02%
137	Oil, Fats & Waxes	9	0.00%	129	0.10%
138	Ophthalmic Medicine & Surgery	174	0.04%	1409	1.10%
139	Orthopedic Surgery	23	0.01%	319	0.25%
140	Other Social Science Subjects	221	0.05%	256	0.20%
141	Other Technological Subjects	314	0.08%	2072	1.61%
142	Other Vacancies (Unspecified)	215833	52.79%	109	0.08%
143	Pediatrics	349	0.09%	1	0.00%
144	Paints, Pigments & Varnishes	44	0.01%	-	--

Sl. No.	Branches of Study	2018-19		2010	
		No. of vacancies notified	% to Total	No. of vacancies notified	% to Total
145	Paper	5	0.00%	61433	47.77%
146	Petroleum Technology	21	0.01%	-	--
147	Pharmaceutical & Fine Chemicals	--	--	-	--
148	Pharmacology, Medical	655	0.16%	26	0.02%
149	Pharmacy	578	0.14%	607	0.47%
150	Philosophy	94	0.02%	41	0.03%
151	Physical Education	63	0.02%	298	0.23%
152	Physics	470	0.11%	690	0.54%
153	Physics, Applied	5	0.00%	1	0.00%
154	Physics, Bio-	6	0.00%	4	0.00%
155	Physics, Chemistry & Mathematics	1322	0.32%	970	0.75%
156	Physics, Mathematical	53	0.01%	1	0.00%
157	Physics, Nuclear	3	0.00%	9	0.01%
158	Physiology	23	0.01%	33	0.03%
159	Physiology (Science)	1	0.00%	11	0.01%
160	Physiotherapy	99	0.02%	33	0.03%
161	Plant Breeding & Genetics	30	0.01%	126	0.10%
162	Plant Pathology	151	0.04%	64	0.05%
163	Plant Physiology	21	0.01%	33	0.03%
164	Plastics Technology	7	0.00%	-	--
165	Political Science	3	0.00%	127	0.10%
166	Poultry Farming	--	--	4	0.00%
167	Preventive & Social Medicine (Industrial Health)	6	0.00%	12	0.01%
168	Printing Technology	43	0.01%	24	0.02%
169	Production (Methods, Safety, Planning, Manufacturing & Industrial etc.)	645	0.16%	83	0.06%
170	Psychiatry	11	0.00%	22	0.02%
171	Psychology	38	0.01%	47	0.04%
172	Psychology, Medical	2	0.00%	1	0.00%
173	Public Administration	16	0.00%	16	0.01%
174	Public Health (Medicine)	12	0.00%	13	0.01%
175	Public Health Engineering	--	--	231	0.18%
176	Research Methodology	45	0.01%	-	--
177	Rubber Technology	--	--	2	0.00%
178	Rural Science	1	0.00%	1	0.00%

Sl. No.	Branches of Study	2018-19		2010	
		No. of vacancies notified	% to Total	No. of vacancies notified	% to Total
179	Sanitary Science	3	0.00%	433	0.34%
180	Sculpture	13	0.00%	-	--
181	Secretarial and Commercial Work & Practices	234	0.06%	4	0.00%
182	Silicate Technology	--	--	-	--
183	Sociology/Social Work/Social Science	267	0.07%	362	0.28%
184	Soil Mechanics & Foundation	2	0.00%	2	0.00%
185	Soil Science	24	0.01%	103	0.08%
186	Sound Engineering	3	0.00%	507	0.39%
187	Spectroscopy	1	0.00%	-	--
188	Stage Craft & Dramatics	8	0.00%	10	0.01%
189	Statistics	10	0.00%	163	0.13%
190	Statistics, Mathematical	14	0.00%	13	0.01%
191	Statistics/Mathematics/Economics	12	0.00%	159	0.12%
192	Structural Engineering	24	0.01%	5	0.00%
193	Sugar Technology	--	--	32	0.02%
194	Telecommunication/ Line Communication (Telephone & Telegraph)	264	0.06%	53	0.04%
195	Textile Technology	37	0.01%	2	0.00%
196	Textile, Chemistry	--	--	41	0.03%
197	Textile, Dyeing & Printing	31	0.01%	7	0.01%
198	Tools	2	0.00%	1	0.00%
199	Town & Country Planning	7	0.00%	25	0.02%
200	Tropical Medicine	1	0.00%	2	0.00%
201	Tubercular Diseases	5	0.00%	4	0.00%
202	Unani Medicine	57	0.01%	1	0.00%
203	Venereology	--	--	-	--
204	Veterinary Science & Animal Husbandry	56	0.01%	524	0.41%
205	Warehousing	--	--	1	0.00%
206	Water Conservation	2	0.00%	2	0.00%
207	Wood and Timber	5	0.00%	48	0.04%
208	Zoology	25	0.01%	187	0.15%
	Grand Total	408868	100%	128610	100%

**TABLE 13**

**Type of vacancies for which suitable candidates could not be found by UPSC during the year  
2018-19**

S. No.	Name of Post/Ministry/ Organisation and Pay Levels	Classification		Number of Posts				Total
		Group 'A'	Group 'B'	Scheduled Castes	Scheduled Tribes	Other Backward Classes	Unreserved	
(1)	(2)	(3)	(4)	(5)	(6)	(7)	(8)	(9)
<b>Agriculture</b>								
1	Livestock Officer in Central Cattle Breeding Farm, Department of Animal Husbandry, Dairying and Fisheries, Ministry of Agriculture and Farmers Welfare (Level-8)	0	1	0	0	0	1	1
	<b>Total</b>	<b>0</b>	<b>1</b>	<b>0</b>	<b>0</b>	<b>0</b>	<b>1</b>	<b>1</b>
<b>Engineering</b>								
2	Deputy Director of Mines Safety (Mechanical), Directorate General of Mines Safety, Ministry of Labour and Employment (Level-11)	10	0	0	0	2	8	10
3	Assistant Engineer Grade-I, Geological Survey of India, Ministry of Mines (Level-8)	0	1	0	0	0	1	1
4	Foreman (Mechanical), Directorate General of Aeronautical Quality Assurance, Department of Defence Production, Ministry of Defence (Level-7)	0	1	0	1	0	0	1
5	Senior Scientific Assistant (Mechanical), Directorate General of Aeronautical Quality Assurance, Department of Defence Production, Ministry of Defence	0	2	2	0	0	0	2
	<b>Total</b>	<b>10</b>	<b>4</b>	<b>2</b>	<b>1</b>	<b>2</b>	<b>9</b>	<b>14</b>

S. No.	Name of Post/Ministry/ Organisation and Pay Levels	Classification		Number of Posts				Total
		Group 'A'	Group 'B'	Scheduled Castes	Scheduled Tribes	Other Backward Classes	Unreserved	
(1)	(2)	(3)	(4)	(5)	(6)	(7)	(8)	(9)
<b>LANGUAGES/LINGUISTICS</b>								
6	Translator (Burmese) in Signal Intelligence Directorate, Integrated Defence Staff Headquarters, Ministry of Defence (Level-7)	1	0	0	0	0	1	1
7	Translator (Dari/Persian) in Signal Intelligence Directorate, Integrated Defence Staff Headquarters, Ministry of Defence (Level-10)	1	0	0	1	0	0	1
	<b>Total</b>	<b>2</b>	<b>0</b>	<b>1</b>		<b>0</b>	<b>0</b>	<b>1</b>
<b>MEDICAL (ALLOPATHIC)</b>								
8	Divisional Medical Officer (General Medicine), Department of Medical, Ministry of Railways (Level-11)	6	0	0	0	1	5	6
9	Medical Officer, Directorate of Medical and Health Services, Daman and Diu Administration (Level-10)	1	0	1	0	0	0	1
10	Specialist Grade-III (Radio-Diagnosis), Ministry of Health and Family Welfare (Level-11)	0	1	0	0	0	1	1
	<b>Total</b>	<b>14</b>	<b>0</b>	<b>2</b>	<b>1</b>	<b>6</b>	<b>5</b>	<b>14</b>

S. No.	Name of Post/Ministry/ Organisation and Pay Levels	Classification		Number of Posts				Total
		Group 'A'	Group 'B'	Scheduled Castes	Scheduled Tribes	Other Backward Classes	Unreserved	
(1)	(2)	(3)	(4)	(5)	(6)	(7)	(8)	(9)
<b>SCIENTIFIC AND TECHNICAL</b>								
11	Gliding Instructor, Directorate General of Civil Aviation, Ministry of Civil Aviation (Level-8)	1	0	0	0	1	0	1
12	Scientific Officer (Chemical), National Test House, Department of Consumer Affairs, Ministry of Consumer Affairs, Food and Public Distribution (Level-8)	0	2	0	0	0	2	2
	<b>Total</b>	<b>1</b>	<b>2</b>	<b>0</b>	<b>0</b>	<b>1</b>	<b>2</b>	<b>3</b>
<b>SOCIAL SCIENCES</b>								
13	Deputy Director (Examination Reforms), Union Public Service Commission (Level-11)	1	0	1	0	0	0	1
14	Deputy Director (Examination Reforms), Union Public Service Commission (Level-11)	1	0	0	0	0	1	1
	<b>Total</b>	<b>2</b>	<b>0</b>	<b>1</b>	<b>0</b>	<b>0</b>	<b>1</b>	<b>2</b>
<b>TEACHING - ENGINEERING</b>								
15	Associate Professor (Electronics and Telecommunication Engineering) (Technical), Ambedkar Institute of Advanced Communication Technologies and Research, Directorate of Training and Technical Education, Government of National Capital Territory of Delhi (Level-13)	1	0	1	0	0	0	1
	<b>Total</b>	<b>1</b>	<b>0</b>	<b>1</b>	<b>0</b>	<b>0</b>	<b>0</b>	<b>1</b>
16	Professor of Hospital Administration Cum-Medical Superintendent, Government Medical College and Hospital, Department of Medical Education and Research, Chandigarh Administration (Level-14)	1	0	0	0	0	1	1

S. No.	Name of Post/Ministry/ Organisation and Pay Levels	Classification		Number of Posts				Total
		Group 'A'	Group 'B'	Scheduled Castes	Scheduled Tribes	Other Backward Classes	Unreserved	
(1)	(2)	(3)	(4)	(5)	(6)	(7)	(8)	(9)
<b>TEACHING - MEDICAL</b>								
17	Assistant Professor (Gastro-Medicine), Bhopal Memorial Hospital and Research Centre, Department of Health Research, Ministry of Health and Family Welfare (Level-11)	1	0	0	0	0	1	1
18	Assistant Professor (Unani) (Ain, Uzn, Anaf WaHalaq), A&U Tibbia College and Hospital, Department of Health and Family Welfare, Government of National Capital Territory of Delhi (Level-10)	1	0	0	1	0	0	1
19	Assistant Professor (Unani) (Moalijat), A&U Tibbia College and Hospital, Department of Health and Family Welfare, Government of National Capital Territory of Delhi (Level-10)	1	0	1	0	0	0	1
20	Assistant Professor (Nephrology), Bhopal Memorial Hospital and Research Centre, Department of Health Research, Ministry of Health and Family Welfare (15600-39100+6600)	1	0	1	0	0	0	1
21	Specialist Grade-III Assistant Professor of Plastic Surgery, Ministry of Health and Family Welfare (Level-11)	4	0	0	0	4	0	4
22	Specialist Grade-III Assistant Professor of Nephrology, Ministry of Health and Family Welfare (Level-11)	10	0	2	1	3	4	10
23	Assistant Professor (Neurology), Bhopal Memorial Hospital and Research Centre, Department of Health Research, Ministry of Health and Family Welfare (Level-11)	1	0	0	0	0	1	1

S. No.	Name of Post/Ministry/ Organisation and Pay Levels	Classification		Number of Posts				Total
		Group 'A'	Group 'B'	Scheduled Cast	Scheduled Tribes	Other Backward Classes	Unreserved	
(1)	(2)	(3)	(4)	(5)	(6)	(7)	(8)	(9)
<b>TEACHING - MEDICAL</b>								
24	Assistant Professor (Radiology), Bhopal Memorial Hospital and Research Centre, Department of Health Research, Ministry of Health and Family Welfare (Level-11)	1	0	0	0	0	1	1
25	Senior Lecturer (General Medicine), Government Medical College and Hospital, Department of Medical Education and Research, Chandigarh Administration (Level-13)	1	0	0	0	1	0	1
26	Assistant Professor (Unani) (IlmulAmraz), A&U Tibbia College and Hospital, Department of Health and Family Welfare, Government of National Capital Territory of Delhi (Level-10)	1	0	1	0	0	0	1
27	Specialist Grade-III Assistant Professor of Pediatrics, Ministry of Health and Family Welfare (Level-11)	2	0	0	0	2	0	2
	<b>Total</b>	<b>25</b>	<b>0</b>	<b>5</b>	<b>2</b>	<b>10</b>	<b>8</b>	<b>25</b>
<b>TEACHING - NATURAL SCIENCE</b>								
28	Associate Professor (Non-Technical) (Applied Physics), Ambedkar Institute of Advanced Communication Technologies and Research, Department of Training and Technical Education, Government of National Capital Territory of Delhi (Level-13 A)	1	0	1	0	0	0	1
29	Assistant Professor (Chemistry), Government College of Daman, Department of Education, Daman and Diu Administration (Level-11)	1	0	0	1	0	0	1



S. No.	Name of Post/Ministry/ Organisation and Pay Levels	Classification		Number of Posts				Total
		Group 'A'	Group 'B'	Scheduled Castes	Scheduled Tribes	Other Backward Classes	Unreserved	
(1)	(2)	(3)	(4)	(5)	(6)	(7)	(8)	(9)
<b>TEACHING - NATURAL SCIENCE</b>								
30	Associate Professor (Non-Technical) (Applied Mathematics), Ambedkar Institute of Advanced Communication Technologies and Research, Department of Training and Technical Education, NCT Delhi. (Level-13A)	1	0	0	0	0	1	1
31	Assistant Professor (Non-Technical) (Applied Physics), Ambedkar Institute of Advanced Communication Technologies and Research, Department of Training and Technical Education, Government of NCT Delhi (Level-11)	1	0	0	1	0	0	1
32	(Non-Technical) (Applied Mathematics), Ambedkar Institute of Advanced Communication Technologies and Research, Department of Training and Technical Education, Government of NCT Delhi (Level-14)	1	0	1	0	0	0	1
	<b>Total</b>	<b>5</b>	<b>0</b>	<b>2</b>	<b>2</b>	<b>0</b>	<b>1</b>	<b>5</b>
<b>TEACHING - SOCIAL SCIENCE</b>								
33	Associate Professor in English, Army Cadet College Wing, Indian Military Academy, Ministry of Defence (Level-13A)	1	0	0	0	0	1	1
34	Associate Professor in Political Science, Army Cadet College Wing, Indian Military Academy, Ministry of Defence (Level-13A)	1	0	0	0	0	1	1
	<b>Total</b>	<b>2</b>	<b>0</b>	<b>0</b>	<b>0</b>	<b>0</b>	<b>2</b>	<b>2</b>

S. No.	Name of Post/Ministry/ Organisation and Pay Levels	Classification		Number of Posts				Total
		Group 'A'	Group 'B'	Scheduled Castes	Scheduled Tribes	Other Backward Classes	Unreserved	
(1)	(2)	(3)	(4)	(5)	(6)	(7)	(8)	(9)
<b>TECHNOLOGY</b>								
35	Deputy Drugs Controller (I) (Medical Devices), Central Drugs Standard Control Organisation, Directorate General of Health Services, Ministry of Health and Family Welfare (Level-12)	1	0	0	0	0	1	1
	<b>Total</b>	<b>1</b>	<b>0</b>	<b>0</b>	<b>0</b>	<b>0</b>	<b>1</b>	<b>1</b>
<b>VETERINARY SCIENCE/ANIMAL HUSBANDRY</b>								
36	Veterinary Assistant Surgeon, Central Sheep Breeding Farm, Department of Animal Husbandry, Dairying and Fisheries, Ministry of Agriculture and Farmers Welfare (Level-10)	1	0	0	0	1	0	1
	<b>Total</b>	<b>1</b>	<b>0</b>	<b>0</b>	<b>0</b>	<b>1</b>	<b>0</b>	<b>1</b>
<b>MISCELLANEOUS</b>								
37	Skipper, Directorate of Logistics, Customs and Central Excise, Department of Revenue, Ministry of Finance (Level-7)	0	1	0	1	0	0	1
	<b>Total</b>	<b>0</b>	<b>1</b>	<b>0</b>	<b>1</b>	<b>0</b>	<b>0</b>	<b>1</b>
	<b>Grand Total</b>	<b>64</b>	<b>8</b>	<b>14</b>	<b>7</b>	<b>20</b>	<b>31</b>	<b>72</b>

**TABLE-14**

<b>Vacancies which could not be filled by State Public Service Commissions, Railway Recruitment Boards, Staff Selection Commission and ASRB for want of suitable applicants during the year 2018-19.</b>						
<b>Sl. No.</b>	<b>Name of the Employer</b>	<b>Designation of the posts</b>	<b>Pay Level</b>	<b>No. of posts</b>	<b>Reservation if any</b>	<b>Qualification and experience required</b>
<b>1</b>		<b>2</b>	<b>3</b>	<b>4</b>	<b>5</b>	<b>6</b>
<b>I. ENGINEERING, SCIENTIFIC AND TECHNICAL</b>						
1	Weavers Service Centre, M/o Textile	Technical Superintendent (Processing)	Level-6	2	-	Bachelor's Degree/Diploma in Textile Processing/Textile Chemistry/Handloom Technology & Post Diploma in Textile Chemistry or Textile Processing & 2Years' experience
2	Tamil Nadu Public Service Commission	Combined Engineering Services Examinations	Level-7	2	SC(W)-1 SC(A)(W) PSM-1	B.E. in Civil or Electrical
3	Tamil Nadu Public Service Commission	Combined Engineering Services Examination	Level -7	2	GT(W)H1/ HH-1 BC(W)-1	B.E. in Electrical/Mechanical/Automobile/Civil/Production/Industrial
4	Narmada Water Resources and Water Supply Department	Research Officer	Level 11	4	Gen-3 SEBC-1	PG with first class in Civil Engineering/Technology/Geo-Physics and 5 years' experience in the field of research in Water Resources/Irrigation/Roads and building.
5	Labour and Employment Department	Assistant Director (Boiler)	Level-9	2	-	Degree in Mechanical/ production or Metallurgical Engineering or equivalent.
6	Labour and Employment Department	Assistant Director (Industrial Safety and Health Service)	Level-9	1	SEBC-1	Degree in Mechanical/Electrical/Chemical Engineering or equivalent and 5 years' Experience as an in-charge of design, fabrication or maintenance of machinery plant.
7	Department of Town& Country Planning, H.P.	Planning Officer	Level-8	2	OBC-1 Dependent of EX-SM-1	B. Tech. Degree in Urban or City/Town/Regional Planning and 3 years' experience.
8	Department of Town and Country Planning, H.P.	Senior Planning Draughtsman	Level-6	1	Gen EX-SM-1	-do -
9	Additional Chief to Govt. Of Haryana	AE (Civil) Irrigation Department	Level-10	3	PH (HI)-2 PH-(Iarm)-1	B.E.in Civil

Sl. No.	Name of the Employer	Designation of the posts	Pay Level	No. of posts	Reservation if any	Qualification and experience required
10	PWD, West Bengal	Junior Engineer	Level-7	19	OBC-13 PH-6	Diploma Mechanical/Electrical
11	West Bengal Revenue Service	Group- A	Level-10	1	PH-01	Graduate
<b>II. AGRICULTURE/VETERINARY SCIENCE</b>						
1	Department of Agriculture	Principal, College of Agriculture	Level-13	1	UR	Degree/ PG/ Ph.D. in Agriculture Agri-Engineering/Horticulture/ Veterinary Science and 15years' experience in research/teaching/education.
2	Department of Agriculture	Principal, College of Agriculture Re advertised	Level-13	1	UR	-do-
3	Environment, Forest & Climate Change, New Delhi	Technical Assistant (Wild Life)	Level-6	1	UR	PG Degree in Zoology or Wild Life Biology and Diploma/certificate in Wild Life Management.
4	Environment, Forest & Climate Change, New Delhi	Research Investigator (Forestry)	Level-6	1	UR HH-1	PG in Statistics/Operations Research/Forestry/Economics/ Commerce/Mathematics/ Agriculture (with Statistics) and 1 year experience in collection/ compilation/analysis of data.
5	Central Fertilizer Quality Control & Training Institute,	Fertilizer Inspector	Level-5	1	OBC-1	Graduation in Agriculture or Science with Chemistry and 1 year experience in handling or analysis of fertilizers.
6	Directorate of pulses Development,	Senior Technical Assistant D/o Agriculture & Cooperation	Level-6	1	UR(HH/OH)	Degree in Agriculture & PG degree in Agronomy/Plant Breeding/Genetics/equivalent.
7	Ministry of Environment forest & Climate change,	Wildlife Inspector Northern Region, Wildlife Crime Control Bureau,	Level-6	1	OBC-1	Graduate in Science with Zoology and Diploma/certificate in Wildlife Management.
8	Tamil Nadu Agricultural Extension Subordinate Service	Agricultural Officer	Level-7	4	SC(Deaf)-1 SC(G) LV-1 SC(W)LV-1 SC/A/G/HH-1	B.Sc. (Agriculture)

Sl. No.	Name of the Employer	Designation of the posts	Pay Level	No. of posts	Reservation if any	Qualification and experience required
9	Tamil Nadu Agricultural Extension Subordinate Service	Assistant Agricultural Officer (Extension)	Level-3	1	SC/A/Ortho)-1	Diploma in Agriculture
10	Tamil Nadu Agricultural Extension Subordinate Service	Assistant Agricultural Officer (Extension)	Level-3	4	GT(Deaf)-2 BC(Deaf)-1 MBC/DC (Deaf)-1	Diploma in Agriculture
11	Tamil Nadu Agricultural Extension Service	Agricultural Officer (Extension)	Level-7	3	GT(D)HH-1 BC(G)(HH)-1 BCM(G)HH-1	B.Sc. (Agriculture)
12	Industries & Mines Department Gujarat	Geologist Class-1	Level-10	5	SEBC-3 ST-2	PG degree in Geology or Applied Geology and basic knowledge of computer application and knowledge of Gujarati.
13	Industries & Mines Department Gujarat	Assistant Geologist Class-2	Level-9	21	Gen-13 SEBC-4 SC-1 ST-3	-do-
14	Industries & Mines Department Gujarat	Chief Chemist Class-1	Level -10	1	Gen-1	Ph. D in Inorganic chemistry and 8 years' experience with 4 years practical & 4 years administrative experience in relevant field.
15	Narmada Water Resources And Water Supply Department	Assistant Geologist Class-II	Level - 9	3	Gen-1 ST-1 SEBC-1	PG in Geology or Applied Geology and 3 years' experience in the field of mining or mineral administration.
16	Department of Agriculture	Agriculture Development Officer	Level-8	27	Gen.EX.SM-23 SC Ex.SM-1 Gen VI-1 SC HI-1 PwD Ortho-1	B.Sc. (Agriculture) in First class and M.Sc. (Agriculture) 2nd Class.
17	Department of Animal Husbandry, H.P	Veterinary Officer Class-I (Gazetted) (on contract basis)	Level-10	7	General Ex-SM – 6 SC Ex-SM – 1	Bachelor's Degree of Veterinary Science and Animal Husbandry and should be registered with the State Veterinary Council Act, 1984 (Act No.52 of 1984).
18	Department of Fisheries, H.P.	Assistant Director of Fisheries, Class-II (Gazetted) (on contract basis)	Level-7	1	UR Ex-SM-1	Master's Degree in Zoology or Fisheries or equivalent and minimum 3 years' experience in Management and development of Fisheries.

Sl. No.	Name of the Employer	Designation of the posts	Pay Level	No. of posts	Reservation if any	Qualification and experience required
19	Department of Animal Husbandry, U.P.	Animal Husbandry Officer	Level-10	18	SC-6 ST-10 Gen-2	Graduate in Animal Husbandry
20	West Bengal	Krishi Prayukt Sahayak	Level- 4	12	SC-1 Gen-11	12 <sup>th</sup> Pass
21	Agriculture Department (Administrative Wing), West Bengal	Assistant Director of Agriculture	Level-9	2	HI-2	MSc/ MSc Botany/MSc Chemistry
22	Animal Husbandry & Veterinary Services, ARD Department, West Bengal	Veterinary Officer	Level-9	14	SC-2 OBC-3 PwD-9	Degree in Veterinary Science
23	Govt. Quinine Factory, Mungpoo, WBGS, Darjeeling West Bengal	Assistant Quinologist	Level- 10	1	ST-1	Degree in Electrical Engineering from a recognized University or equivalent.

### III.MEDICAL (INCLUDING TEACHING)

1	South East Central Railway/Central Railway	Staff Nurse	Level-7	1	EWS-1	3 years course in General Nursing or B.Sc. (Nursing)
2	South East Central Railway/Central Railway	Health and Malaria Inspector Grade- III	Level-6	4	UR-2 PwBD-2	B.Sc. in Chemistry and 1 Year Diploma of Health/Sanitary Inspector.
3	Chief Workshop Manager, Harnaut East Central Railway, Nalanda, Bihar	Health & Malaria Inspector Grade-III	Level-6	1	-	-do-
4	Goa Medical College	Associate Professor in Nephrology	Level-11	1	-	Post Graduate degree or equivalent in the concerned super-speciality or equivalent and at least 4 years teaching/research experience.
5	Goa Medical College	Assistant Lecturer (Anesthesiology) (ICU)	Level-10	1	OBC	A recognised Medical qualification in the concerned super-speciality or equivalent.
6	Goa Medical College	Professor in Pediatric Surgery	Level-13	1	-	(Essential) A recognized medical qualification in the concerned super-speciality or equivalent. (ii) At least 10 years teaching or research experience.

Sl. No.	Name of the Employer	Designation of the posts	Pay Level	No. of posts	Reservation if any	Qualification and experience required
7	Goa Medical College	Lecturer in Pediatric Surgery	Level-11	1	-	(i) A recognized medical qualification in the concerned super-speciality or equivalent. (ii) At least 3 years' teaching experience in the concerned speciality. (iii) Knowledge of Konkani.
8	Goa Dental College & Hospital	Lecturer in Pedodontics and Preventive Dentistry	Level-10	1	SC	(i) Post-Graduate qualification in Dentistry i.e. Master of Dental Surgery in concerned speciality/subject from a recognized institution or equivalent. (ii) Knowledge of Konkani.
9	Goa Dental College & Hospital	Lecturer in Prosthodontics & Crown & Bridge	Level-10	1	OBC	-do-
10	Directorate of Health Services	Junior Pediatrician (with specialization in Developmental & Behavioural Pediatrics)	Level-10	1	PH (Blindness or Low Vision Disability)-1	(i) Post Graduate Degree in Pediatrics and Specialization in Development and Behavioural Pediatrics and minimum one year experience. (ii) Knowledge of Konkani.
11	Principal Secretary to Govt. Of Haryana, Labour Department Chandigarh	Medical Officer ESI Labour Department	Level-10	16	SC-ESM-4 BCA-DESM/ESM-1 BCA-BCBESM-03 PH (O)-8	Graduate in Medicine & Surgery and should have Hindi/Sanskrit at Matric Standard
12	Goa Medical College	Lecturer in Orthopedic Surgery	Level-11	1	-	(i) A recognised post-graduate medical qualification in the specialty concerned or equivalent and at least 3 years' teaching experience in the concerned specialty as Senior Resident/ Registrar (ii) Knowledge of Konkani.
13	Education Department, Government of Sikkim,	Associate Professor in Pharmacology, Pharmaceutics, Pharmaceutical Chemistry/ Pharmaceutical Analysis, Pharmacognosy	Level-13	4	-	First Class Master Degree in Pharmacy in appropriate branch of specialized qualifications recognized by PCI and registration as a pharmacist under the Pharmacy Act, 1948, as amended from time to time and 03 years of regular service as Assistant Professor

Sl. No.	Name of the Employer	Designation of the posts	Pay Level	No. of posts	Reservation if any	Qualification and experience required
14	Education Department Government of Sikkim	Associate Professor in Pharmacology, Pharmaceutics, Pharmaceutical Chemistry,	Level-13	4	-	-do-
15	Education Department Government of Sikkim	Professor cum Principal	Level-13	1	-	(i) First Class Master's Degree in Pharmacy in appropriate branch of specialization in Pharmacy subject to vacancy OR Doctorate in Pharmacy in qualifications recognized by Pharmacy Council of India subject to vacancy. (ii) 15 years' experience in teaching.
16	Health Department	MHS Grade-IV (Medical Officer)	Level-10	2	OBC (TNB)	A recognised post-graduate medical qualification in the specialty concerned or equivalent
17	Hr. & Technical Education Department	Principals of Government college	Level-10	8	-	Post Graduate degree or equivalent in the concerned super-specialty or equivalent and at least 4 years teaching
18	Health and family Welfare	Lecturer (Professor) Samhita Sidhdhanta Class-I	Level-12	2	SEBC-01 ST-01	(i) M.D. (SAMHITA) (ii) At least 10 years teaching experience in Samhita or research experience in regular service in Research Councils of Central Government or State Government or Union territory or University or National Institutions with minimum five papers published in a recognised journal.
19	Health and family Welfare	Lecturer (Professor) RachnaSharir Class-I	Level-12	03	SEBC-01	(i) M.D. (RACHNA SHARIR) (ii) At least 10 years teaching experience (Senior Scale) (Reader) in Rachna Sharir or At least 10 years research experience in regular service with minimum five papers published in a recognised journal.



Sl. No.	Name of the Employer	Designation of the posts	Pay Level	No. of posts	Reservation if any	Qualification and experience required
20	Health and family Welfare	Lecturer (Professor) Kriya Sharir Class-I	Level-12	1	SEBC-1	(i) M.D. (KRIYA SHARIR) (ii) At least 5 years teaching experience as a Lecturer (Senior Scale) (Reader) in KriyaSharir or At least 10 years research experience in regular service with minimum five papers published in a recognised journal.
21	Health and family Welfare	Lecturer (Professor) Panchkarma Class-I	Level-12	2	SEBC-1	(i)M.D. (SAMHITA) At least 10 years teaching experience as a Lecturer (Senior Scale) (Reader) in Panchkarma or At least 10 years research experience in regular service with minimum five papers published in a recognised journal.
22	Health and family Welfare	Lecturer (Professor) Dravya Guna Class-I	Level-12	1	SEBC-1	M.D. (DRAVYA GUNA) At least 10 years teaching experience as a Lecturer (Senior Scale) (Reader) in Dravya Guna or At least 10 years research experience in regular service with minimum five papers published in a recognised journal.
23	Health and family Welfare	Lecturer (Professor) Rog Nidan & Vikriti Nidan Class-I	Level-12	1	SEBC-1	M.D. (ROG NIDAN & VIKRIT VIGYAN) At least 10 years teaching experience as a Lecturer (Senior Scale) (Reader) in Rog Nidan & Vikrit Vigyan or At least 10 years research experience five papers published in a recognised journal.
24	Health and family Welfare	Lecturer (Professor) Swasthavritta Class-I	Level-12	1	-	M.D. (SWASTHAVRITTA) At least 10 years teaching experience as a Lecturer (Senior Scale) (Reader) in Swasthavritta or At least 10 years research experience in regular service with minimum five papers published in a recognised journal.

Sl. No.	Name of the Employer	Designation of the posts	Pay Level	No. of posts	Reservation if any	Qualification and experience required
25	Health and family Welfare	Lecturer (Professor) Prasuti and Stri Rog Class-I	Level-12	3	SEBC-1	M.D./M.S. (PRASUTI AND STRI ROG) At least 10 years teaching experience as a Lecturer (Senior Scale) (Reader) in Prasuti and Stri Rog or At least 10 years research experience in regular service with minimum five papers published in a recognised journal.
26	Health and family Welfare	Lecturer (Professor) Shalaky Tantra Class-I	Level-12	1	SEBC-1	M.D./M.S. (SHALAKYA TANTRA) At least 10 years teaching experience as a Lecturer (Senior Scale) (Reader) in Shalaky Tantra or At least 10 years research experience in regular service with minimum five papers published in a recognised journal.
27	Health and family Welfare	Lecturer (Professor) Shalya Tantra Class-I	Level-12	1	SEBC-1	M.D./M.S. (SHALYA TANTRA) At least 10 years teaching experience as a Lecturer (Senior Scale) (Reader) in Shalya Tantra or At least 10 years research experience in regular service with minimum five papers published in a recognised journal.
28	Health and family Welfare	Lecturer (Reader) Samhita Class-I	Level-11	1	ST-1	M.D. (SAMHITA) At least 5 years teaching experience in Samhita or At least 5 years research experience in regular service with minimum three papers published in a recognised journal.
29	Health and family Welfare	Lecturer (Reader) Rachna Sharir Class-I	Level-11	2	SEBC-1 ST-1	M.D. (RACHNA SHARIR) At least 5 years teaching experience in Rachna Sharir or At least 5 years research experience in regular service with minimum three papers published in a recognised journal.

Sl. No.	Name of the Employer	Designation of the posts	Pay Level	No. of posts	Reservation if any	Qualification and experience required
30	Health and family Welfare	Lecturer (Reader) Kriya Sharir Class-I	Level-11	2	SEBC-1 ST-1	M.D. (KRIYA SHARIR) At least 5 years teaching experience in KriyaSharir or At least 5 years research experience in regular service with minimum three papers published in a recognised journal.
31	Health and family Welfare	Lecturer (Reader) Dravya Guna Class-I	Level-11	1	SEBC-1	M.D. (DRAVYA GUNA) At least 5 years teaching experience in Dravya Guna or At least 5 years research experience with minimum three papers published in a recognised journal.
32	Health and family Welfare	Lecturer (Reader) Agad Tantra & Vidhi Vaidhayak Class-I	Level-11	1	SEBC-1	M.D. (AGAD TANTRA & VIDHI AYURVED) At least 5 years teaching experience in Agad Tantra & Vidhi Ayurved or At least 5 years research experience with minimum three papers published in a recognised journal.
33	Health and family Welfare	Lecturer (Reader) Shalaky Tantra Class-I	Level-11	1	SEBC-1	M.D./M.S. (SHALAKYA TANTRA) At least 5 years teaching experience in Shalaky Tantra or At least 5 years research experience in regular service with minimum three papers published in a recognised journal.
34	Health and family Welfare	Lecturer (Reader) Shalya Tantra Class-I	Level-11	1	SEBC-1	M.D./M.S. (SHALYA TANTRA) At least 5 years teaching experience in Shalya Tantra or At least 5 years research experience in regular service with minimum three papers published in a recognised journal.

Sl. No.	Name of the Employer	Designation of the posts	Pay Level	No. of posts	Reservation if any	Qualification and experience required
35	Health and family Welfare	Lecturer (Reader) Kaumarya Bhrutya Class-I	Level-11	01	SEBC-01	M.D./M.S. (KAUMARYA BHARITYA) At least 5 years teaching experience in Kumar Bharitya or At least 5 years research experience in regular service with minimum three papers published in a recognised journal.
36	Health and family Welfare	Pediatrician, (Specialist Services) Class-I	Level-11	145	Gen-73 SEBC-44 SC-8 ST-20	M.D. (Pediatrics) or Diploma of National Board or Post Graduate Diploma in Pediatrics.
37	Health and family Welfare	Microbiologist, (Specialist Services) Class-I	Level-11	18	Gen-7 SEBC-6 SC-1 ST-4	M.D. (Microbiologist) or Diploma of National Board or Post Graduate Diploma in Microbiology
38	Health and family Welfare	Radiologist, (Specialist Services) Class- I	Level-11	49	Gen-27 SEBC-6 SC-9 ST-7	M.D. in Radio Diagnosis or Radiology or Diploma of National Board or Post Graduate Diploma in Radiology
39	Health and family Welfare	ENT Surgeon, (Specialist Services), Class -I	Level-11	24	Gen-10 EWS-2 SEBC-8 ST-4	M.D. in Oto –rhino-laryngology or Diploma of National Board or Post Graduate Diploma in Oto – rhino-laryngology.
40	Medical Education Pt. Jawahar Lal Nehru Govt. Medical College Chamba	Assistant Professor (General Medicine) Class-I	Level-13	1	UR-1	A recognized medical qualification PG degree in the concerned specialty and at least 3 years teaching experience as Lecturer / Registrar / Demonstrator/ Resident.
41	Medical Education Pt. Jawahar Lal Nehru Govt. Medical College Chamba	Assistant Professor (General Surgery) Class-I	Level-13	1	UR-1	-do-
42	Medical Education Pt. Jawahar Lal Nehru Govt. Medical College Chamba	Assistant Professor (Anesthesiology) Class-I	Level-13	1	UR-1	-do-
43	Department of Health, Bihar	Professor	Level-13	1	SC-1	Post Graduate

Sl. No.	Name of the Employer	Designation of the posts	Pay Level	No. of posts	Reservation if any	Qualification and experience required
44	Department of Botany, Bihar	Professor (Botany)	Level- 13	32	SC-2 OBC-16	Post Graduate in Botany/Physics/Chemistry.
45	Department of Health, Bihar	Dentist	Level 11	6	SC-2	BDS
46	Animal and Fisheries Department, Bihar	Visiting Veterinary Officer	Level 10	323	SC-140 OBC-136	Graduate in Veterinary Science
47	Government Ayurvedic College & Hospital, Bihar	Professor	Level 10	2	SC-1 OBC-1	Post Graduate in Ayurveda
48	Government Ayurvedic College of Pathology, Bihar	Professor (Dermatology)	Level 13A	3	SC-2 OBC-1	MBBS
49	Department of Health, Bihar	Professor (General Surgery)	Level 12	3	SC-1 OBC-2	MD/MS general surgery
50	Department of Health, Bihar	Professor (Body composition)	Level 12	7	SC-2 ST-2 OBC-2	MD/MS Body composition
51	Department of Health, Bihar	Professor in Obstetrics &Gynaecology	Level 12	3	SC-2 OBC-1	MD/MS Obstetrics &Gynecology
52	Department of Health, Bihar	Professor in Sanskrit Samhita and Fundamental Principles	Level 12	6	SC-2 ST-2 OBC-2	Ph.D. in Sanskrit
53	Department of Health, Bihar	Professor (Body composition)	Level 11	5	SC-1 ST-1 OBC-2	Ph.D. (Body composition)
54	Department of Health, Bihar	Professor Physiotherapy	Level 11	6	SC-2 ST-2 OBC-2	MD/MS in Physiotherapy
55	Department of Health, Bihar	Professor Surgery	Level 11	2	SC-1 OBC-1	MBBS
56	Department of Animal Husbandry, U.P.	Associate Professor (General Medicine)	Level 12	2	-	MD Microbiology
57	Department of Allopathic Education, U.P.	Professor in Bio-chemistry	Level 11	3	-	MD Bio-chemistry
58	Department of Allopathic Education, U.P.	Professor in Pathology	Level 11	3	-	MD in Pathology

Sl. No.	Name of the Employer	Designation of the posts	Pay Level	No. of posts	Reservation if any	Qualification and experience required
59	Department of Allopathic Education, U.P.	Professor in Medicine	Level 11	02	-	MD/MS
60	Department of Allopathic Education, U.P.	Professor in Community Medicine	Level 11	01		MBBS/MD
61	Department of Allopathic Education, U.P.	Medical Officer	Level 10	578	SC-336 ST-47 OBC-195	MBBS/MD
62	Department of Health and Family Welfare, Chhattisgarh	Medical Officer (Ayurvedic)	Level 10	03	-	BAMS (Bachelor of Ayurvedic Medicine & Surgery)
63	Health & Family Welfare Department, Odisha	Medical Officer, (Assistant Surgeon)	Level 13	1012	SC-80 ST-81 OBC-98	MBBS
64	Fisheries & ARD Department, Odisha	Veterinary Assistant Surgeon (Special Drive)	Level 13	82	ST-82	MBBS
65	Odisha Public Service Commission	Associate Professor in Psychiatry	Level 11	01	-	Ph.D. in Psychiatry
66	Odisha Public Service Commission	Psychiatric Social Worker	Level 6	13	SC-02 ST-03 OBC-02	(i) Master Degree in Sociology or Social Work; (ii) M. Phil in Psychiatric Social Work.
67	Forensic Science Laboratory, West Bengal	Sr. Scientific Officer	Level 10	37	-	MSc. Chemistry
68	WBESIMS, West Bengal	Medical Officer	Level 10	47	SC-04 ST-20 OBC-14 PwD-09	MBBS/MD
69	WBESIMS, West Bengal	Medical Officer	Level 10	28	SC-11 ST-01 OBC-13 PwD-03	MBBS/MD
70	Public Health Department, MMHS, Maharashtra	Medical Officer (E.N.T.), Gr-A	Level 10	2	ST-1 OBC(F)-1	MBBS/MD
71	Public Health Department, MMHS, Maharashtra	Anesthetist, Gr-A	Level 10	4	SC-1 OBC-2 OBC(F)-1	Diploma in Anesthesia

Sl. No.	Name of the Employer	Designation of the posts	Pay Level	No. of posts	Reservation if any	Qualification and experience required
<b>IV. TEACHING (ARTS, SCIENCE &amp; COMMERCE)</b>						
1	College Education Department, Jaipur	Lecturer- Home Management	Level-10	2	SC-1 ST-1	Ph. D. & NET Qualified
2	Directorate of Higher Education	Assistant Professor in Harmonium	Level-10	1	-	(i) 55% or equivalent grade at PG in relevant subject or equivalent degree from a foreign University. (ii)(NET)/(SET) compulsory, Ph. D. holders exempted from NET/SET Knowledge of Konkani.
3	Goa College of Art	Assistant Professor in Fine Art (Applied Art)	Level-10	2	OBC-1	P.G. in Fine Art (Applied Art) or equivalent with First Class or equivalent and Knowledge of Konkani.
4	Directorate of Education	Assistant Director of Education	Level-12	1	PH (Orthopedically Handicapped-One Leg/One Arm)	(i) At least 2nd Class Master's Degree in relevant subject or equivalent. (ii) Degree in Teaching/Education or equivalent. (iii) 10 years teaching experience including at least 3 years in administrative capacity. (iv) Knowledge of Konkani.
5	Elementary Education Department., Govt. of Assam	Lecturer in Assamese (DIET)	Level-11	12	ST(H)-1	Master Degree with 55% including Degree/Diploma in Teacher Education.
6	Elementary Education Deptt., Govt. of Assam	Lecturer in Mathematics (DIET)	Level-11	11	ST(H)-1	-do-
7	Elementary Education Deptt., Govt. of Assam	Lecturer in Art Education (DIET)	Level-11	11	ST(H)-1	-do-
8	Elementary Education Deptt., Govt. of Assam	Lecturer in Education Technology (DIET)	Level-11	5	ST(P)-1	-do-
9	Elementary Education Deptt., Govt. of Assam	Lecturer in Bengali (DIET)	Level-11	1	-	1.Master Degree in the concerned subject with 55% marks. 2. M.Ed. with 55% marks, 3. 5 years teaching education,

Sl. No.	Name of the Employer	Designation of the posts	Pay Level	No. of posts	Reservation if any	Qualification and experience required
10	Elementary Education Deptt., Govt. of Assam	Lecturer in Bodo (DIET)	Level-13	1	-	-do-
11	Secondary Education Deptt., Govt. of Assam	PGT, Chemistry	Level-9	1	ST(H)-1	-do-
12	Secondary Education Deptt. Govt. of Assam	PGT, English	Level-9	1	ST(H)-1	-do-
13	Secondary Education Deptt. Govt. of Assam	PGT, Hindi	Level-9	4	OBC/MOBC-2 SC-1 ST(P)-1	-do-
14	Secondary Education Deptt. Govt. of Assam	PGT, History	Level-9	1	ST(P)-1	-do-
15	Secondary Education Deptt. Govt. of Assam	PGT, Home Science	Level-9	1	OBC-1	-do-
16	Secondary Education Deptt. Govt. of Assam	PGT, Mathematics	Level-9	1	ST(P)-1	-do-
17	Secondary Education Deptt. Govt. of Assam	PGT, Physics	Level-9	2	OBC/MOBC-1 ST(P)-1	-do-
18	Secondary Education Deptt. Govt. of Assam	PGT, Sanskrit	Level-9	1	ST(P)	-do-
19	Department of Higher Education	Assistant Professor (Botany)	Level-12	4	1Gen/BA-1 SC/BA-1 ST-2	Master Degree in the concerned subject with 55% marks Nine years of experience as Assistant Professor.
20	Department of Higher Education	Assistant Professor (Commerce)	Level-12	6	Gen/OA-1 SC/PB-1 OBC/OA-1 ST-3	-do-
21	Department of Higher Education	Assistant Professor (Mathematics)	Level-12	14	Gen/BA-1 SC-9 ST-4	-do-
22	Department of Higher Education	Assistant Professor (Army Science)	Level-12	2	SC-2	-do-
23	Department of Higher Education	Assistant Professor (Physics)	Level-12	6	SC-5 ST-1	-do-



Sl. No.	Name of the Employer	Designation of the posts	Pay Level	No. of posts	Reservation if any	Qualification and experience required
24	Department of Higher Education	Assistant Professor (Organic Chemistry)	Level-12	5	SC-3 ST-2	-do-
25	Department of Higher Education	Assistant Professor (Inorganic Chemistry)	Level-12	9	Gen-1 SC-5 ST-1 OBC-2	-do-
26	Department of Higher Education	Assistant Professor (English)	Level-12	33	SC-13 ST-5 OBC-15	-do-
27	Department of Higher Education HP	Assistant Professor (CC) Music Instrumental	Level-11	12	Gen.Ex.SM -5 Gen.Wf FF -1 OBC/H.P.- 4 PWD/BLV-1 PWD/VI/SC-1	Master's degree in the relevant subject or an equivalent and NET/ SLET shall remain the minimum eligibility condition for recruitment.
28	Department of Higher Education HP	Assistant Professor (CC) History	Level-10	14	Gen.Ex.SM-8 Gen. Ward F1 SC Ex.SM-1 SC WFF-1 ST Ex.SM-1 PWD VI(UR)1 PWDPH(SC)1	-do-
29	Department of Higher Education HP	Assistant Professor (CC) English	Level-10	22	Gen. Ex. SM-5 Gen.Ex.SM -5 SC of H.P.- 2 SC Ex.SM -1 ST EX.SM- 1 ST Ex.SM-1 OBC H.P.-3 OBC WFF-1 PWD VI(UR)1 PWD HI SC 1 PWD PH UR1	-do-
30	Department of Higher Education HP	Assistant Professor (CC) Physics	Level-10	22	GenEx.SM-15 Gen.WFF-1 SC Ex.SM-2 SC WFF-1 ST Ex.SM-1 PWD HI UR-1 PWS PH SC-1	-do-
31	Department of Higher Education HP	Assistant Professor (CC) Political Science	Level-10	19	Gen. Ex.SM 12 Ex.SM=01 Gen. WFF- 1 SC WFF- 1 ST Ex.SM - 1 OBC H.P.-1 PWD (HI)SC1 PWD SC PH1	-do-

Sl. No.	Name of the Employer	Designation of the posts	Pay Level	No. of posts	Reservation if any	Qualification and experience required
32	Department of Higher Education HP	Assistant Professor (CC) Education	Level-10	2	Gen. Ex.SM-2	Master's degree in the relevant subject or an equivalent and NET/ SLET shall remain the minimum eligibility condition for recruitment.
33	Department of Higher Education HP	Assistant Professor (CC) Hindi	Level-10	18	Gen.Ex.SM 10 Gen. Ex.SM-2 Gen. FF -2 SC Ex.SM- 1 SC Ex.SM -1 SC WFF-1 PWD PH SC-1	-do-
34	Department of Higher Education HP	Assistant Professor (CC) Commerce	Level-10	28	Gen Ex.SM=17 Gen Ex.SM-1 Gen WFF-1 SC EX.SM-4 SC EX.SM-1 SC WFF-1 OBC Ex.SM-1 OBC WFF-1 PWDSC(HI)-1	-do-
35	Department of Higher Education HP	Assistant Professor (CC) Mathematics	Level-10	30	Gen. Ex.SM-5 Gen. Ex.SM 10 SC H.P.- 2 SC EX. SM-2 SC Ex.SM-1 SC WFF -1 ST Ex SM-1 OBC H.P.-2 PWD VIUR1 PWD VI (SC)1 PWD HI/UR2 PWD PH/UR1 PWD PH/SC1	-do-
36	Department of Higher Education HP	Assistant Professor (CC) Sociology	Level-10	07	Gen. Ex.SM-3 Gen. FF-1 OBC H.P.-1 PWD PHUR-1 PWD PHSC-1	-do-
37	Department of Higher Education HP	Assistant Professor (CC) Zoology	Level-10	14	Gen. Ex.SM-9 Gen. FF-1 SC Ex.SM -1 ST Ex.SM-1 PWD PH UR2	-do-
38	Department of Higher Education HP	Assistant Professor (CC) Geography	Level-10	5	Gen. Ex.SM-3 Gen. WFF -1 OBC Ex.SM -1	-do-

Sl. No.	Name of the Employer	Designation of the posts	Pay Level	No. of posts	Reservation if any	Qualification and experience required
39	Department of Higher Education HP	Assistant Professor (CC) Journalism & Mass Communication	Level-10	1	Gen Ward of Ex.SM-1	Master's degree in the relevant subject or an equivalent and NET/ SLET shall remain the minimum eligibility condition for recruitment.
40	Department of Higher Education HP	Assistant Professor (CC) Botany	Level-10	17	Gen. Ex.SM 10 SC Ex.SM-2 SC WFF-1 ST Ex.SM-1 PWD HI SC-1 PWD HI UR-2	-do-
41	Department of Higher Education HP	Assistant Professor (CC) Computer Applications	Level-10	9	Gen.Ex. SM-4 Gen. Ex.SM-2 PWD PH(SC-1 OBC of H.P.-2	-do-
42	Department of Higher Education HP	Assistant Professor (CC) Chemistry	Level-10	21	Gen. Ex.SM-15 SC Ex.SM--2 SC WFF- 1 ST Ex.SM- 1 PWD HI(UR)1 PWD HI(SC)1	-do-
43	Department of Higher Education HP	Assistant Professor (CC) Sanskrit	Level-10	5	Gen. Ex. SM H.P.-3 PWD VISC-1 PWD VI(UR)1	-do-
44	Department of Higher Education HP	Assistant Professor (CC) Economics	Level-10	3	Gen. Ex.SM-3	-do-
45	Department Of Higher Education HP	Assistant Professor (CC) Music Vocal	Level-10	9	Gen. EX.SM-4 Gen. WFF-1 ST-1 OBC-3	-do-
46	Department of Higher Education HP	Assistant Professor (CC) Tour & Travel	Level-10	3	Gen. EX.SM-2 OBC of H.P.-1	-do-
47	Department of Higher Education HP	Assistant Professor (CC) Physical Education,	Level-10	7	Gen.Ex.SM-6 PWD HI SC-1	-do-
48	Ministry of Water Resources, RD&GR, Narmada Basin Organization Central Water Commission Bhopal,(M.P.)	Senior Research Assistant	Level-7	1	UR(PH/HH)-1	Post Graduate Degree in Chemistry.

Sl. No.	Name of the Employer	Designation of the posts	Pay Level	No. of posts	Reservation if any	Qualification and experience required
49	Goa College of Architecture	Associate Professor in Architecture	Level-13	1	OBC-1	(i) Master's Degree in Architecture (ii) Ph.D. in appropriate discipline. (iii) Minimum of 5 years' experience in Teaching/Research Industry. (iv) Knowledge of Konkani.
50	Goa College of Architecture	Assistant Professor in Architecture	Level-10	1	ST-1	(i) Master's Degree in Architecture. (ii) Knowledge of Konkani.
51	ACS, Higher Education	Assistant College Cadre (Commerce)	Level-10	4	SC-ESM-1 EPS-3	Master's degree in the relevant subject or an equivalent and NET/ SLET shall remain the minimum eligibility condition for recruitment.
52	ACS, Higher Education	Assistant College Cadre(Math)	Level-10	2	ESP	-do-
53	ACS, Higher Education	Assistant College Cadre(Hindi)	Level-10	1	ESP	-do-
54	ACS, Higher Education	Assistant College Cadre(Geography)	Level-10	1	ESP	-do-
55	ACS, Higher Education	Assistant College Cadre (English)	Level-10	3	ESP	-do-
56	Department of Technical Education & Industrial Training	Lecturer Electronics & Communication Engineering	Level-10	15	8	Graduate or equivalent in relevant subject
57	Same as above	Lecturer Mechanical Engineering	Level-10	22	6	-do-
58	Same as above	Lecturer Electrical Engineering	Level-10	15	7	-do-
59	Same as above	Lecturer Civil Engineering	Level-10	11	7	-do-
60	Same as above	Lecturer Computer Engineering	Level-10	10	4	-do-
61	Same as above	Lecturer Garment Manufacturing	Level-10	1	1	-do-
62	Same as above	Lecturer Chemistry Engineering	Level-10	3	2	-do-
63	Same as above	Programmer	Level-10	4	2	-do-

Sl. No.	Name of the Employer	Designation of the posts	Pay Level	No. of posts	Reservation if any	Qualification and experience required
64	Department of Technical Education & Industrial Training	Lecturer Medical Lab Technology	Level-10	2	2	Graduate or equivalent in relevant subject
65	Same as above	Lecturer Math's	Level-10	5	2	-do-
66	Same as above	Lecturer English	Level-10	6	2	-do-
67	Same as above	Lecturer Physics	Level-10	11	4	-do-
68	Same as above	Sister Tutor	Level-10	82	42	-do-
69	Department of Science and Technology, Bihar	Professor (Chemistry)	level 10	1	SC-1	Post Graduate in Chemistry
70	Directorate of Higher Education, Bihar	Principal (Home Science)	level 10	4	OBC-4	Post Graduate Home Science
71	Department of Forest, Patna, Bihar	Deputy Conservator of Forest	Level 7	1	SC-1	Graduate in Science or Engineering
72	Department of Science and Technology, Bihar	Lecturer (Mathematics)	Level 10	2	SC-2	Post Graduate in Mathematics
73	Same as above	Lecturer (Physics)	Level 10	3	SC-3	Post Graduate in Physics
74	Same as above	Lecturer	Level 11	6	SC-02 OBC-04	Post Graduate in relevant subject
75	Department of Higher Education, Chhattisgarh	Professor (English)	Level 11	82	-	-do-
76	Same as above	Professor (Physics)	Level 11	31	-	-do-
77	Same as above	Professor (Political Science)	Level 11	11	-	-do-
78	Same as above	Professor (Commerce)	Level 11	82	-	-do-
79	Same as above	Professor (Chemistry)	Level 11	40	-	-do-
80	Same as above	Professor (History)	Level 11	12	-	-do-
81	Same as above	Professor (Botany)	Level 11	76	-	-do-
82	Same as above	Professor (Zoology)	Level 11	40	-	-do-
83	Same as above	Professor (Geography)	Level 11	10	-	Post Graduate in relevant subject
84	Same as above	Assistant Professor (Economics)	Level 11	1	-	-do-

Sl. No.	Name of the Employer	Designation of the posts	Pay Level	No. of posts	Reservation if any	Qualification and experience required
85	Department of Higher Education, Chhattisgarh	Assistant Professor (English)	Level 11	4	-	-do-
86	Same as above	Assistant Professor (Geography)	Level 11	1	-	-do-
87	Same as above	Assistant Professor (Chemistry)	Level 11	22	-	-do-
88	Department of Higher Education, Govt. College of Arts & Crafts, Kolkata, West Bengal	Assistant Professor (Computer Science)	Level 11	2	ST-01 PwD-01	First class Bachelor's degree in Computer Science & Engineering or Technology from a recognized University or Institute, or its equivalent.
89	Same as above	Assistant Professor (Commerce)	Level 11	1	PwD-1	Post Graduate in relevant subject
90	Same as above	Assistant Professor (Political Science)	Level 11	2	OBC-1 PwD-1	-do-
91	Same as above	Assistant Professor (Graphic Design)	Level 11	1	UR-1	BFA/MFA degree in Graphic Design
92	Same as above	Assistant Professor (Wood Work & Furniture Design)	Level 11	1	SC-1	MFA degree in Visual Art
93	Same as above	Assistant Professor (History & Arts)	Level 11	1	ST-1	Post Graduate in relevant subject
94	Same as above	Assistant Professor (Drawing & Painting)	Level 11	1	ST-1	MFA degree in Visual Art
95	Same as above	Assistant Professor (Nepali)	Level 11	2	ST-2	Post Graduate in relevant subject
96	Same as above	Assistant Professor (Drawing & Painting)	Level 11	2	OBC-1 PwD-1	BFA degree
97	Same as above	Assistant Professor (Philosophy)	Level 11	1	PwD-1	Post Graduate in relevant subject
98	Same as above	Assistant Professor (Anthropology)	Level 11	2	ST-1 OBC-1	-do-
99	Department of Higher Education, College in the WBES, West Bengal	Assistant Professor (Sociology)	Level 11	4	SC-2 OBC-2	-do-
100	Same as above	Assistant Professor (Philosophy)	Level 11	1	PwD-1	-do-

Sl. No.	Name of the Employer	Designation of the posts	Pay Level	No. of posts	Reservation if any	Qualification and experience required
101	General Degree College in the WBES, West Bengal	Assistant Professor (Santhali)	Level 11	2	SC-2	-do-
102	Same as above	Assistant Professor (Bengali)	Level 11	3	ST-2 PwD-1	-do-
103	Govt. Polytechnic in the WBGS, West Bengal	Lecturer (Humanity)	Level 10	1	SC-1	-do-
104	Govt. Polytechnic in the WBGS, West Bengal	Lecturer (Survey Engineering)	Level 10	1	PwD-1	First class Bachelor's degree in Survey Engineering or in Architecture or Civil Engineering or Mining Engineering with Survey Engineering as elective or compulsory subject from a recognized University or Institute, or its equivalent.
105	Govt. Polytechnic in the WBGS, West Bengal	Lecturer (Civil Engineer)	Level 10	2	ST-1 OBC-1	First class Bachelor's degree in Civil Engineering from a recognized University or Institute, or its equivalent.
106	Govt. Polytechnic in the WBGS, West Bengal	Lecturer (Mechanical Engineering)	Level 10	1	PwD-1	First class Bachelor's degree in Mechanical Engineering from a recognized University or Institute, or its equivalent.
107	Govt. Polytechnic in the WBGS, West Bengal	Lecturer (Survey Engineering)	Level 10	1	PwD-1	First class Bachelor's degree in Survey Engineering or in Architecture or Civil Engineering or Mining Engineering with Survey Engineering as elective or compulsory subject from a recognized University or Institute, or its equivalent.
108	Govt. Polytechnic in the WBGS, West Bengal	Lecturer (Medical Laboratory Technology)	Level 10	1	ST-1	First class Bachelor's degree in Medical Laboratory Technology or Electronics & Instrumentation Engineering or Technology or Bio-Medical Engineering from a recognised University or Institute, or its equivalent.
109	Govt. Polytechnic in the WBGS, West Bengal	Lecturer (Mining Engineering)	Level 10	1	ST-1	First class Bachelor's degree in Mining Engineering from a recognised University or Institute, or its equivalent.

Sl. No.	Name of the Employer	Designation of the posts	Pay Level	No. of posts	Reservation if any	Qualification and experience required
110	Govt. Polytechnic in the WBGS, West Bengal	Lecturer (Automobile Engineering)	Level 10	6	ST-2 OBC-3 PwD-1	First class Bachelor's degree in Automobile Engineering from a recognized University or Institute, or its equivalent.
111	Higher & Technical Education Department, Travels & Tourism, Government Polytechnic, MPTS, Maharashtra	Head of the Department, Gr-A	Level 10	1	SC-1	Post Graduate Diploma in Travels & Tourism or Degree in Travels & Tourism.
112	Same as above	Lecturer (Electrical Engineering), Gr-A	Level 10	5	ST-5	B.E./ M.E. in Electrical Engineering
113	Same as above	Professor (Micro-biology), Gr-A	Level 11	1	SC-1	Post Graduate in relevant subject
114	Same as above	Associate Professor (Bio-chemistry), Gr-A	Level 10	1	ST-1	-do-
115	Same as above	Associate Professor (Bio-technology), Gr-A	Level 10	1	ST-1	-do-
116	Same as above	Professor (Chemistry), Gr-A	Level 11	4	ST-1 DT(A)-1 OBC-2	-do-
117	Same as above	Professor (Mathematics), Gr-A	Level 11	2	SC-1 Open-1(F)	-do-
118	Same as above	Associate Professor (Botany), Gr-A	Level 10	3	ST-1 DT(A)-1 Open(F)-1	-do-
119	Same as above	Associate Professor (Chemistry), Gr-A	Level 10	5	SC-1 ST-1 DT(A)-1 NT(B)-1 Divyang-1	-do-
120	Same as above	Associate Professor (Physics), Gr-A	Level 10	6	SC-1 ST-1 DT(A)-1 Divyang-1 Open(F)-2	-do-



Sl. No.	Name of the Employer	Designation of the posts	Pay Level	No. of posts	Reservation if any	Qualification and experience required
121	Same as above	Professor (Physics), Gr-A	Level 11	5	SC-1 ST-1 DT(A)-1 OBC-1 Divyang-1	-do-
122	Same as above	Associate Professor (Mathematics)Gr-A	Level 10	2	SC-1(backlog) ST-1(backlog)	-do-
123	Same as above	Head of the Department, (Chemical Engineering)Gr-A	Level 11	2	SC-1 ST-1	Engineering Degree in Chemical Engineering
124	Same as above	Head of the Department, (Printing Technology)Gr-A	Level 11	1	SC-1	Degree/ Diploma in Printing Technology
125	Same as above	Lecturer (Dress Designing & Garment Manufacturing), Gr-A	Level 10	18	SC-2 ST-3 OBC-6 DT(A)-1 NT(B)-1 NT(C)-1 NT(D)-1 SBC-1 Open(F)-1 NT(C)(F)-1	Degree or Diploma in Garment Manufacturing Technology
126	Same as above	Professor (Bio-chemistry), Gr-A	Level- 11	1	-	Post Graduate in relevant subject
127	Same as above	Associate Professor (Economics) Gr-A	Level 10	2	SC-1 UR-1	-do-
128	Same as above	Professor (English), Gr-A	Level 11	1	-	-do-
129	Same as above	Professor (History)Gr-A	Level 11	1	-	-do-
130	Same as above	Professor (Biology) Gr.-A	Level 11	3	Open-1, Open(F)-1 SC-1	-do-
131	Same as above	Associate Professor (Statistics) Gr-A	Level 10	2	SC-1	-do-
132	Same as above	Associate Professor (Marathi) Gr-A	Level 10	1	-	-do-
133	Same as above	Professor (Geography) Gr-A	Level 11	1	-	-do-
134	Same as above	Professor (Economics Gr-A	Level 11	1	-	-do-

Sl. No.	Name of the Employer	Designation of the posts	Pay Level	No. of posts	Reservation if any	Qualification and experience required
135	Same as above	Associate Professor (Micro-biology)	Level 10	2	SC-1 ST-1	-do-
136	Same as above	Associate Professor (English)	Level 10	1	SC-1	-do-
<b>V. LAW (INCLUDING TEACHING)</b>						
1	Directorate of Prosecution	Assistant Public Prosecutor	Level-10	1	CFF	Degree in Law or any equivalent with 2 years' Experience as an Advocate Knowledge of Konkani
2	Department of Personnel (Secretariat Administrative Services) H.P. Secretariat	Law Officer (English) Class-II (Gazetted) (on Contract basis)	Level-9	1	UR Ex-SM	Degree in Law or any equivalent with 5 years' Experience as an Advocate
3	Administration of Justice Department Haryana	ADA Prosecution Department	Level-9	4	-	Graduate Degree in Law and Hindi Up to Matric
4	Planetary Reserve, Patna, Bihar	Senior Scientific Officer	Level 8	1	OBC-1	Post Graduate in Law
5	West Bengal Judicial Service	West Bengal Judicial Service	Level 12	1	PH-1	Post Graduate in Law
<b>VI. MISCELLANEOUS</b>						
1	RRB, GUWAHATI	CEN -02/2019 Extension Educator	Level- 6	4	UR-2, SC-1, OBC-1	Graduation in Sociology or Social Work or Community Education disciplines with 2 years and Diploma in Health Education.
2	RRB, Siliguri	Assistant Loco Pilot	Level-2	16	ST	Matriculation/SSLC plus ITI from in the trade of Armatures and Coil Winder or equivalent or 3 years diploma in Mechanical or Electrical or Electronics or Automobile Engineering or equivalent.
3	RRB, Siliguri	Technician Gr.III Carpenter	Level-2	21	SC, ST & OBC	Matriculation/SSLC plus ITI in the trade of Carpenter/Furniture and cabinet maker.

Sl. No.	Name of the Employer	Designation of the posts	Pay Level	No. of posts	Reservation if any	Qualification and experience required
4	RRB, Siliguri	Technician Gr.III C & W (Mech.)	Level-2	2	ST	Matriculation/SSLC plus ITI in the trade of Fitter/Carpenter/Welder/Plumber/Pipe fitter.
5	RRB, Siliguri	Technician Gr.III Fitter (Electrical)	Level-2	2	ST	-do-
6	RRB, Siliguri	Technician Gr.III Fitter (Engg.)	Level-2	5	ST	-do-
7	RRB Siliguri	Technician Gr.III Mason (Engg.)	Level-2	14	SC, ST & OBC	Matriculation/SSLC plus ITI in the trade of Mason (Building Constructor).
8	RRB Siliguri	Technician Gr.III Motor Vehicle Driver cum Mechanic	Level-2	6	SC & OBC	Matriculation/SSLC plus ITI in the trade of Mechanic Motor Vehicle/ Driver cum fitter/ Driver cum Mechanic (Light Motor Vehicle).
9	RRB Siliguri	Technician Gr.III Painter (Engg.)	Level-2	10	SC & OBC	Matriculation/SSLC plus ITI in the trade of Painter General/Domestic Painter/ Industrial Painter.
10	RRB Siliguri	Technician Gr.III Pump Operator (Engg.)	Level-2	9	SC, ST & OBC	Matriculation/SSLC plus ITI in the trade of Pump Operator cum Mechanic/Utility Operator.
11	RRB Siliguri	Technician Gr.III Welder (Engg.)	Level-2	16	SC, ST & OBC	Matriculation/SSLC plus ITI in the trade of Welder or Gas & Electric Gas cutter or Structural Welder.
12	South East Central Railway/ Central Railway	Stenographer (English)	Level -4	40	SC-6, ST-3, OBC-11, EX/SM-4 VH-1	Matriculation plus speed of 80 W.P.M. in shorthand (English) for a duration of 10 minutes & transcription time 65 minutes.
13	South East Central Railway/ Central Railway	Technician Grade III Blacksmith	Level-2	15	UR-8, SC -2, ST-1, OBC-4	Matriculation/SSLC plus ITI in the trade of Welder/Welder (Gas & Electric/Gas cutter/Structural Welder.
14	South East Central Railway/ Central Railway	Technician Grade III Blacksmith	Level-2	3	UR-2, OBC-1	-do-
15	South East Central Railway/ Central Railway	Technician Grade III Carpenter	Level-2	11	UR-10, OBC-1 PwBD-3	-do-

Sl. No.	Name of the Employer	Designation of the posts	Pay Level	No. of posts	Reservation if any	Qualification and experience required
16	South East Central Railway/ Central Railway	Technician Grade III Carpenter	Level-2	3	UR-2, OBC-1	-do-
17	M/o Culture, Archaeological Survey of India, Guwahati Circle, Guwahati, Assam	Junior Conservation Assistant	Level-2	01	ST	Matriculation/SSLC plus ITI from recognized Institution in Civil Engineering.
18	Central Forensic Science Laboratory, Ministry of Home Affairs, Govt. of India, Chandigarh	Assistant Photographer	Level-2	1	OBC-1	Matriculation or equivalent and 1 year experience in photography/document photography and having Theoretical knowledge of photography and dark room work.
19	National Centre of Organic Farming, M/o Agriculture and Farmers Welfare Department of Agriculture, Cooperation and Farmers Welfare	Laboratory Assistant	Level-2	1	ST-1	12th with Science or Agriculture subjects and 3 Years' experience in Laboratory work.
20	Department of Agriculture and Cooperation, M/o Agriculture	Draughtsman Grade-III	Level-4	1	-	Two years Diploma in Draughtsman ship and 2 years' experience of routine tracing and map preparation from a recognized institute.
21	Central Ground Water Board, Ministry of Water Resources, River Development & Ganga Rejuvenation	Assistant Store Keeper	Level-2	2	UR(VH)-1 OBC (HH)-1	12th or equivalent and possessing knowledge of Hindi with 3 years' experience of maintaining store account.
22	National Commission for Minorities- a Statutory Body under Ministry of Minority Affairs.	Research Assistant	Level-6	2	-	Bachelor's Degree (Preferably Hons.) in Social Sciences or Law or Statistics with 2 years' experience of Research Assistant in Govt. Department or Organization.

Sl. No.	Name of the Employer	Designation of the posts	Pay Level	No. of posts	Reservation if any	Qualification and experience required
23	AFHQ/ISOs, MINISTRY OF DEFENCE	Data Entry Operator Grade-B	Level-5	14	OBC-3 ST-2	Bachelor's Degree in Mathematics/ Mathematical Statistics/Computer Science or equivalent.
24	O/o Director of General, Archaeological Survey of India, M/o Culture, Janpath, New Delhi	Junior Conservation Assistant	Level-2	2	SC-1 OBC(PH/OH /HH)- 1	10th and ITI Certificate in Civil Engineering.
25	Central Hindi Directorate M/o Human Resource Development, D/o Higher Education, R.K. Puram, New Delhi.	Assistant Research Officer for Regional Language	Level-7	7	OBC SC	Master's Degree in Regional Language with Hindi and English as compulsory or optional subjects at the Bachelor's level.
26	Ministry of Law and Justice, Legislative Department, Shastri Bhawan	Upper Division Clerk	Level-4	1	-	Degree in any subject with working Knowledge of Hindi and must be able to type in Hindi at a speed of 30 words per minute on computer.
27	Ministry of Human Resource Development, Department of Higher Education	Assistant Research Officer (Hindi) & Assistant Research Officer (Regional Language-Telugu).	Level-7	2	-	Master's degree in Hindi or Sanskrit with Hindi as an elective subject at bachelor's degreeMaster's Degree in the regional language with Hindi and English as compulsory or optional subjects at the Bachelor's degree.
28	O/o the Joint Secretary (Training) & Chief Administrative Officer, M/o Defence, New Delhi	Heraldic Assistant	Level-6	1	OH(OL/OA)	Master's Degree in History or equivalent and Sanskrit as a compulsory or elective subject at Degree Level OR Master's Degree in Sanskrit or equivalent and History as a compulsory or elective subject at Degree level 3 years research experience relating to Ancient History.
29	O/o the Central Reference Library, Alipore, Belvedere, Kolkata	Sub-Editor(Hindi)	Level-6	1	-	Degree in Librarianship or equivalent and 2 years' experience of work in big library and Language proficiency up to Matriculation in the language concerned (Hindi).

Sl. No.	Name of the Employer	Designation of the posts	Pay Level	No. of posts	Reservation if any	Qualification and experience required
30	O/o the Central Reference Library Alipore, Belvedere, Kolkata	Sub-Editor(Hindi)	Level-6	1	ST	-do-
31	Director Central Cattle Breeding Farm, Ministry of Agriculture & Farmers Welfare, Dhamrod Distt-Surat	Stockman	Level-4	1	-	Two years Diploma in Animal Science OR Veterinary Science or Animal Husbandry Or Dairying with 2 years' experience in livestock farming relating to supervision of feeding of livestock and maintenance of stock registers.
32	Director(WZ)O/o Development Commissioner for Handlooms Weavers Service Centre, Ministry of Textiles	Textile Designer	Level-6	1	-	Bachelor's Degree/Diploma in Textile Design or Fine Arts with Textile Designs with 2 years' experience as a designer.
33	Tamil Nadu Public Service Commission	Combined Civil Services Examination-II	Level-6	6	SC(Blind)-1 SC(Deaf)-4 SC/A(Ortho)-1	Graduation in any subject
34	Tamil Nadu Public Service Commission	Typist Combined Civil Service Examinations-IV	Level-2	4	SC(Blind)-2 SC(M) -2	SSLC, Typewriting both senior
35	Tamil Nadu Public Service Commission	Assistant Horticultural Officer (2016-17) & Horticultural Officer (Shortfall vacancies for SC/ST)	Level-3	45	SC(G)-32 SC(G)(Deaf)-2 SC/G(Ortho)-2 SC(W)Ortho-1 SC/A/GDeaf-1 SC(A)(G)(PST M)-3 SC(A)(W)(PST M)-2 SC(A)(W)(DW) pstm-1 SC(A)Ex-Ser (PSTM)-1	HSC and Diploma in Horticulture
36	Tamil Nadu Public Service Commission	Posts included in Group-IV Services (2015-18) Steno-typist, Grade-III	Level-3	73	SC(G)-28 SC(W)-13 SC(DW)-2 SC(Ortho)-1 SC/G/PSTM-6 SC/W/PSTM1 SC/A/G/Blind-1 SC/A/PSTM-12 SC/A/W/PSTM1 SC/A/DW/PSTM)-8	SSLC, Typing & shorthand both senior

Sl. No.	Name of the Employer	Designation of the posts	Pay Level	No. of posts	Reservation if any	Qualification and experience required
37	Tamil Nadu Public Service Commission	Assistant Horticultural Officer(shortfall vacancies for SC/ST)	Level-3	7	ST (G)-3 ST(G/PSTM)-2 ST(W/PSTM)-1 ST(DW/PSTM)-1	HSC and Diploma in Horticulture
38	Tamil Nadu Public Service Commission	Post included in Group IV Services Steno-typist	Level-3	27	ST (G) -20 ST(G)/(PSTM)-7	SSLC and Typing& stenography both senior
39	Tamil Nadu Public Service Commission	Combined Civil Services Examination-II (Interview posts) Group-II Services for the years	Level-6	10	GT(Blind)-1 GT(Deaf)-1 GT(W)(Deaf)-1 BC(Blind)-1 BC(Deaf)-1 BC(W/Blind)-1 BC(W)(Deaf)-1 BCM(Ortho)-1 MBC/DC/Deaf1 MBC/DC(W)(Blind)-1	Graduation in any subject
40	Tamil Nadu Public Service Commission	Posts included in Combined Civil Services Examination-IV (Group-IV Services) Typist	Level-6	55	GT(Blind)-8 GT(M)-4 BC (Blind)-10 BC(G)(M)-26 BCM(Blind)-1 MBC/DC (Blind)-5 MBC/DC (M)-1	SSLC and Typewriting both senior
41	Tamil Nadu Public Service Commission	Posts included in Combined Civil Services Examination-IV Steno-typist	Level-3	118	GT(Deaf)-3 GT(blind)-16 BC(Blind)-1 BC(Ortho)-1 BC(Mulda)-1 BCM(G)-49 BCM(W)-2 BCM(DW)-6 BCM(Ortho)-1 BCM(PSTM)-2 MBC/DC(G)-8 MBC/DC(W)-10 MBC/DC (Ex.ser)-2 MBC/DC (Deaf)-1 MBC/DC (Ortho)-9 MBC/DC(G)(PSTM)-3 MBC/DC(W)(PSTM)-2 MBC/DC/W/M-1	SSLC and Typing & stenography both senior

Sl. No.	Name of the Employer	Designation of the posts	Pay Level	No. of posts	Reservation if any	Qualification and experience required
42	Tamil Nadu Public Service Commission	Assistant Horticultural Officer & Horticultural Officer	Level-3	119	GT(Deaf)-4 GT(W)(Deaf)-2 BC(W)-36 BC(DW)-5 BC(Deaf)-3 BC(Ortho)-3 BC(W)(Ortho)-2 BCG/PSTM-21 BCW/PSTM-11 BCDW/PSTM1 BC(Ex.SM) (PSTM)-2 BCM(G)-9 BCM(W)-6 BCM(DW)-1 BCM(Ex.SM)-1 BCM(G) (Ortho)-1 BCM(G) (PSTM)-3 BCM(W) (PSTM)-1 MBC/DC(G) (Deaf)-2 MBC/DC(G) (Ortho)-3 MBC/DC(W) (Deaf)-1 MBC/DC(W) (Ortho)1	HSC with Diploma in Horticulture
43	Tamil Nadu Public Service Commission	Junior Analyst in the Drugs Testing Laboratory	Level-6	2	GT(G)Lv-1 MBC/DC(G)L D/LC/DF/AC-1	PG Degree
44	Tamil Nadu Public Service Commission	Post included in Combined Civil Services Examination-IV JA/Field Surveyor/ Draughtsman	Level-2	28	BC(W) (Mulda)-7 BC(G) (Mulda)-21	SSLC
45	Chief Workshop Manager, Carriage Repair HarnautEast Central Railway, Nalanda, Bihar	Stenographer/ Junior Stenographer (Hindi)	Level-4	10	SC-1, ST-1, OBC-3, Ex-SM-1	Matriculation plus shorthand in Hindi (80 words per minute) for a duration time of 10 minutes and transcription time 75 minutes
46	Principal Chief Personnel Officer, EastCentral Railway, Hajipu, Vaishali, Bihar	Stenographer/ Junior Stenographer (English)	Level-4	12	SC-3, OBC-1, ExSM-1	Matriculation plus speed of 80 words per minute in shorthand (English) for a duration of 10 minutes and transcription time 65 minutes.



Sl. No.	Name of the Employer	Designation of the posts	Pay Level	No. of posts	Reservation if any	Qualification and experience required
47	Urban development Uttarakhand	Chief Clerk	Level-4	1	ST-1	Bachelor's Degree
48	Department of Budget Uttarakhand	Research Officer	Level-7	1	SC-1	2nd class PG in Economics/Statistics with 04 years' experience in research or equivalent/ in computer
49	Urban development and Urban Housing Gujarat	Chief Officer Class-II	Level-7	11	Gen-5 SEBC-3 SC-2 ST-1	Bachelor's Degree
50	Same as above	Chief Officer Class-III	Level-7	9	Gen-5 SEBC-3 ST-1	Bachelor's Degree
51	Sports, youth and Cultural Activities Department	Director, Libraries Class-I	Level-12	1	Nil	Post Graduate in Library and Information Science or Library Science. 8 years' Experience not below the rank of Assistant Director.
52	Education Department	Principal, Government Arts, Commerce, Science	Level-14	12	Gen-3 SEBC-6 SC-1 ST-2	Master's degree in the relevant subject or an equivalent and NET/ SLET shall remain the minimum eligibility condition for recruitment. 8 years' experience.
53	Health and Family Welfare	Drug Inspector	Level-6	2	UR Ex.SM-2	Graduate in Pharmacy or Pharmaceutical Chemistry/ Science/Medicine 3 years' experience in inspection of firm manufacturing.
54	Department of Information & Public Relations, H.P.	Assistant Public Relations Officer (Non-Gazetted) contract basis)	Level-6	1	Gen EX-SM	Bachelors / PG Degree/Diploma in Journalism and Mass communication or Public Relations & Advertising.
55	The Addl. Chief, Secretary (Forests), Govt. of Himachal Pradesh	HPFS (Asstt. Conservator Forests) Class-I (Gazetted)	Level-10	8	SC-2 ST-1 Gen. Ex SM-1 Ex. SM-3	Bachelor's Degree/equivalent in Science/ Engineering.
56	The Addl. Chief Secretary(Forests) Govt. of Himachal Pradesh	Range Forest Officer Class-II (Gazetted)	Level-8	100	SC-3 ST-3 Gen. Ex.SM-3 SC-8 ST-4 OBC-8 Gen/Ex/SM-3 SC/Ex/SM-1 ST/ Ex/ SM-1 OBC/Ex/SM1	Bachelor's Degree/equivalent in Science/Engineering

Sl. No.	Name of the Employer	Designation of the posts	Pay Level	No. of posts	Reservation if any	Qualification and experience required
57	The Principal Secretary (IPH) to the Govt. of Himachal Pradesh	Assistant Engineer (Civil) Class-I (Gazetted)	Level-10	09	Gen Ex.SM-5 SC-1 SC Ex. SM-1 OBC-1 PWD/GenOH-1	Bachelor's Degree in Civil Engineering or its equivalent
58	The Electoral Officer, Block No. 38 S.D.A Complex, Kasumpti, Shimla	Election Kanungo on contract basis	Fixed Amount-Rs. 8910/- P. M.	05	Gen. BPL-2 SC-2 OBC-1	Graduation in any subject
59	The Director of (Industries) UdyogBhawan, Bemloe, Shimla	Extension Officer on contract basis	Fixed Amount Rs. 13900/- P. M.	04	S.C.3 Gen. BPL-1	Graduation in any subject
60	The Registrar, Directorate of Cooperation, Shimla	Inspector (Audit) Co-operative Societies. On Contract basis	Fixed AmountRs. 13900/- P. M.	37	SC-13 ST-1 OBC-10 Gen BPL-7 SC BPL-1 ST BPL-1 OBC BPL-3 Gen WFF-1	Graduation in any subject
61	The Additional Chief Secretary Personnel Govt. of H.P., Shimla	HPAS	Level-10	01	PWD (HI)-1	Graduation in any subject
62	The Secretary (RD) Govt. of H.P. Shimla	B.D.O	Level-8	01	Gen.Ex. SM-1	Graduation in any subject
63	The Additional Chief Secretary F.C. (Revenue) to the Govt. of H.P., Shimla	Tehsildar	Level-8	04	Gen. Ex. SM-3 OBC Ex SM-1	Graduation in any subject
64	The Principal Secretary(E& T) Govt. of H.P., Shimla	E.T.O	Level-8	03	Gen. Ex. SM-3	Graduation in any subject
65	Forest Department, Chhattisgarh	Forest Ranger	Level 6	01	-	Degree in natural sciences/ pure mathematics/geology/ statistics/mechanical/civil/ chemical/ agriculture engineering.

Sl. No.	Name of the Employer	Designation of the posts	Pay Level	No. of posts	Reservation if any	Qualification and experience required
66	Department of Technical Education, Chhattisgarh	Section Officer	Level 7	01	-	Graduate in any subject
67	Financial and Planning Department, Chhattisgarh	Subordinate Accounts Service Officer	Level 10	02	-	CA
68	Department of Revenue and Disaster Management, Chhattisgarh	Naib Tehsildar	Level 7	03	-	Graduate
69	Commerce Tax (Excise Department), Chhattisgarh	Excise Inspector	Level 8	01	-	Graduate
70	Commerce Tax (Excise Department), Chhattisgarh	Commercial Tax Inspector	Level 8	01	-	Graduate in relevant subject
71	Cooperative Department, Chhattisgarh	Co-operative Inspector	Level 8	01	-	Graduate in relevant subject
72	Home Police Department, Chhattisgarh	Scientific Officer (Physics)	Level 8	07	-	Graduate in relevant subject
73	Home Police Department, Chhattisgarh	Scientific Officer (Chemistry)	Level 8	09	-	Graduate in relevant subject
74	Home Police Department, Chhattisgarh	Scientific Officer (Geology)	Level 8	01	-	Graduate in relevant subject
75	Mineral Resources Department, Chhattisgarh	Assistant Geology	Level 8	03	-	Graduate in relevant subject
76	Mineral Resources Department, Chhattisgarh	Mineral Inspector	Level 8	27	-	Graduate in Science with Geology as a subject or Diploma in Mechanical or Mining Engineering.
77	West Bengal Public Service Commission	English Reporter	Level 10	26	SC-03 ST-01 OBC-09	Graduate in English literature or English language or media or psychology or sociology or communication studies and law.

Sl. No.	Name of the Employer	Designation of the posts	Pay Level	No. of posts	Reservation if any	Qualification and experience required
78	P&AR, West Bengal	LDC/LDA	Level 2	06	PH-03	Higher Secondary or equivalent
79	Consumer Affairs, West Bengal	LDC/LDA	Level 2	03	VH -01 HI-01 SC-01	Higher Secondary or equivalent
80	Higher Education, West Bengal	LDC/LDA	Level 2	02	PH-02	Higher Secondary or equivalent
81	Forest, West Bengal	LDC/LDA	Level 2	01	SC-01	Higher Secondary or equivalent
82	Finance, West Bengal	LDC/LDA	Level 2	01	ST-01	Higher Secondary or equivalent
83	Irrigation and Water Ways, West Bengal	LDC/LDA	Level 2	03	ST-03	Higher Secondary or equivalent
84	Health and Family Welfare, West Bengal	LDC/LDA	Level 2	01	-	Higher Secondary or equivalent
85	Fisheries, West Bengal	LDC/LDA	Level 2	02	SC-01 PH-01	Higher Secondary or equivalent
86	Irrigation and Water Ways, West Bengal	LDC/LDA	Level 2	03	ST-03	Higher Secondary or equivalent
87	Bengali Translation Office, West Bengal	Bengali Translator	Level 10	01	UR-01	Post Graduate in relevant subject
88	Limited Department Examination, West Bengal	Audit & Accounts Service	Level 10	02	ST-02	CA
89	West Bengal Civil Services	Junior Social Welfare Service	Level 2	01	PH-01	Graduate- Arts/Science/Commerce
90	West Bengal Civil Services	Sub-ordinate Land Revenue Service, Grade -1	Level 10	01	PH-01	Graduate in any discipline
91	West Bengal Engineer's (Mechanical), West Bengal	Assistant Engineer (Mechanical)	Level 10	01	PwD-01	First class Bachelor's degree in Automobile Engineering or Technology
92	West Bengal Engineer's (Mechanical), West Bengal	Assistant Engineer (Electrical)	Level 10	02	PwD-02	First class Bachelor's degree in Automobile Engineering or Technology

Sl. No.	Name of the Employer	Designation of the posts	Pay Level	No. of posts	Reservation if any	Qualification and experience required
93	Home Department, Directorate of Forensic Science Laboratories, GSS, Maharashtra	Assistant Director (Cyber Crime, Tape Authentication & Speaker Identification) Gr-A	Level 10	04	SC-1 ST-1 DT(A)-1 Open(F)-1	Post graduate degree in Neuro OR Clinical Psychology at least in second class, along with the degree in Psychology.
94	Same as above	Assistant Chemical Analyser, Gr-B	Level 6	01	SBC-1	Bachelor Degree /Post Graduate Degree
95	General Administration Department, Maharashtra	Higher Grade Stenographer (English), Gr-B	Level 7	08	ST-2 OBC-3 Divyang-1 Open(F)-2	Graduate in any discipline with skill of Stenography 100 wpm in English
96	Same as above	Lower Grade Stenographer (English), Gr-B	Level 6	03	SC-1 ST-2	12 <sup>th</sup> pass with skill of Stenography 80 wpm in English
97	Urban Development Department, Maharashtra	Assistant Director, Town Planning, Gr-A	Level 10	03	SC-1 OBC(F)-2	Bachelor's degree in Planning/Architecture/Civil/Municipal Engineering/Master degree in Geography/Sociology/Economics/equivalent/PG in Planning specialization in relevant fields
98	Planning Department, Directorate of Economics & Statistics, GSS, Maharashtra	Joint Director, Gr-A	Level 11	01	ST-1	(i) Bachelor Degree from a recognized University or Institute; (ii) Ten years' executive or administrative experience
99	Urban Development Department, Directorate of Maharashtra Fire Services,	Director, Gr-A	Level 12	01	-	Engineering graduate with 10 years' experience Town Planning work in Municipalities/in Town Planning Department/ 5 years in Town Improvement Trust.
100	Home Department, Biology & Serology, Directorate of Forensic Science Laboratories GSS Maharashtra	Deputy Director	Level 11	01	ST-1	M.Sc. in Biology/Chemistry.

### List of State Public Service Commissions

1.	*The Secretary, Telangana State Public Service Commission Prathibha Bhavan, M.J.Road, Nampally, Hyderabad– 500103, <b>Telangana</b>
2.	The Secretary, Assam Public Service Commission, Jawaharnagar, Khanapara, Guwahati- 781 022, <b>Assam</b>
3.	The Secretary, Chhattisgarh Public Service Commission, Shankar Nagar Road, Bhagat Singh Square, Raipur– 492001, <b>Chhattisgarh</b>
4.	The Secretary, Gujarat Public Service Commission Sector 10-A, Near Chh-3 Circle, CHH Rd, Sector 10A, Sector 10, Gandhinagar - 382010, <b>Gujarat</b>
5.	The Secretary, Haryana Public Service Commission (H PSC) Bays No.1-10, Block-B, Sector-4, Panchkula, <b>Haryana</b>
6.	The Secretary, Himachal Pradesh Public Service Commission Nigam Vihar, Shimla– 171002, <b>Himachal Pradesh</b>
7.	*The Secretary, Jammu & Kashmir Public Service Commission, Solina, Sri Nagar, <b>Jammu &amp; Kashmir</b>
8.	*The Secretary, Jharkhand Public Service Commission, Circular Road, Ranchi-834001, <b>Jharkhand</b>
9.	*The Secretary, Kerala Public Service Commission, Thulasi Hills, Pattom Palace P.O., Thiruvananthapuram-695 004, <b>Kerala</b>
10.	*The Secretary, Karnataka Public Service Commission, UdyogaSoudha, Bangalore– 560 001, <b>Karnataka</b>

11.	*The Secretary, Madhya Pradesh Public Service Commission, Residency Area, Daily College Road, Indore - 452 001, <b>Madhya Pradesh</b>
12.	The Secretary, Tamil Nadu Public Service Commission, V.O.C. Nagar, Park Town, Chennai – 600003, <b>Tamil Nadu</b>
13.	*The Secretary, Arunachal Pradesh Public Service Commission, PSC Building, Vidhan Vihar, Itanagar – 791111, <b>Arunachal Pradesh</b>
14.	The Secretary, Maharashtra Public Service Commission, 3rd Floor, Bank of India Building, Mahatma Gandhi Road, Fort, Mumbai - 400 001, <b>Maharashtra</b>
15.	The Secretary, Manipur Public Service Commission, North AOC, D.M. Road, Imphal-79500, <b>Manipur</b>
16.	*The Secretary, Meghalaya Public Service Commission, 1st Floor, Horse-Shoe Building, Lower Lachumiere, Shillong - 793 001 <b>Meghalaya</b>
17.	*The Secretary, Mizoram Public Service Commission, New Secretariat Complex, Khatla, Aizawl - 796001 <b>Mizoram</b>
18.	*The Secretary, Nagaland Public Service Commission, New Capital Complex, Near New Assembly Sectt Junction, Kohima-797001, <b>Nagaland</b>
19.	The Secretary, Punjab Public Service Commission, Patiala-147 001, <b>Punjab</b> -
20.	The Secretary, Rajasthan Public Service Commission, GhooghraGhati, Jaipur Road, Ajmer- 305 001, <b>Rajasthan</b>

21.	The Secretary, Tripura Public Service Commission, Old Assembly Building, Akhuara Road, Agartala, <b>Tripura</b> - 799 001
22.	The Secretary, West Bengal Public Service Commission, 161A, S.P. Mukherjee Road, Kolkata, <b>West Bengal</b> - 700 026
23.	The Secretary, Odisha Public Service Commission, 19, Dr. P K Parija Road, Cuttack, <b>Odisha</b> - 753001
24.	The Secretary, Sikkim Public Service Commission, Old Tourism Building, M G Road, Gangtok, <b>Sikkim</b>
25.	The Secretary, Uttar Pradesh Public Service Commission, 10, Kasturba Gandhi Marg, Prayagraj, <b>Uttar Pradesh</b>
26.	The Secretary, Uttar Pradesh Public Service Commission, EDC House, Block - C, 1st FLOOR, Dada Vaidya Road, Panaji - 403 001, <b>Goa</b>
27.	The Secretary, Uttarakhand Public Service Commission, Haridwar-249404, <b>Uttarakhand</b>
28.	The Secretary, Andhra Pradesh Public Service Commission, New Govt. Office Building 2 <sup>nd</sup> Floor, M. G. Road (Bandhar Road) Vijaywada-249404, <b>Andhra Pradesh</b>
29.	The Secretary, Andhra Pradesh Public Service Commission, 15, Jawahar Lal Nehru Marg (Bailey Road), Patna – 800 001 <b>Bihar</b>



### List of Railway Recruitment Boards

1.	Railway Recruitment Board,Muzaffarpur Lichi Bagan, Maripur Muzaffarpur - 842001 <b>Bihar</b>
2.	*Railway Recruitment Board, Prayagraj Opposite to G.M/NCR Building, Near Subedarganj Railway Hospital, Subedarganj Prayagraj-211011 <b>Uttar Pradesh</b>
3.	The Secretary, Railway Recruitment Board,Siliguri D. B. C. Road, Siliguri, P.O.: Siliguri,— 734 004, <b>West Bengal</b>
4.	The Secretary, Railway Recruitment Board,Chennai 5 Dr. P.V. Cherian Cresent Road, (Near Ethiraj College), Egmore, Chennai-600 008, <b>Tamilnadu</b>
5.	*The Secretary, Railway Recruitment Board Secunrabad South Lallaguda, Secunderabad- 500017, <b>Andhra Pradesh</b>
6.	*The Secretary, Railway Recruitment Board,Ajmer, 2010 Nehru Marg, Ambedkar Circle, Ajmer– 305 028, <b>Rajasthan</b>
7.	The Secretary, Railway Recruitment Board,Bhubaneshwar, D-79/80, Rail Vihar, B.D.A, Rental Colony, Chandrasekharpur, Bhubaneshwar- 751 023 <b>Odisha</b>
8.	*The Secretary, Railway Recruitment Board,Jammu & Kashmir Jammu-Srinagar, Railway Colony (West), <b>Jammu &amp; Kashmir</b> - 180 012
9.	*The Secretary, Railway Recruitment Board,Malda, Kalibari Railway Colony, P.O Jhaljhalia, Malda– 732102, <b>West Bengal</b>
10.	The Secretary, Railway Recruitment Board, Thampanoor, Thiruvananthapuram, <b>Kerala</b> - 695 001

11.	Railway Recruitment Board, Ahemdabad Opp. GCS Hospital Near DRM Office Adjacent to Ratilal Chali No. 2, Amdupura Ahmedabad, <b>Gujarat</b> - 382345.
12.	Railway Recruitment Board,Ranchi Railway Offices Complex PO-Chutia, Ranchi <b>Jharkhand</b> -834027
13.	Railway Recruitment Board, Bangluru No.18, Miller's Road, Near Cantonment Railway Station Bangaluru - 560 046, <b>Karnataka</b>
14.	*Railway RecruitmentBoard, Bhopal East Railway Colony, [Near Bhopal Railway Station] Bhopal – 462010 <b>Madhya Pradesh</b>
15.	Railway Recruitment Board, Bilaspur GM/SECR's Office Complex, Bilaspur-495 004 <b>Chhattisgarh</b>
16.	*Railway Recruitment Board, Chandigarh RRB Office, Railway Building, Railway Colony, Near Railway Station, - 160002. <b>Chandigarh</b>
17.	*Railway recruitment Board, Gorakhpur Railway Station Road Gorakhpur - 273 012, <b>Uttar Pradesh</b>
18.	Railway Recruitment Board, Guwahati Station Road, Guwahati -781 001, <b>Assam</b>
19.	Railway Recruitment Board, Mumbai Divisional office compound, Mumbai Central, Mumbai 400 202 <b>Maharashtra,</b>
20.	Railway Recruitment Board Patna Mahendrughat, Patna - 800 004. <b>Bihar.</b>
21.	Railway Recruitment Board Kolkata, A V Comploex, Chitpur, R. G. Kar Road, Kolkata- 700037. <b>West Bengal</b>

☆ State PSCs/RRBs from where information not received for this publication.