

# All-India Consumer Price Index Numbers for Agricultural and Rural Labourers – December, 2020

Posted On: 20 JAN 2021 5:33PM by PIB Delhi

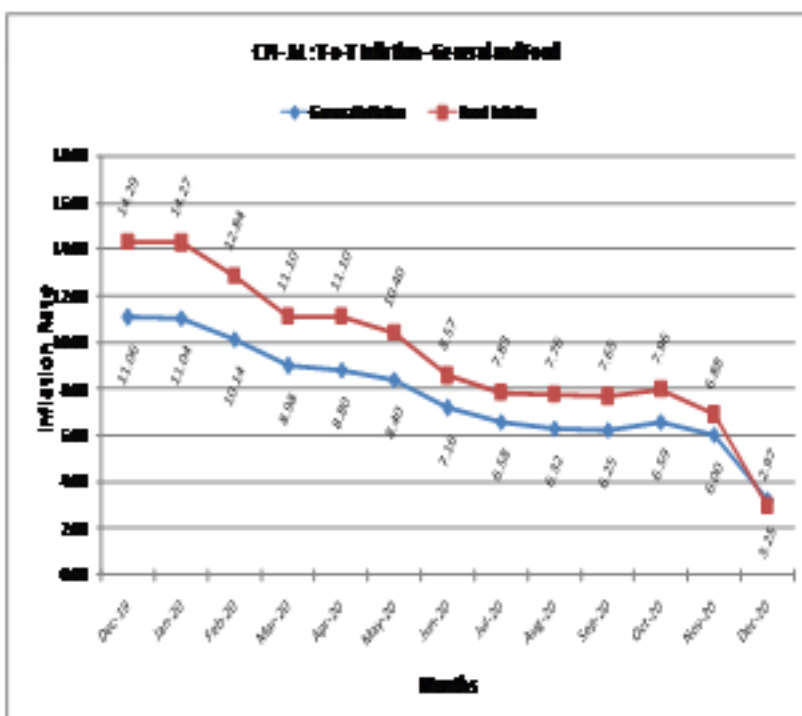
The All-India Consumer Price Index Numbers for Agricultural Labourers and Rural Labourers (Base: 1986-87=100) for the month of December, 2020 decreased by 13 points and 12 points to stand at 1047 (One thousand and forty seven) and 1053 (One thousand and fifty three) points respectively. The major contribution towards the fall in general index of Agricultural Labourers and Rural Labourers came from food with (-) 14.40 points and (-) 13.73 points respectively mainly due to fall in prices of pulses, onion, potato, cauliflower, brinjal etc.

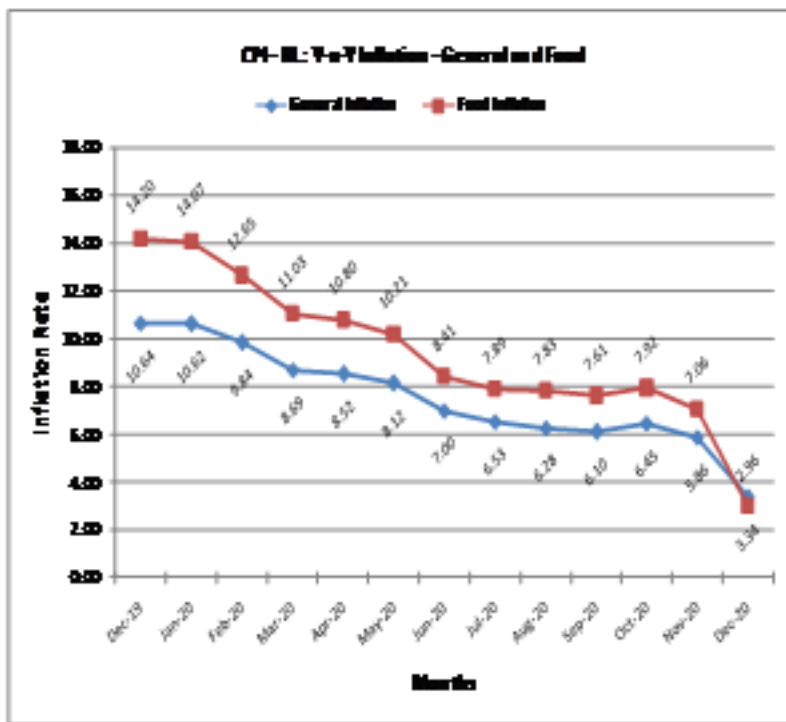
The fall/rise in index varied from State to State. In case of Agricultural Labourers, it recorded a decrease of 1 to 20 points in 18 States and an increase of 1 to 2 points in 2 States. Tamil Nadu State with 1253 points topped the index table whereas Himachal Pradesh State with 823 points stood at the bottom.

In case of Rural Labourers, it recorded a decrease of 1 to 20 points in 18 States and an increase of 1 to 3 points in 2 States. Tamil Nadu State with 1236 points topped the index table whereas Bihar State with 870 points stood at the bottom.

Amongst states, the maximum decrease in the Consumer Price Index Numbers for Agricultural Labourers and Rural Labourers was experienced by Gujarat State and West Bengal State (-20 points each) respectively mainly due to fall in the prices of Gur, Onion, Chillies green, vegetables and fruits etc. On the contrary, the maximum increase in the Consumer Price Index Numbers for Agricultural Labourers and Rural Labourers was experienced by Meghalaya State (+2 points and +3 points respectively) mainly due to rise in the prices of pulses, mustard oil, fish dry, vegetables and fruits, firewood, plastic shoes and bus fare etc.

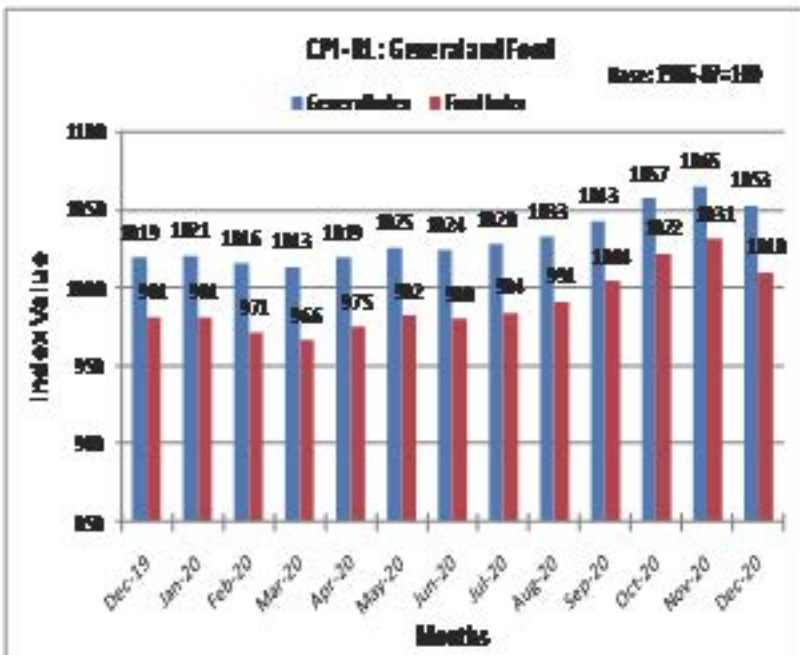
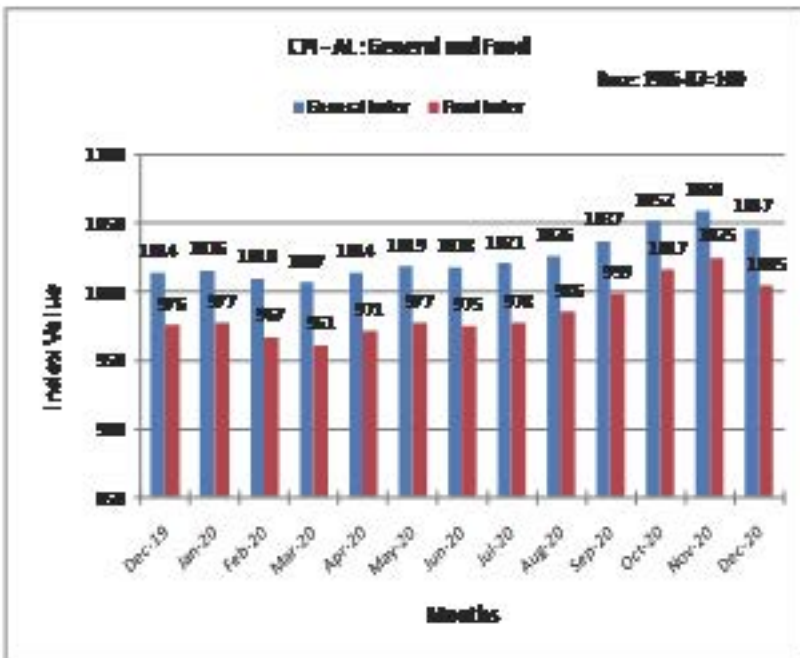
Point to point rate of inflation based on the CPI-AL and CPI-RL decreased to 3.25% and 3.34% in December, 2020 from 6.00% and 5.86% respectively in November, 2020. Inflation based on food index of CPI-AL and CPI-RL is at (+) 2.97% & (+) 2.96% respectively in December, 2020.





All-India Consumer Price Index Number (General & Group-wise)

Group	Agricultural Labourers		Rural Labourers	
	Nov.,2020	Dec.,2020	Nov.,2020	Dec.,2020
<b>General Index</b>	<b>1060</b>	<b>1047</b>	<b>1065</b>	<b>1053</b>
Food	1025	1005	1031	1010
Pan, Supari, etc.	1724	1738	1735	1749
Fuel & Light	1097	1099	1092	1094
Clothing, Bedding &Footwear	1019	1025	1041	1045
Miscellaneous	1058	1068	1062	1071



Speaking about the latest index, Shri Santosh Gangwar, Minister of State (I/C) for Labour and Employment said, “The inflation based on CPI-AL and RL has dipped to 3.25% and 3.34% which is driven by lower food inflation mainly on account of decline in prices of pulses, onion, potato, cauliflower, brinjal etc.”

Shri DPS Negi, Director General of Labour Bureau while releasing the index said, the decline in inflation will bring cheers to the millions of labourers working in rural areas as it will put lesser burden on their pockets.

The CPI – AL and RL for the month of January, 2021 will be released on 19th February, 2021.

\*\*\*\*

MS/

(Release ID: 1690441)