

All-India Consumer Price Index Numbers for Agricultural and Rural Labourers – January, 2021

Posted On: 19 FEB 2021 5:00PM by PIB Delhi

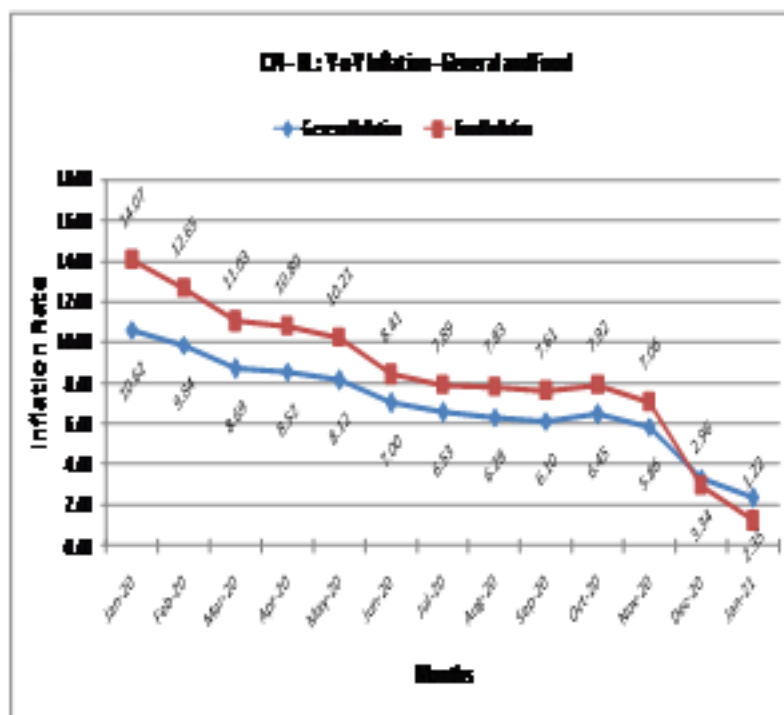
The All-India Consumer Price Index Numbers for Agricultural Labourers and Rural Labourers (Base: 1986-87=100) for the month of January, 2021 decreased by 9 points and 8 points to stand at 1038 (One thousand and thirty eight) and 1045 (One thousand and forty five) points respectively. The major contribution towards the fall in general index of Agricultural Labourers and Rural Labourers came from food with (-) 12.52 points and (-) 11.40 points respectively mainly due to fall in prices of pulses, onion, potato, cauliflower, brinjal etc.

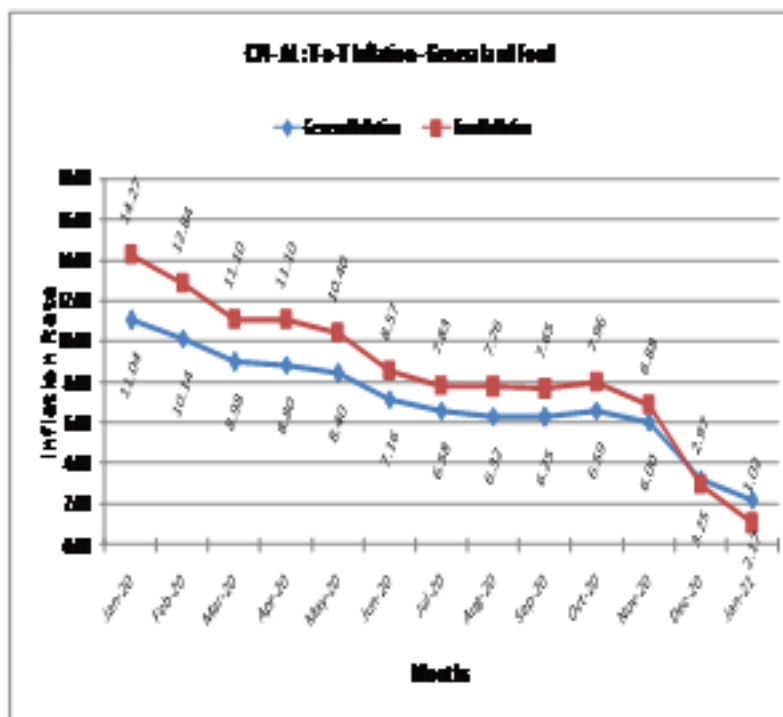
The fall/rise in index varied from State to State. In case of Agricultural Labourers, it recorded a decrease of 1 to 20 points in 18 States and an increase of 15 points in Kerala State whereas index of Madhya Pradesh State remained stationary. Tamil Nadu State with 1250 points topped the index table whereas Himachal Pradesh State with 819 points stood at the bottom.

In case of Rural Labourers, it recorded a decrease of 2 to 20 points in 17 States and an increase of 2 to 15 points in 2 States whereas index of Madhya Pradesh State remained stationary. Tamil Nadu State with 1234 points topped the index table whereas Bihar State with 850 points stood at the bottom.

Amongst states, the maximum decrease in the Consumer Price Index Numbers for Agricultural Labourers and Rural Labourers was experienced by Bihar State and West Bengal State (-20 points each) respectively mainly due to fall in the prices of onion, chillies green, vegetables and fruits and gur etc. On the contrary, the maximum increase in the Consumer Price Index Numbers for Agricultural Labourers and Rural Labourers was experienced by Kerala State (+15 points each) mainly due to rise in the prices of rice, fish fresh and vegetables and fruits etc.

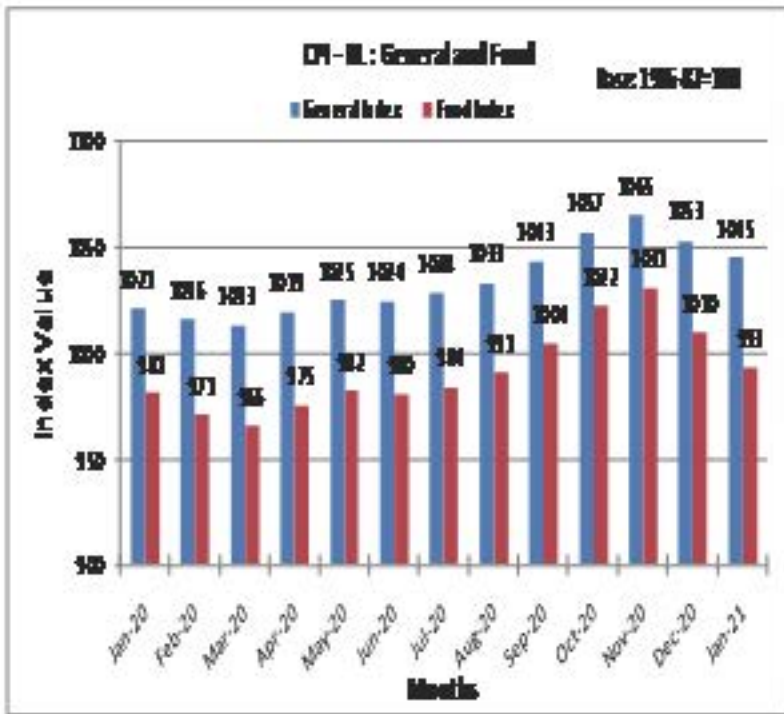
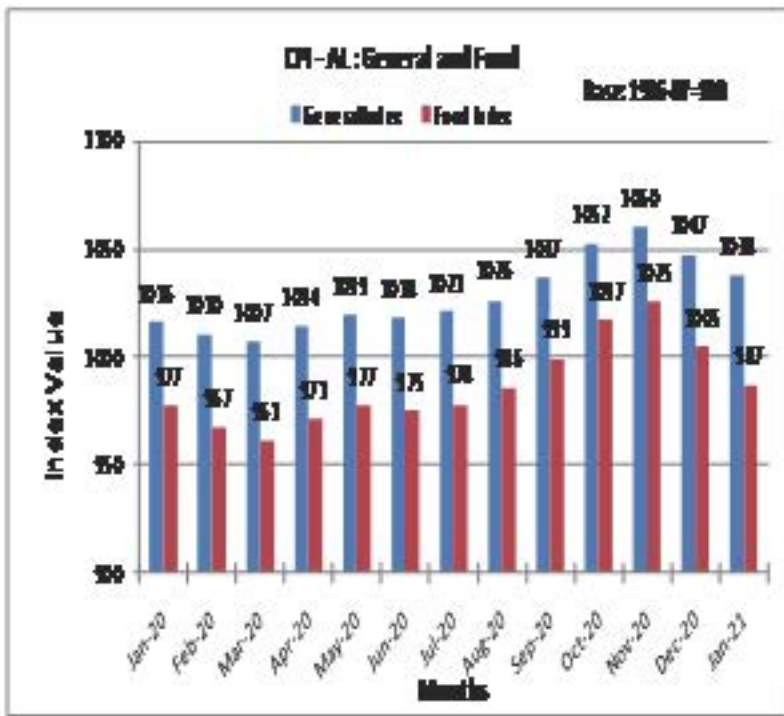
Point to point rate of inflation based on the CPI-AL and CPI-RL decreased to 2.17% and 2.35% in January, 2021 from 3.25% and 3.34% respectively in December, 2020. Inflation based on food index of CPI-AL and CPI-RL is at (+) 1.02% & (+) 1.22% respectively in January, 2021.





All-India Consumer Price Index Number (General & Group-wise)

Group	Agricultural Labourers		Rural Labourers	
	Dec,2020	Jan,2021	Dec,2020	Jan,2021
General Index	1047	1038	1053	1045
Food	1005	987	1010	993
Pan, Supari, etc.	1738	1762	1749	1773
Fuel & Light	1099	1110	1094	1104
Clothing, Bedding & Footwear	1025	1031	1045	1050
Miscellaneous	1068	1076	1071	1080



Speaking about the latest index, Shri Santosh Gangwar, Minister of State (I/C) for Labour and Employment said, "The inflation based on CPI-AL and RL has dipped to 2.17% and 2.35% which is driven by lower food inflation mainly on account of decline in prices of pulses, onion, potato, cauliflower, brinjal etc."

Shri DPS Negi, Director General of Labour Bureau while releasing the index said, "The decline in inflation will bring cheers to the millions of labourers working in rural areas as it will put lesser burden on their pockets".

The CPI – AL and RL for the month of February, 2021 will be released on 19th March, 2021.

MS

(Release ID: 1699413)