

ALL-INDIA CONSUMER PRICE INDEX NUMBERS FOR AGRICULTURAL AND RURAL LABOURERS – MAY, 2021

Posted On: 18 JUN 2021 4:14PM by PIB Delhi

HIGHLIGHTS

- The All-India Consumer Price Index Numbers for Agricultural Labourers and Rural Labourers (Base: 1986-87=100) for the month of May, 2021 increased by 8 points each to stand at 1049 (One thousand and forty nine) and 1057 (One thousand and fifty seven) points respectively.
- The rise in general index of Agricultural Labourers and Rural Labourers was mainly due to increase in the food group index (6.67 and 6.16 points respectively) owing to the rise in the prices of wheat atta, meat goat, fish fresh, mustard oil, groundnut oil, pulses, vegetables and fruits etc.
- Point to point rate of inflation based on the CPI-AL and CPI-RL increased to 2.94% & 3.12% in May, 2021 from 2.66% & 2.94% respectively in April, 2021.
- Similarly, the inflation based on food index of CPI-AL and CPI-RL increased to 1.54% & 1.73% in May, 2021 from 1.24% & 1.54% respectively in April, 2021.
- Amongst states:
 - a. The maximum increase in the Consumer Price Index Numbers for Agricultural Labourers was experienced by Maharashtra State (+17 points) and for Rural Labourers it was experienced by Maharashtra & Jammu & Kashmir States (+14 points each).
 - b. The maximum decrease in the Consumer Price Index Numbers for Agricultural Labourers was experienced by Tripura State (-3 points) and for Rural Labourers it was experienced by Tamil Nadu & Tripura States (-2 points each).

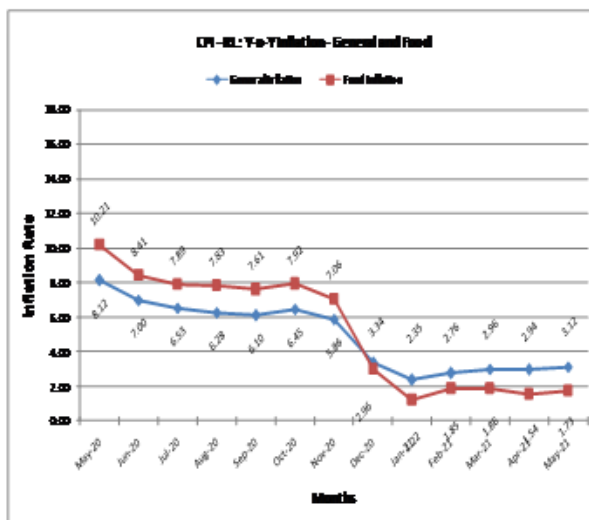
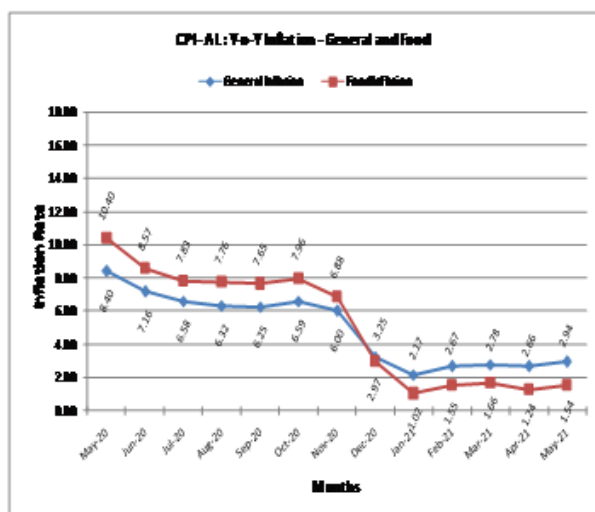
The All-India Consumer Price Index Numbers for Agricultural Labourers and Rural Labourers (Base: 1986-87=100) for the month of May, 2021 increased by 8 points each to stand at 1049 (One thousand and forty nine) and 1057 (One thousand and fifty seven) points respectively. The major contribution towards the rise in general index of Agricultural Labourers and Rural Labourers came from food with (+) 6.67 points and (+) 6.16 points respectively mainly due to rise in prices of wheat atta, meat goat, fish fresh, mustard oil, groundnut oil, pulses, vegetables and fruits etc.

The rise/fall in index varied from State to State. In case of Agricultural Labourers, it recorded an increase of 1 to 17 points in 18 States and a decrease of 2 and 3 points in Jammu & Kashmir and Tripura States respectively. Tamil Nadu State with 1247 points topped the index table whereas Himachal Pradesh State with 815 points stood at the bottom.

In case of Rural Labourers, it recorded an increase of 1 to 14 points in 18 States and a decrease of 2 points each in Tamil Nadu and Tripura States. Tamil Nadu State with 1231 points topped the index table whereas Bihar State with 855 points stood at the bottom.

Amongst states, the maximum increase in the Consumer Price Index Numbers for Agricultural Labourers was experienced by Maharashtra State (+17 points) and for Rural Labourers it was experienced by Maharashtra & Jammu & Kashmir States (+14 points each) mainly due to rise in the prices of rice, wheat-atta, jowar, pulses, mustard oil, groundnut oil, vegetables & fruits, fish fresh/dry, meat goat, milk, sugar, gur, shirting cloth cotton (mill), kerosene oil etc. On the contrary, the maximum decrease in the Consumer Price Index Numbers for Agricultural Labourers was experienced by Tripura State (-3 points) and for Rural Labourers it was experienced by Tamil Nadu & Tripura States (-2 points each) mainly due to fall in the prices of rice, onion, fish fresh, chillies green, turmeric etc.

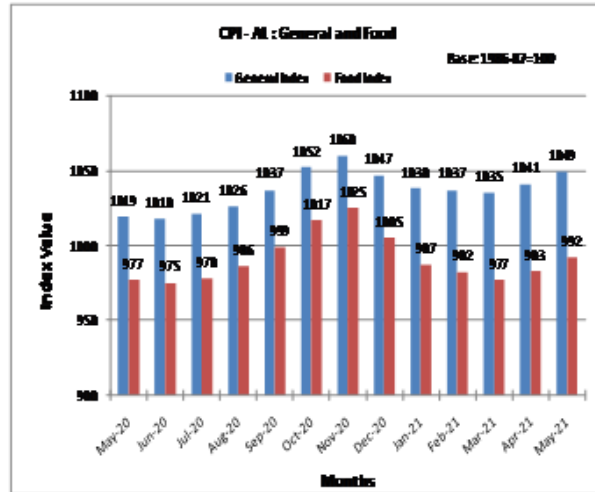
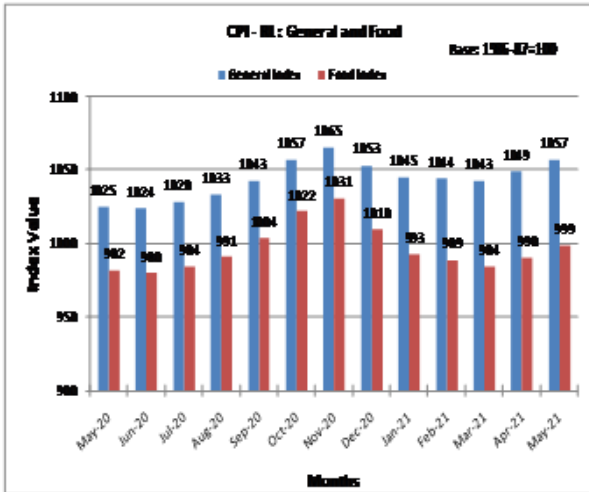
Point to point rate of inflation based on the CPI-AL and CPI-RL stood at 2.94% & 3.12% in May, 2021 compared to 2.66% & 2.94% respectively in April, 2021 and 8.40% and 8.12% respectively during the corresponding month of the previous year. Similarly, Food inflation stood at 1.54% & 1.73% in May, 2021 compared to 1.24% & 1.54% respectively in April, 2021 and 10.40% & 10.21% respectively during the corresponding month of the previous year.



1. All-India Consumer Price Index Number (General & Group-wise):

Group	Agricultural Labourers		Rural Labourers	
	April,2021	May,2021	April,2021	May,2021
General Index	1041	1049	1049	1057
Food	983	992	990	999

Pan, Supari, etc.	1802	1809	1815	1822
Fuel & Light	1125	1131	1120	1126
Clothing, Bedding &Footwear	1053	1056	1068	1070
Miscellaneous	1094	1097	1097	1101



Speaking about the latest index, Shri Santosh Gangwar, Union Minister of State (I/C) for Labour and Employment has said “the increase in CPI AL and RL will have a positive impact on the income of the workers engaged in agricultural and rural sector by way of increased wages.”

Shri DPS Negi, Director General of Labour Bureau while releasing the index said the “The increase in general index of Agricultural Labourers and Rural Labourers is mainly on account of increase in the prices of wheat atta, meat goat, fish fresh, mustard oil, groundnut oil, pulses, vegetables and fruits, medicine, firewood and kerosene etc”. Shri DPS Negi further elaborated that “Like other price indices, the CPI AL and RL also observed an increase in inflation during the month”.

The CPI – AL and RL for the month of June, 2021 will be released on 20th July, 2021.

MJPS/MS/jk

(Release ID: 1728210) Visitor Counter : 600

Read this release in: Urdu , Hindi , Punjabi