

# All-India Consumer Price Index Numbers for Agricultural and Rural Labourers – June, 2021

Posted On: 20 JUL 2021 5:24PM by PIB Delhi

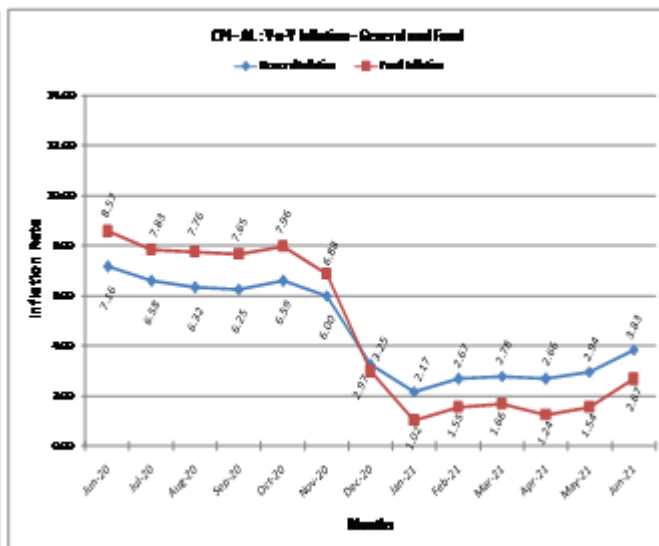
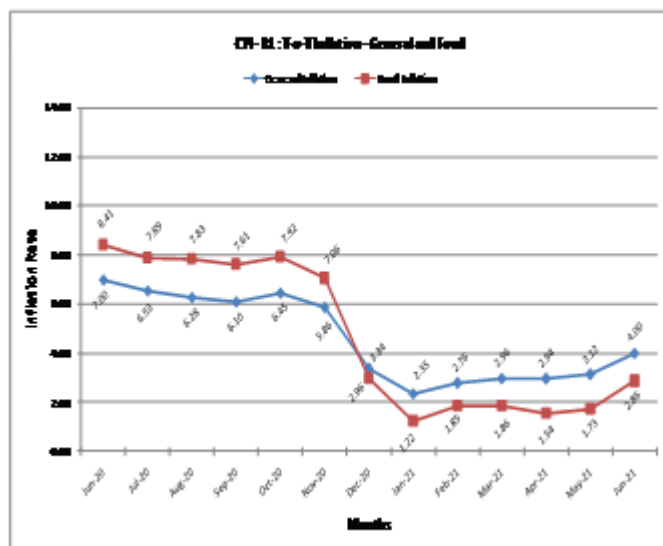
The All-India Consumer Price Index Numbers for Agricultural Labourers and Rural Labourers (Base: 1986-87=100) for the month of June, 2021 increased by 8 points each to stand at 1057 (One thousand and fifty seven) and 1065 (One thousand and sixty five) points respectively. The major contribution towards the rise in general index of Agricultural Labourers and Rural Labourers came from food with (+) 6.00 points and (+) 6.10 points respectively mainly due to rise in prices of pulses, vegetables & fruits, onion, meat goat, fish fresh/dry, mustard oil, guretc.

The rise/fall in index varied from State to State. In case of Agricultural Labourers, it recorded an increase of 1 to 10 points in 19 States and a decrease of 10 points in Jammu & Kashmir State. Tamil Nadu State with 1256 points topped the index table whereas Himachal Pradesh State with 824 points stood at the bottom.

In case of Rural Labourers, it recorded an increase of 2 to 10 points in 19 States and a decrease of 9 points in Jammu & Kashmir State. Tamil Nadu State with 1241 points topped the index table whereas Bihar State with 863 points stood at the bottom.

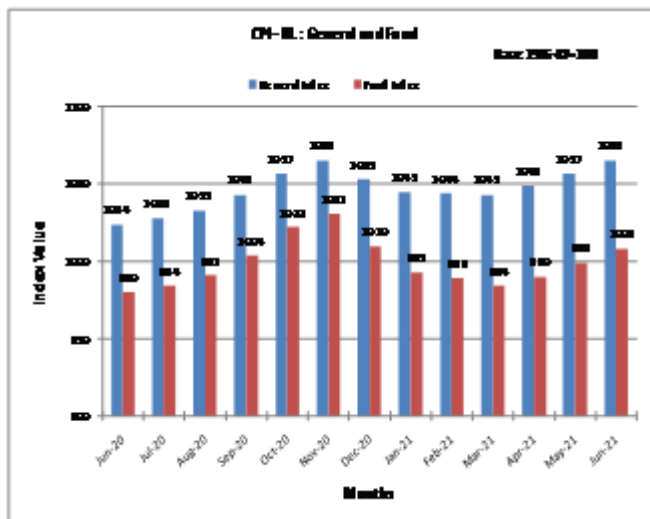
Amongst states, the maximum increase in the Consumer Price Index Numbers for Agricultural Labourers was experienced by Kerala State (+10 points) and for Rural Labourers it was experienced by four States namely Kerala, Maharashtra, Tamil Nadu & Uttar Pradesh (+10 points) mainly due to rise in the prices of groundnut oil, vegetables & fruits, fish fresh, meat goat, milk, sugar, onion, chillies-dry, gur, shirting cloth cotton (mill), plastic shoes, medicine, etc. On the contrary, the maximum decrease in the Consumer Price Index Numbers for Agricultural and Rural Labourers was experienced by Jammu & Kashmir State (-10 points and -9 points respectively) due to fall in the prices of wheat atta, vegetables and fruits, chillies green, garlic.

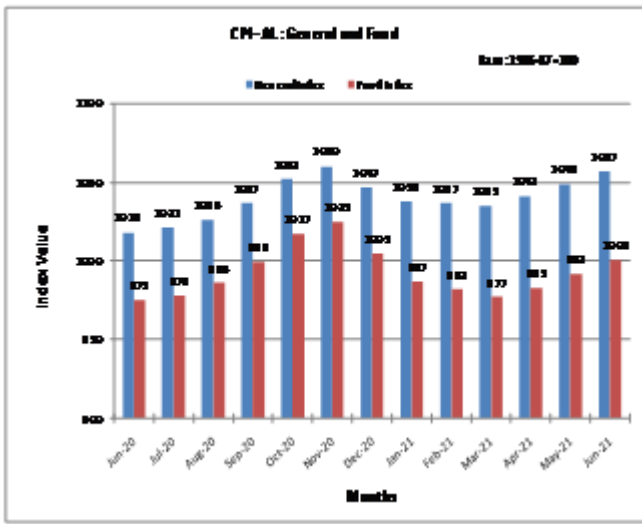
Point to point rate of inflation based on the CPI-AL and CPI-RL stood at 3.83% & 4.00% in June, 2021 compared to 2.94% & 3.12% respectively in May, 2021 and 7.16% and 7.00% respectively during the corresponding month of the previous year. Similarly, Food inflation stood at 2.67% & 2.86% in June, 2021 compared to 1.54% & 1.73% respectively in May, 2021 and 8.57% & 8.41% respectively during the corresponding month of the previous year.



1. All-India Consumer Price Index Number (General & Group-wise):

Group	Agricultural Labourers		Rural Labourers	
	May,2021	June,2021	May,2021	June,2021
<b>General Index</b>	<b>1049</b>	<b>1057</b>	<b>1057</b>	<b>1065</b>
Food	992	1001	999	1008
Pan, Supari, etc.	1809	1820	1822	1832
Fuel & Light	1131	1134	1126	1130
Clothing, Bedding &Footwear	1056	1063	1070	1078
Miscellaneous	1097	1102	1101	1105





Shri DPS Negi, Director General of Labour Bureau while releasing the index said that the increase in general index of Agricultural Labourers and Rural Labourers is mainly on account of increase in the prices of pulses, vegetables & fruits, onion, meat goat, fish fresh/dry, mustard oil, gur, shirting cloth (cotton mill), plastic shoes, firewood and kerosene etc.”

The CPI – AL and RL for the month of July, 2021 will be released on 20<sup>th</sup> August, 2021.

\*\*\*\*

MJPS/MS

(Release ID: 1737253)