

ALL-INDIA CONSUMER PRICE INDEX NUMBERS FOR AGRICULTURAL AND RURAL LABOURERS – SEPTEMBER, 2021

Posted On: 20 OCT 2021 7:16PM by PIB Delhi

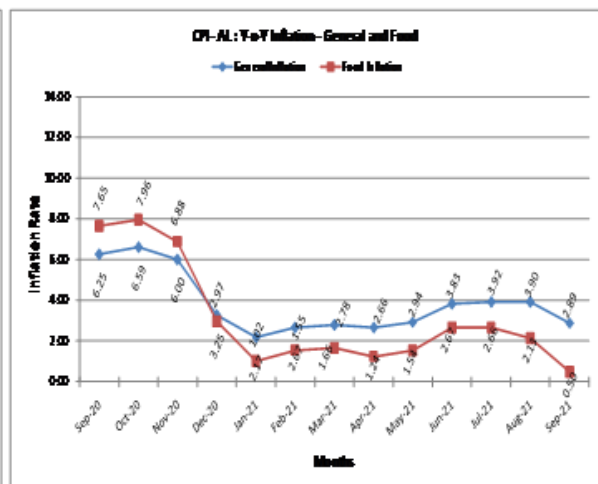
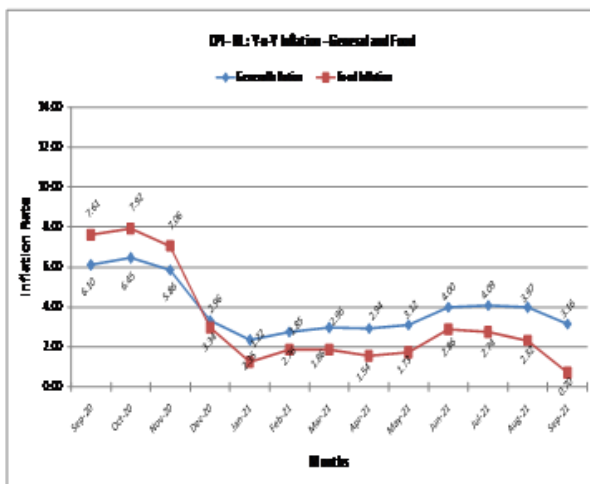
The All-India Consumer Price Index Numbers for Agricultural Labourers and Rural Labourers (Base: 1986-87=100) for the month of September, 2021 increased by 1 point and 2 points to stand at 1067 (One thousand and sixty seven) and 1076 (One thousand and seventysix) points respectively. The major contribution towards the rise in general index of Agricultural Labourers and Rural Labourers came from Fuel & Light group and Clothing, Bedding & Footwear group to the extent of 1.93 & 1.86 points and 0.75 & 1.45 points respectively mainly due to rise in prices of firewood, kerosene oil, shirting cloth cotton (mill), leather shoes/chappal, plastic shoes/chappal etc.

The rise/fall in index varied from State to State. In case of Agricultural Labourers, it recorded an increase of 1 to 17 points in 16 States and a decrease of 1 to 10 points in 4 States. Karnataka with 1244 points topped the index table whereas Himachal Pradesh with 856 points stood at the bottom.

In case of Rural Labourers, it recorded an increase of 1 to 12 points in 16 States and a decrease of 1 to 8 points in 4 States. Karnataka with 1239 points topped the index table whereas Bihar with 881 points stood at the bottom.

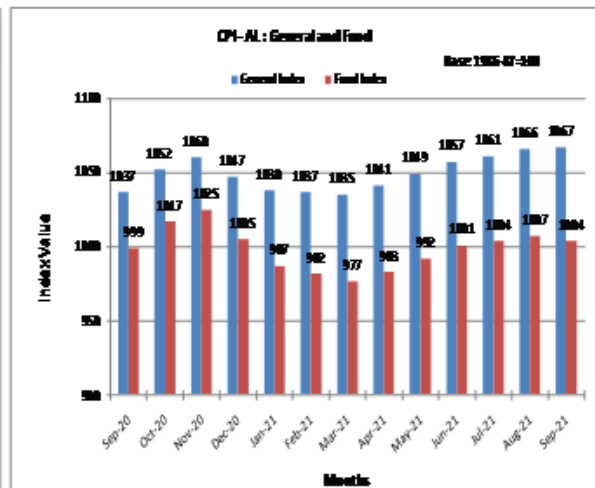
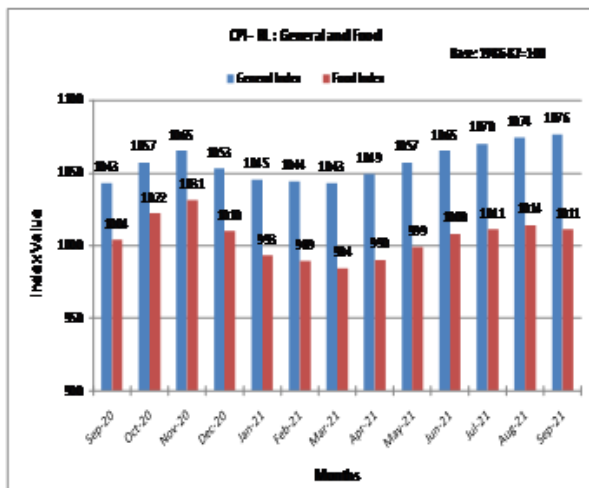
Shri D.P.S.Negi, Principal Labour & Employment Advisor said that amongst states, the maximum increase in the Consumer Price Index Numbers for Agricultural and Rural Labourers was experienced by Himachal Pradesh State (17 & 12 points respectively) mainly due to rise in the prices of pulses, mustard-oil, milk, vegetables & fruits, kerosene-oil, shirting cloth cotton (mill), plastic chappal, bus fare etc. On the contrary, the maximum decrease in the Consumer Price Index Numbers for Agricultural Labourers was experienced by Tamilnadu State (10 points) and for Rural Labourers by Andhra Pradesh & Tamilnadu States (8 points each) mainly due to fall in the prices of rice, jowar, bajra, ragi, tur dal, meat goat, onion, chillies-green/dry, tamarind, vegetables & fruits etc.

Point to point rate of inflation based on the CPI-AL and CPI-RL stood at 2.89% & 3.16% in September, 2021 compared to 3.90% & 3.97% respectively in August, 2021 and 6.25% and 6.10% respectively during the corresponding month of the previous year. Similarly, Food inflation stood at 0.50% & 0.70% in September, 2021 compared to 2.13% & 2.32% respectively in August, 2021 and 7.65% & 7.61% respectively during the corresponding month of the previous year.



All-India Consumer Price Index Number (General & Group-wise):

| Group | Agricultural Labourers | | Rural Labourers | |
|-----------------------------|------------------------|-------------|-----------------|-------------|
| | Aug.,2021 | Sept.,2021 | Aug.,2021 | Sept.,2021 |
| General Index | 1066 | 1067 | 1074 | 1076 |
| Food | 1007 | 1004 | 1014 | 1011 |
| Pan, Supari, etc. | 1818 | 1826 | 1830 | 1838 |
| Fuel & Light | 1150 | 1173 | 1145 | 1169 |
| Clothing, Bedding &Footwear | 1079 | 1090 | 1097 | 1112 |
| Miscellaneous | 1120 | 1128 | 1123 | 1130 |



The CPI – AL and RL for the month of October, 2021 will be released on 18th November, 2021.

VRRK/GK

(Release ID: 1765258)