



All-India Consumer Price Index Numbers for Agricultural and Rural Labourers – October, 2021

Posted On: 18 NOV 2021 6:08PM by PIB Delhi

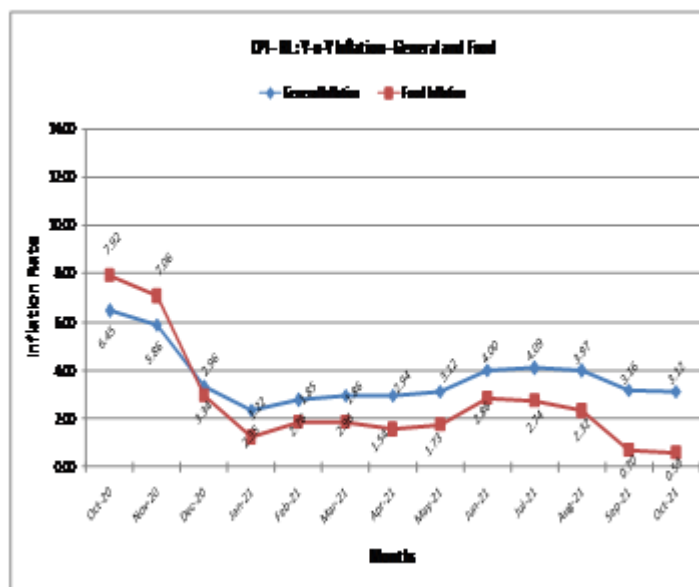
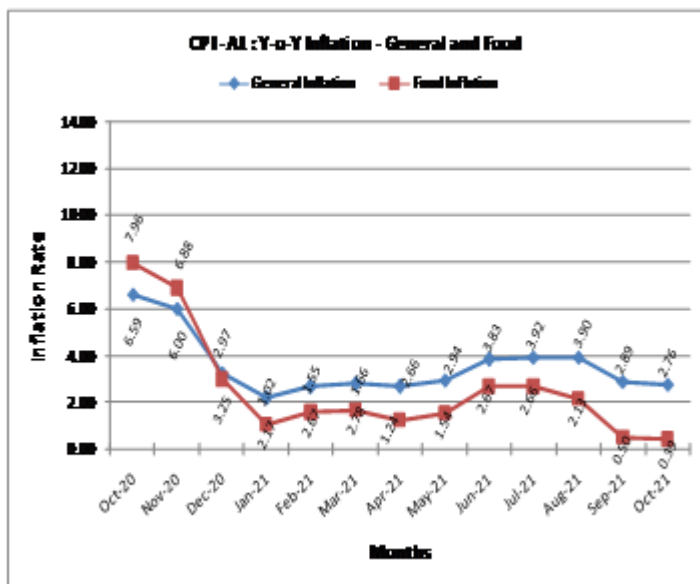
The All-India Consumer Price Index Numbers for Agricultural Labourers and Rural Labourers (Base: 1986-87=100) for the month of October, 2021 increased by 14 points each to stand at 1081 (One thousand and eighty one) and 1090 (One thousand and ninety) points respectively. The major contribution towards the rise in general index of Agricultural Labourers and Rural Labourers came from Food group to the extent of 12.02 & 11.70 points respectively mainly due to rise in prices of vegetables & fruits, wheat-atta, pulses, onion, meat-goat, fish-fresh, mustard-oil, sugar, gur, chillies-green/dry etc.

The rise/fall in index varied from State to State. In case of Agricultural Labourers, it recorded an increase of 5 to 22 points in 19 States and a decrease of 5 points in Manipur State. Karnataka with 1254 points topped the index table whereas Himachal Pradesh with 870 points stood at the bottom.

In case of Rural Labourers, it recorded an increase of 4 to 22 points in 19 States and a decrease of 5 points in Manipur State. Karnataka with 1252 points topped the index table whereas Bihar with 900 points stood at the bottom.

Amongst states, the maximum increase in the Consumer Price Index Numbers for Agricultural and Rural Labourers was experienced by Jammu & Kashmir (22 points each) mainly due to rise in the prices of vegetables & fruits, onion, mustard-oil, plastic shoes etc. On the contrary, the maximum decrease in the Consumer Price Index Numbers for Agricultural Labourers and Rural Labourers was experienced by Manipur State (5 points each) mainly due to fall in the prices of rice, fish-fresh, firewood, vegetables & fruits etc.

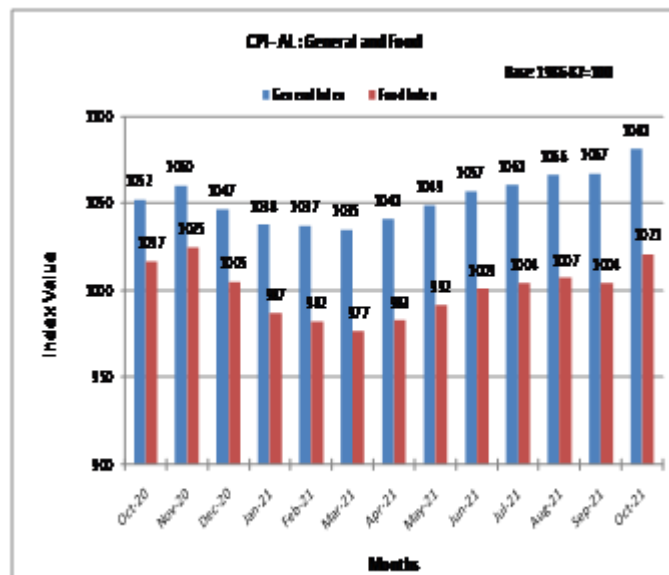
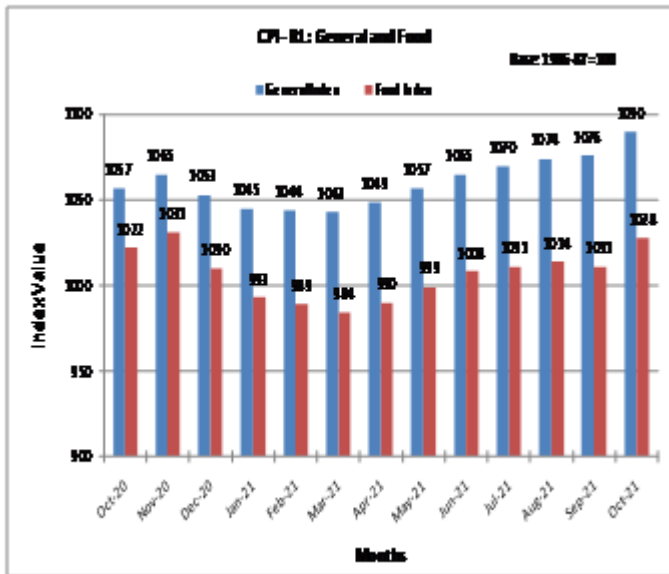
Shri D.P.S. Negi, Principal Labour & Employment Advisor & Chief Labour Commissioner (Central) said that point to point rate of inflation based on the CPI-AL and CPI-RL stood at 2.76% & 3.12% in October, 2021 compared to 2.89% & 3.16% respectively in September, 2021 and 6.59% and 6.45% respectively during the corresponding month of the previous year. Similarly, Food inflation stood at 0.39% & 0.59% in October, 2021 compared to 0.50% & 0.70% respectively in September, 2021 and 7.96% & 7.92% respectively during the corresponding month of the previous year.



All-India Consumer Price Index Number (General & Group-wise):

Group	Agricultural Labourers		Rural Labourers	
	Sept.,2021	Oct.,2021	Sept.,2021	Oct.,2021
General Index	1067	1081	1076	1090
Food	1004	1021	1011	1028
Pan, Supari, etc.	1826	1835	1838	1846
Fuel & Light	1173	1175	1169	1171

Clothing, Bedding &Footwear	1090	1096	1112	1120
Miscellaneous	1128	1133	1130	1135



The CPI – AL and RL for the month of November, 2021 will be released on 20thDecember, 2021.

(Release ID: 1772993) Visitor Counter : 563

Read this release in: Hindi