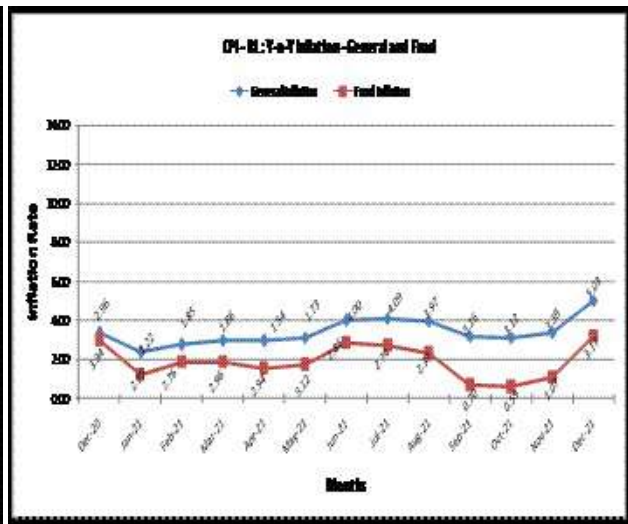
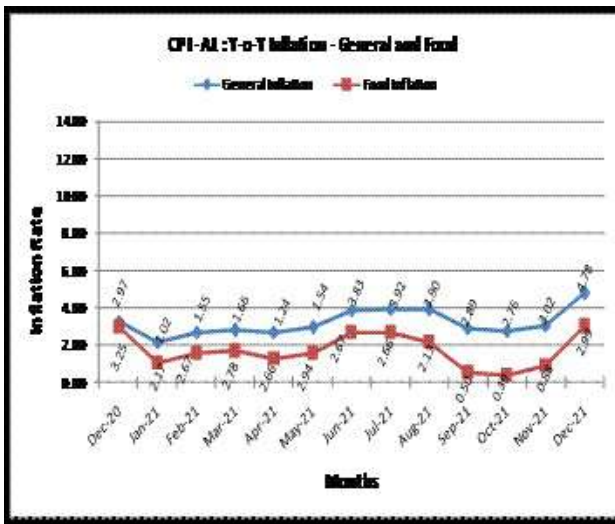




All-India Consumer Price Index Numbers for Agricultural and Rural Labourers - December, 2021

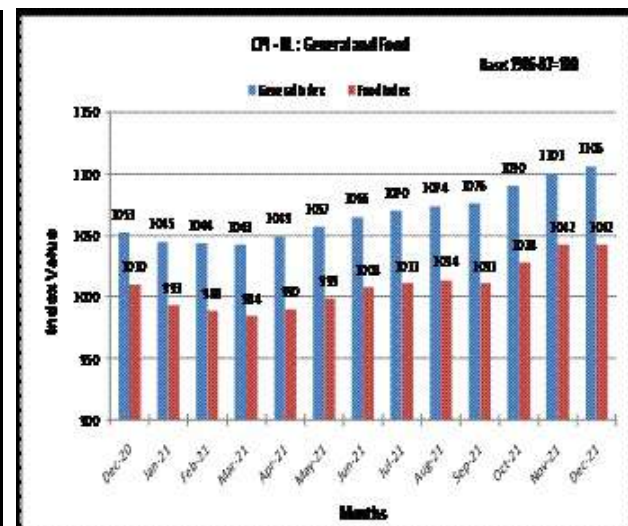
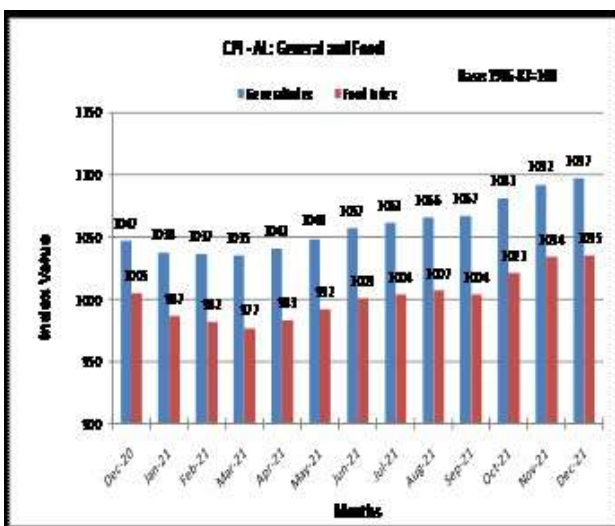
Posted On: 20 JAN 2022 5:07PM by PIB Delhi

1. The All-India Consumer Price Index Numbers for Agricultural Labourers and Rural Labourers (Base: 1986-87=100) for the month of December, 2021 increased by 5 points each to stand at 1097 (One thousand and ninety seven) and 1106 (One thousand one hundred and six) points respectively. The major contribution towards the rise in general index of Agricultural Labourers and Rural Labourers came from Fuel & Light group and miscellaneous group to the extent of 1.72 & 1.58 points and 1.02 & 1.06 points respectively mainly due to rise in prices of firewood, kerosene oil, medicine, barber charges, bus fare, toilet soap, washing soap, etc.
2. The rise/fall in index varied from State to State. In case of Agricultural Labourers, it recorded an increase of 1 to 20 points in 11 States and a decrease of 1 to 12 points in 8 States while it remained stationary for Orissa State. Tamilnadu with 1290 points topped the index table whereas Himachal Pradesh with 861 points stood at the bottom.
3. In case of Rural Labourers, it recorded an increase of 1 to 20 points in 11 States and a decrease of 1 to 14 points in 8 States while it remained stationary for Orissa State. Tamilnadu with 1276 points topped the index table whereas Himachal Pradesh with 915 points stood at the bottom.
4. Amongst states, the maximum increase in the Consumer Price Index Numbers for Agricultural and Rural Labourers was experienced by Tamilnadu State (20 points each) mainly due to rise in the prices of vegetables & fruits, onion, chillies green/dry, tamarind, etc. On the contrary, the maximum decrease in the Consumer Price Index Numbers for Agricultural and Rural Labourers was experienced by Himachal Pradesh State (12 points and 14 points respectively) mainly due to fall in the prices of wheat atta, pulses, onion, vegetables and fruits etc.
5. Point to point rate of inflation based on the CPI-AL and CPI-RL stood at 4.78% & 5.03% in December, 2021 compared to 3.02% & 3.38% respectively in November, 2021 and 3.25% and 3.34% respectively during the corresponding month of the previous year. Similarly, Food inflation stood at 2.99% & 3.17% in December, 2021 compared to 0.88% & 1.07% respectively in November, 2021 and 2.97% & 2.96% respectively during the corresponding month of the previous year.



6. All-India Consumer Price Index Number (General & Group-wise):

Group	Agricultural Labourers		Rural Labourers	
	Nov.,2021	Dec.,2021	Nov.,2021	Dec.,2021
General Index	1092	1097	1101	1106
Food	1034	1035	1042	1042
Pan, Supari, etc.	1845	1857	1857	1867
Fuel & Light	1178	1198	1174	1194
Clothing, Bedding & Footwear	1106	1116	1134	1143
Miscellaneous	1140	1149	1143	1152



7. The CPI – AL and RL for the month of January, 2022 will be released on 18thFebruary, 2022

HRK

(Release ID: 1791227) Visitor Counter : 3211

Read this release in: Tamil , Urdu , Hindi