

# All-India Consumer Price Index Numbers for Agricultural and Rural Labourers – January, 2022

Posted On: 18 FEB 2022 5:01PM by PIB Delhi

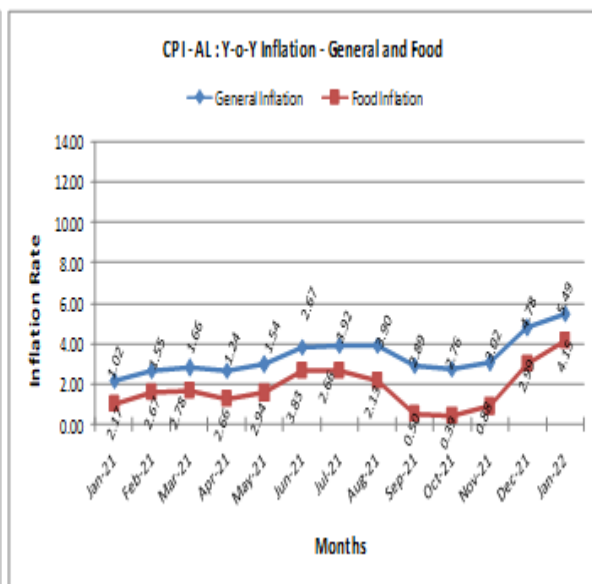
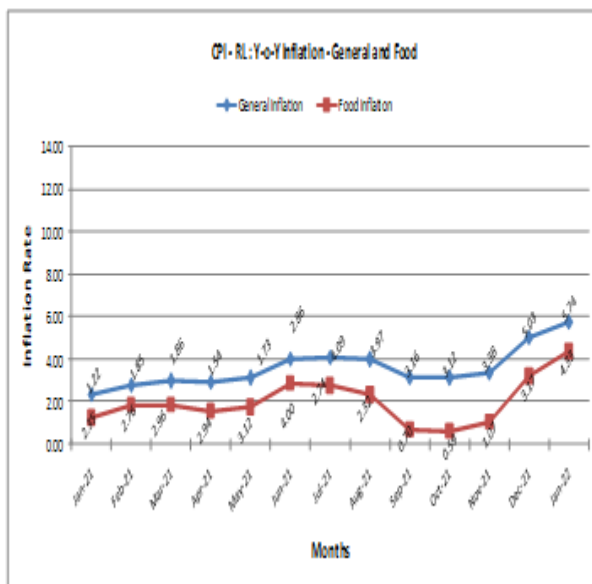
The All-India Consumer Price Index Numbers for Agricultural Labourers and Rural Labourers (Base: 1986-87=100) for the month of January, 2022 decreased by 2 points & 1 point to stand at 1095 (One thousand and ninety five) and 1105 (One thousand one hundred and five) points respectively. The major contribution towards the fall in general index of Agricultural Labourers and Rural Labourers came from Food group to the extent of 4.65 & 4.17 points respectively mainly due to decrease in prices of pulses, mustard-oil, fish-fresh, sugar, gur, onion, vegetables & fruits, etc.

The fall/rise in index varied from State to State. In case of Agricultural Labourers, it recorded a decrease of 1 to 9 points in 11 States and an increase of 1 to 8 points in 9 States. Tamilnadu with 1292 points topped the index table whereas Himachal Pradesh with 869 points stood at the bottom.

In case of Rural Labourers, it recorded a decrease of 1 to 9 points in 10 States and an increase of 2 to 8 points in 8 States while it remained stationary for Madhya Pradesh & Orissa States. Tamilnadu with 1278 points topped the index table whereas Himachal Pradesh with 917 points stood at the bottom.

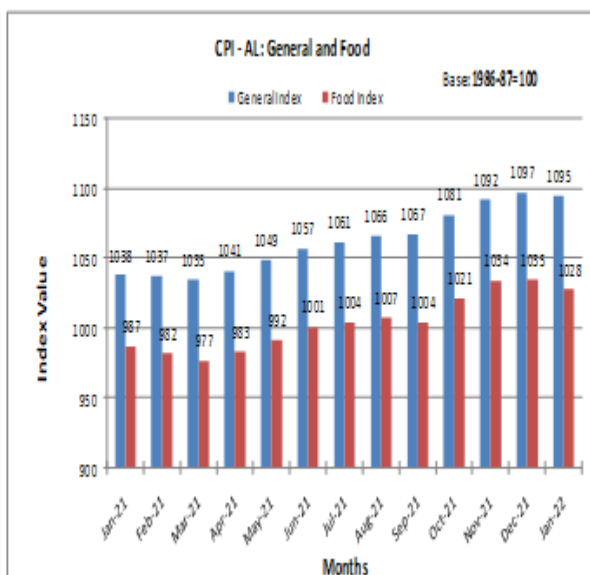
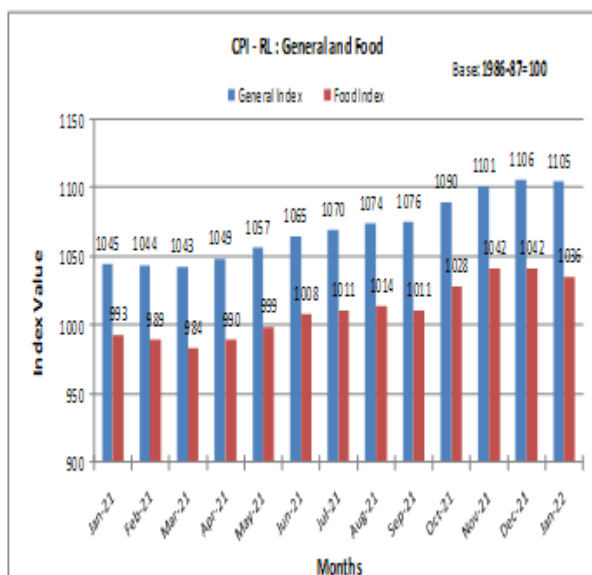
Amongst states, the maximum decrease in the Consumer Price Index Numbers for Agricultural and Rural Labourers was experienced by Uttar Pradesh State (9 points each) mainly due to fall in the prices of wheat-atta, pulses, mustard-oil, vegetables & fruits, firewood, etc. On the contrary, the maximum increase in the Consumer Price Index Numbers for Agricultural Labourers was experienced by Himachal Pradesh & Rajasthan States (8 points each) and for Rural Labourers by Jammu & Kashmir (8 points) mainly due to rise in the prices of rice, maize, vegetables & fruits, wheat-atta, meat-goat, shirting cloth cotton (mill), firewood, etc.

Point to point rate of inflation based on the CPI-AL and CPI-RL stood at 5.49% & 5.74% in January, 2022 compared to 4.78% & 5.03% respectively in December, 2021 and 2.17% and 2.35% respectively during the corresponding month of the previous year. Similarly, Food inflation stood at 4.15% & 4.33% in January, 2022 compared to 2.99% & 3.17% respectively in December, 2021 and 1.02% & 1.22% respectively during the corresponding month of the previous year.



All-India Consumer Price Index Number (General & Group-wise):

Group	Agricultural Labourers		Rural Labourers	
	Dec.,2021	Jan.,2022	Dec.,2021	Jan.,2022
<b>General Index</b>	<b>1097</b>	<b>1095</b>	<b>1106</b>	<b>1105</b>
Food	1035	1028	1042	1036
Pan, Supari, etc.	1857	1885	1867	1893
Fuel & Light	1198	1208	1194	1203
Clothing, Bedding & Footwear	1116	1124	1143	1153
Miscellaneous	1149	1154	1152	1157



The CPI – AL and RL for the month of February, 2022 will be released on 17<sup>th</sup> March, 2022.

\*\*\*\*

(Release ID: 1799300)