



All-India Consumer Price Index Numbers For Agricultural And Rural Labourers – November, 2022

Posted On: 20 DEC 2022 7:34PM by PIB Delhi

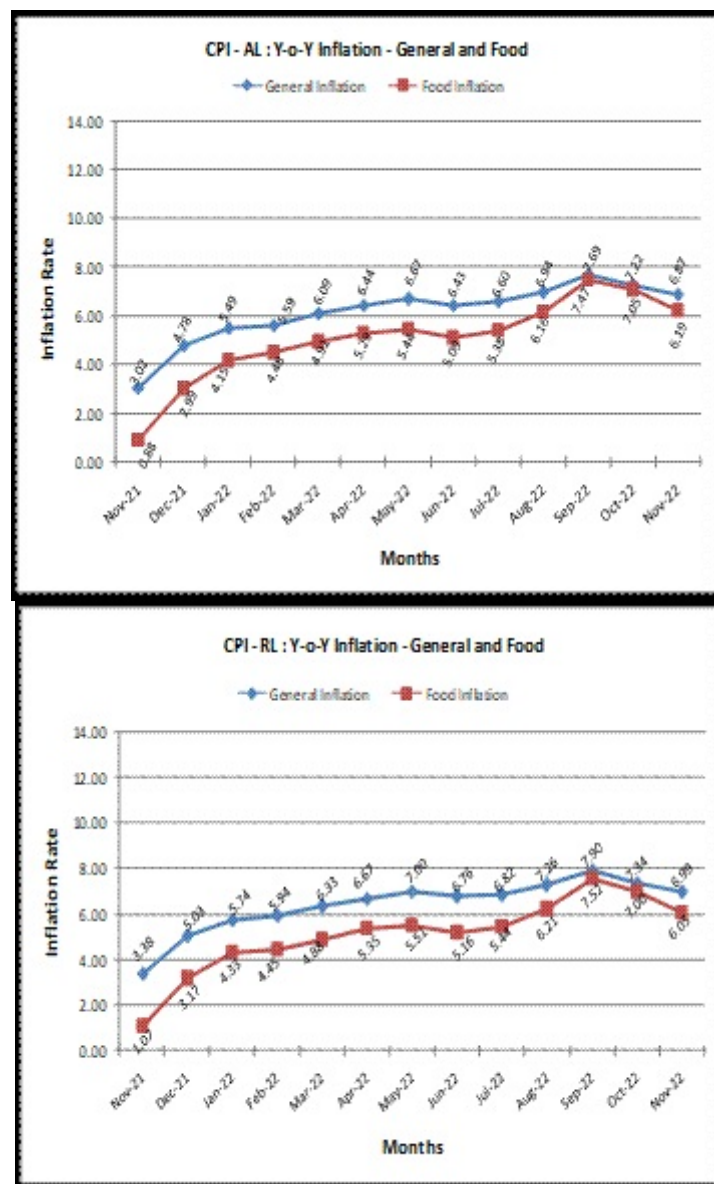
The All-India Consumer Price Index Number for Agricultural Labourers and Rural Labourers (Base: 1986-87=100) for the month of November, 2022 increased by 8 points each to stand at 1167 (One thousand one hundred and sixty seven) and 1178 (One thousand one hundred and seventy eight) points respectively. The major contribution towards the rise in general index of Agricultural Labourers and Rural Labourers came from food group to the extent of 4.05 & 3.56 points respectively mainly due to increase in prices of rice, wheat-atta, jowar, bajra, pulses, meat goat, mustard-oil, milk, ghee, onion, chillies dry, mixed spices, tea-readymade, etc.

The rise/fall in index varied from State to State. In case of Agricultural Labourers, it recorded an increase of 1 to 16 points in 17 States and a decrease of 1 to 9 points in 3 States. Tamil Nadu with 1345 points topped the index table whereas Himachal Pradesh with 912 points stood at the bottom.

In case of Rural Labourers, it recorded an increase of 1 to 16 points in 18 States and a decrease of 5 to 9 points in 2 States. Tamil Nadu with 1333 points topped the index table whereas Himachal Pradesh with 965 points stood at the bottom.

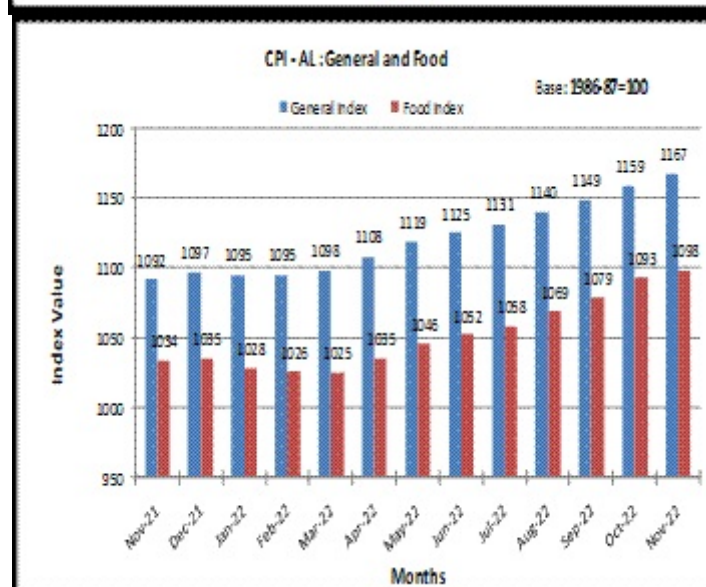
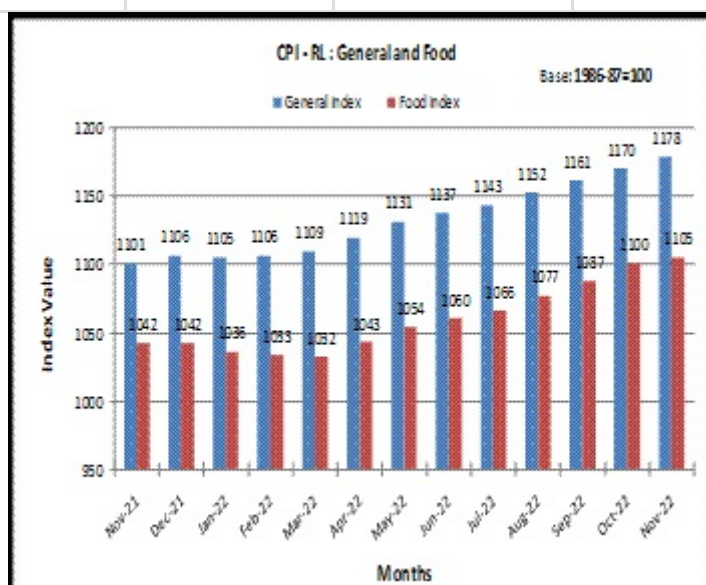
Amongst states, the maximum increase in the Consumer Price Index Numbers for Agricultural and Rural Labourers was experienced by Bihar State (16 points each) mainly due to rise in the prices of wheat-atta, maize, fish fresh, onion, firewood, vegetables & fruits, etc. On the contrary, the maximum decrease in the Consumer Price Index Numbers for Agricultural Labourers and Rural Labourers was experienced by Assam State (9 points each) mainly due to fall in the prices of rice, fish-fresh, firewood, vegetables & fruits etc.

Point to point rate of inflation based on the CPI-AL and CPI-RL stood at 6.87% & 6.99% in November, 2022 compared to 7.22% & 7.34% respectively in October, 2022 and 3.02% and 3.38% respectively during the corresponding month of the previous year. Similarly, food inflation stood at 6.19% & 6.05% in November, 2022 compared to 7.05% & 7.00% respectively in October, 2022 and 0.88% & 1.07% respectively during the corresponding month of the previous year.



All-India Consumer Price Index Number (General & Group-wise):

Group	Agricultural Labourers		Rural Labourers	
	October, 2022	November, 2022	October, 2022	November, 2022
General Index	1159	1167	1170	1178
Food	1093	1098	1100	1105
Pan, Supari, etc.	1925	1941	1935	1950
Fuel & Light	1274	1285	1267	1277
Clothing, Bedding & Footwear	1213	1223	1250	1261
Miscellaneous	1208	1224	1213	1228



The CPI – AL and RL for the month of December, 2022 will be released on 20th January, 2023.

MJPS/SSV

(Release ID: 1885208) Visitor Counter : 1045

Read this release in: Hindi