

ALL-INDIA CONSUMER PRICE INDEX NUMBERS FOR AGRICULTURAL AND RURAL LABOURERS – MARCH, 2023

Posted On: 20 APR 2023 8:57PM by PIB Delhi

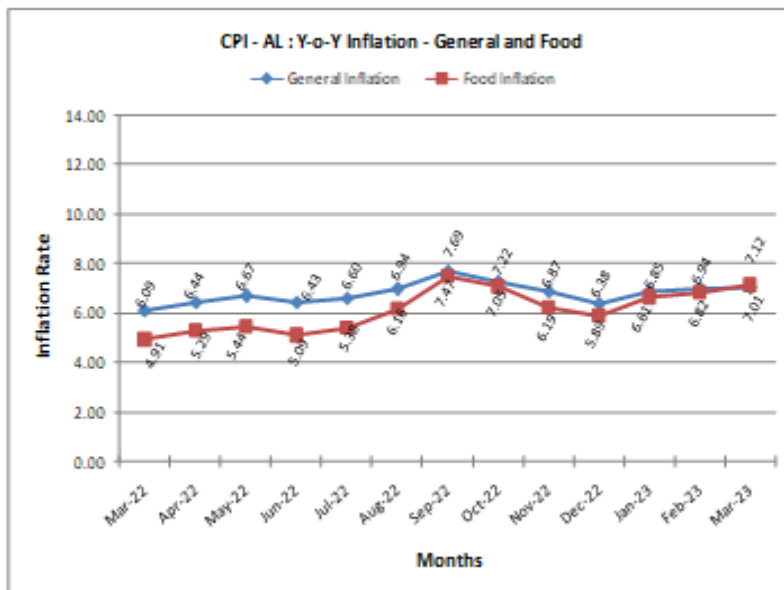
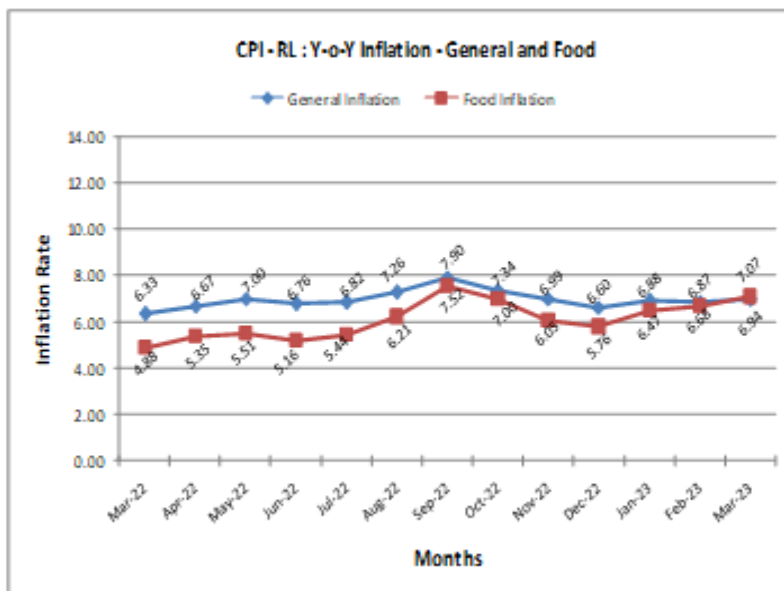
The All-India Consumer Price Index Number for Agricultural Labourers and Rural Labourers (Base: 1986-87=100) for the month of March, 2023 increased by 4 points each to stand at 1175 (One thousand one hundred and seventy five) and 1186 (One thousand one hundred and eighty six) points respectively. The major contribution towards the rise in general index of Agricultural Labourers and Rural Labourers came from food group to the extent of 1.67 & 1.97 points respectively mainly due to increase in prices of rice, jowar, ragi, pulses, milk, meat goat, fish fresh/dry, chillies green, garlic, mixed spices, vegetables & fruits, tea readymade, etc.

The rise/fall in index varied from State to State. In case of Agricultural Labourers, it recorded an increase of 1 to 9 points in 18 States and a decrease of 2 to 4 points in 2 States. Tamilnadu with 1360 points topped the index table whereas Himachal Pradesh with 917 points stood at the bottom.

In case of Rural Labourers, it recorded an increase of 1 to 9 points in 18 States and a decrease of 2 to 3 points in 2 States. Tamilnadu with 1350 points topped the index table whereas Himachal Pradesh with 968 points stood at the bottom.

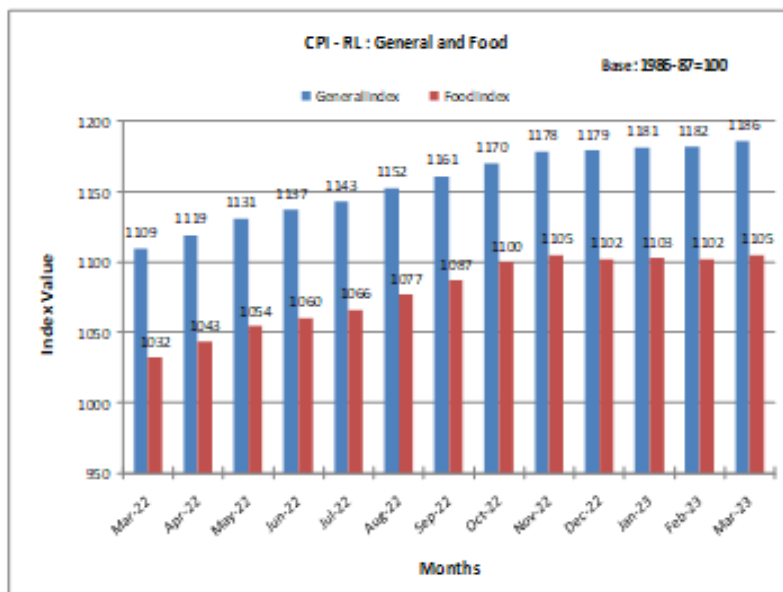
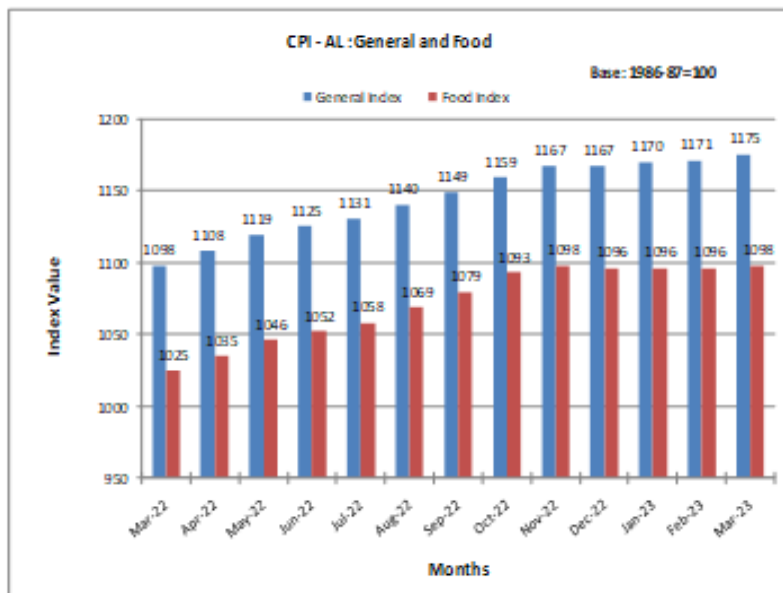
Amongst states, the maximum increase in the Consumer Price Index Numbers for both Agricultural Labourers and Rural Labourers was experienced by West Bengal State (9 points each) mainly due to rise in the prices of rice, meat goat, fish-fresh, chillies green, vegetables & fruits, firewood, etc. On the contrary, the maximum decrease in the Consumer Price Index Numbers for Agricultural Labourers and Rural Labourers was experienced by Uttar Pradesh State (4 & 3 points respectively) mainly due to fall in the prices of wheat-atta, bajra, barley, mustard oil, onion, etc.

Point to point rate of inflation based on the CPI-AL and CPI-RL stood at 7.01% & 6.94% in March, 2023 compared to 6.94% & 6.87% respectively in February, 2023 and 6.09% and 6.33% respectively during the corresponding month of the previous year. Similarly, Food inflation stood at 7.12% & 7.07% in March, 2023 compared to 6.82% & 6.68% respectively in February, 2023 and 4.91% & 4.88% respectively during the corresponding month of the previous year.



All-India Consumer Price Index Number (General & Group-wise):

| Group | Agricultural Labourers | | Rural Labourers | |
|------------------------------|------------------------|-------------|-----------------|-------------|
| | February, 2023 | March, 2023 | February, 2023 | March, 2023 |
| General Index | 1171 | 1175 | 1182 | 1186 |
| Food | 1096 | 1098 | 1102 | 1105 |
| Pan, Supari, etc. | 1977 | 1996 | 1986 | 2005 |
| Fuel & Light | 1296 | 1298 | 1288 | 1290 |
| Clothing, Bedding & Footwear | 1243 | 1247 | 1280 | 1286 |
| Miscellaneous | 1245 | 1251 | 1250 | 1255 |



The CPI – AL and RL for the month of April, 2023 will be released on 19th May, 2023.

MJPS/SSV

(Release ID: 1918416)