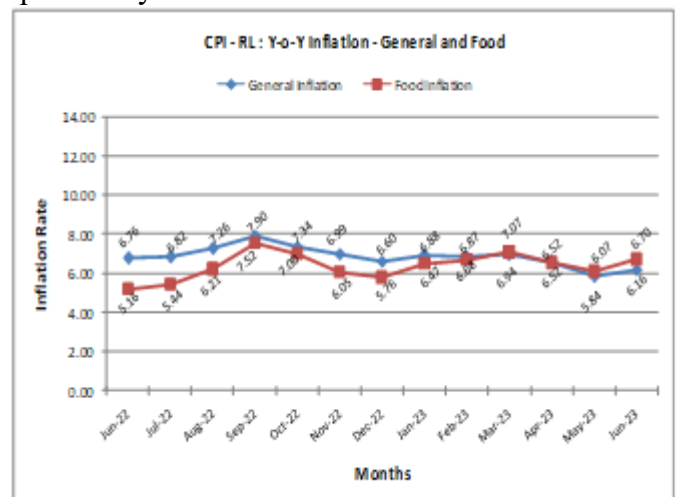
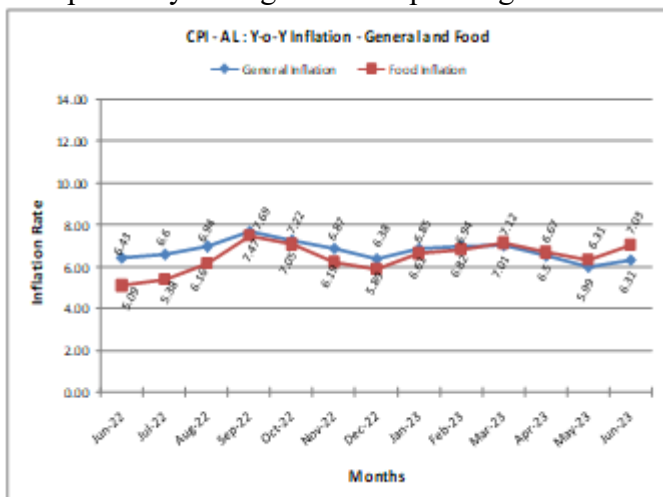


All-India Consumer Price Index Numbers For Agricultural And Rural Labourers – June, 2023

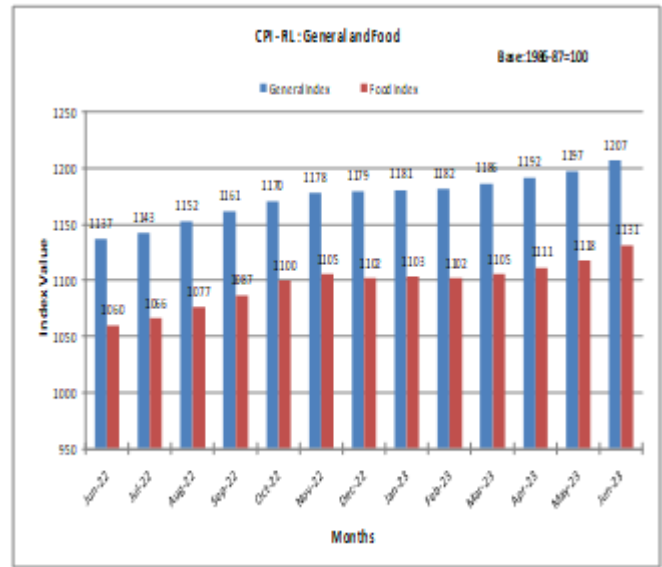
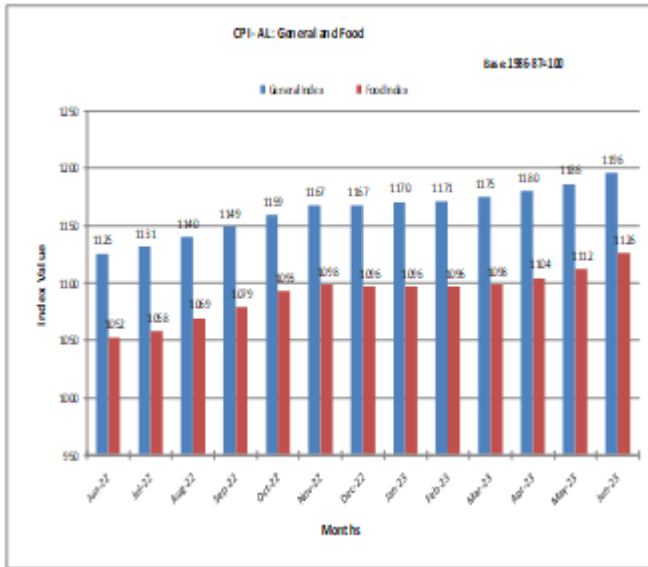
Posted On: 20 JUL 2023 7:58PM by PIB Delhi

1. The All-India Consumer Price Index Number for Agricultural Labourers and Rural Labourers (Base: 1986-87=100) for the month of June, 2023 increased by 10 points each to stand at 1196 (One thousand one hundred and ninety six) and 1207 (One thousand two hundred and seven) points respectively. The major contribution towards the rise in general index of Agricultural Labourers and Rural Labourers came from food group to the extent of 9.59 and 8.96 points respectively mainly due to increase in prices of rice, pulses, milk, meat goat, fish-fresh/dry, gur, chillies-green/dry, garlic, ginger, onion, vegetables & fruits, etc.
2. The rise/fall in index varied from State to State. In case of Agricultural Labourers, it recorded an increase of 2 to 20 points in 17 States and a decrease of 4 points in Himachal Pradesh and 18 points in Jammu & Kashmir while it remained stationary for Kerala. Tamilnadu with 1391 points topped the index table whereas Himachal Pradesh with 914 points stood at the bottom.
3. In case of Rural Labourers, it recorded an increase of 1 to 20 points in 18 States and a decrease of 2 points in Rajasthan and 16 points in Jammu & Kashmir. Tamilnadu with 1379 points topped the index table whereas Himachal Pradesh with 973 points stood at the bottom.
4. Amongst states, the maximum increase in the Consumer Price Index Numbers for Agricultural Labourers was experienced by Andhra Pradesh and Tamilnadu (20 points each) and for Rural Labourers by Andhra Pradesh (20 points) mainly due to rise in the prices of rice, pulses, poultry, fish fresh, chillies-dry, ginger, onion, vegetables & fruits, etc. On the contrary, the maximum decrease in the Consumer Price Index Numbers for Agricultural Labourers and Rural Labourers was experienced by Jammu & Kashmir (18 points and 16 points respectively) mainly due to fall in the prices of pulses, mustard-oil, fish-fresh, garlic, vegetables & fruits, etc.
5. Point to point rate of inflation based on the CPI-AL and CPI-RL stood at 6.31% and 6.16% in June, 2023 compared to 5.99% and 5.84% respectively in May, 2023 and 6.43% and 6.76% respectively during the corresponding month of the previous year. Similarly, Food inflation stood at 7.03% and 6.70% in June, 2023 compared to 6.31% and 6.07% respectively in May, 2023 and 5.09% and 5.16% respectively during the corresponding month of the previous year.



6. All-India Consumer Price Index Number (General & Group-wise):

Group	Agricultural Labourers		Rural Labourers	
	May, 2023	June, 2023	May, 2023	June, 2023
General Index	1186	1196	1197	1207
Food	1112	1126	1118	1131
Pan, Supari, etc.	1993	1986	2003	1996
Fuel & Light	1301	1304	1293	1296
Clothing, Bedding & Footwear	1254	1255	1294	1298
Miscellaneous	1260	1264	1265	1269



7. The CPI – AL and RL for the month of July, 2023 will be released on 18th August, 2023.

MJPS/NSK

(Release ID: 1941210)