

All-India Consumer Price Index Numbers for Agricultural and Rural Labourers – September, 2023

Posted On: 20 OCT 2023 7:39PM by PIB Delhi

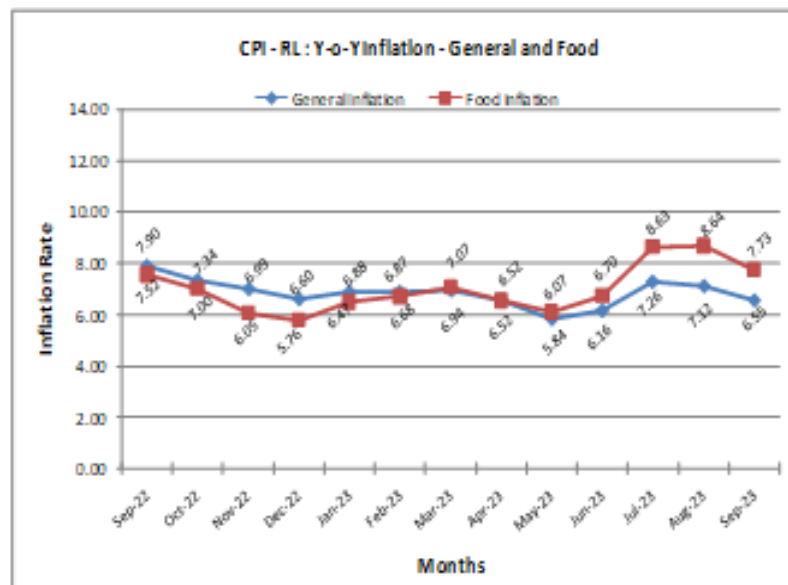
The All-India Consumer Price Index Number for Agricultural Labourers and Rural Labourers (Base: 1986-87=100) for the month of September, 2023 increased by 2 points and 3 points respectively to stand at 1226 (One thousand two hundred and twenty six) and 1237 (One thousand two hundred and thirty seven) points respectively. The major contribution towards the rise in general index of Agricultural Labourers and Rural Labourers came from food group to the extent of 1.13 and 0.88 points respectively mainly due to increase in prices of rice, pulses, turmeric whole, onion, sugar, gur, chilly dry, garlic, mixed spices, etc.

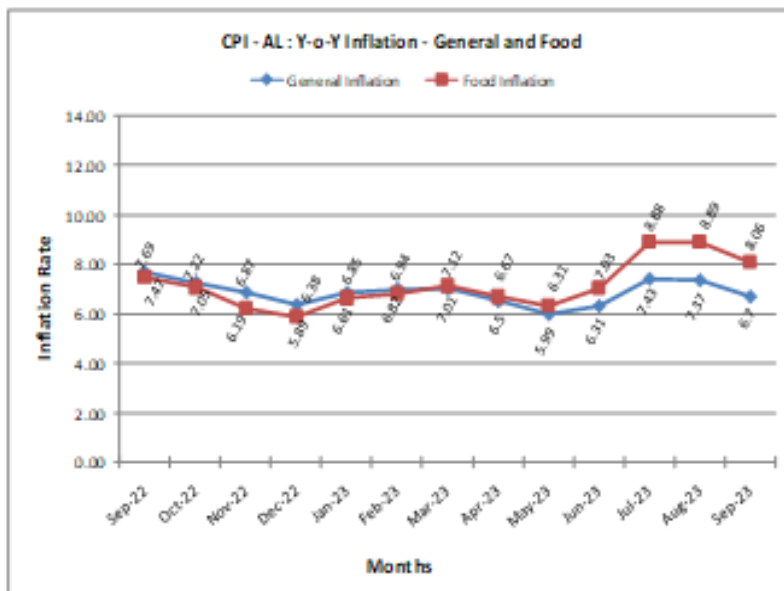
The rise/fall in index varied from State to State. In case of Agricultural Labourers, it recorded an increase of 3 to 12 points in 15 States and a decrease of 2 to 12 points in 4 States while it remained stationary for 1 State (Rajasthan). Tamil Nadu with 1413 points topped the index table whereas Himachal Pradesh with 949 points stood at the bottom.

In case of Rural Labourers, it recorded an increase of 3 to 12 points in 14 States and a decrease of 3 to 12 points in 5 States while it remained stationary for 1 State (Rajasthan). Andhra Pradesh and Tamil Nadu with 1400 points each topped the index table whereas Himachal Pradesh with 1000 points stood at the bottom.

Amongst states, the maximum increase was experienced by Uttar Pradesh in the Consumer Price Index Numbers for Agricultural Labourers and Rural Labourers (12 points each) mainly due to rise in the prices of rice, wheat atta, pulses, milk, onion, gur, shirting cloth (cotton mill), etc. On the contrary, the maximum decrease in the Consumer Price Index Numbers for Agricultural Labourers and Rural Labourers was experienced by Andhra Pradesh (12 points each) mainly due to fall in the prices of millets, fish dry, chillies green, vegetables & fruits, etc.

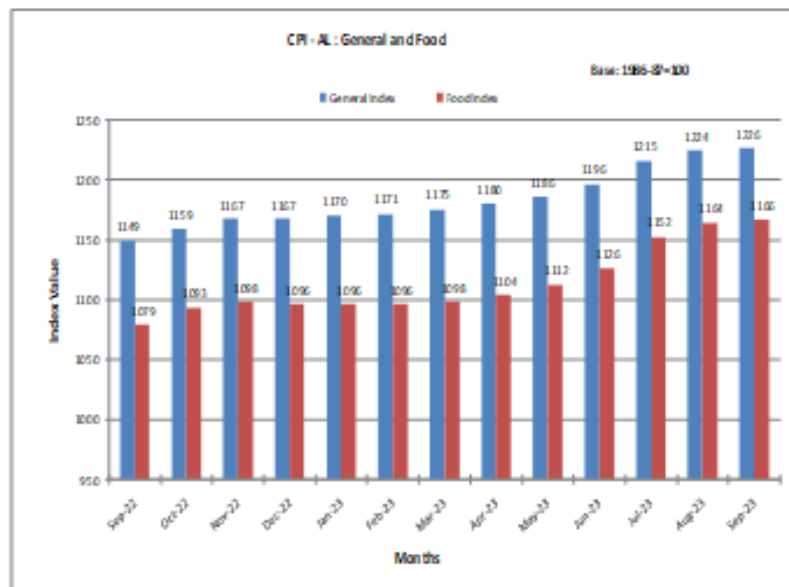
Point to point rate of inflation based on the CPI-AL and CPI-RL stood at 6.70% and 6.55% in September, 2023 compared to 7.37% and 7.12% respectively in August, 2023 and 7.69% & 7.90% respectively during the corresponding month of the previous year. Similarly, food inflation stood at 8.06% and 7.73% in September, 2023 compared to 8.89% and 8.64% respectively in August, 2023 and 7.47% & 7.52% respectively during the corresponding month of the previous year.

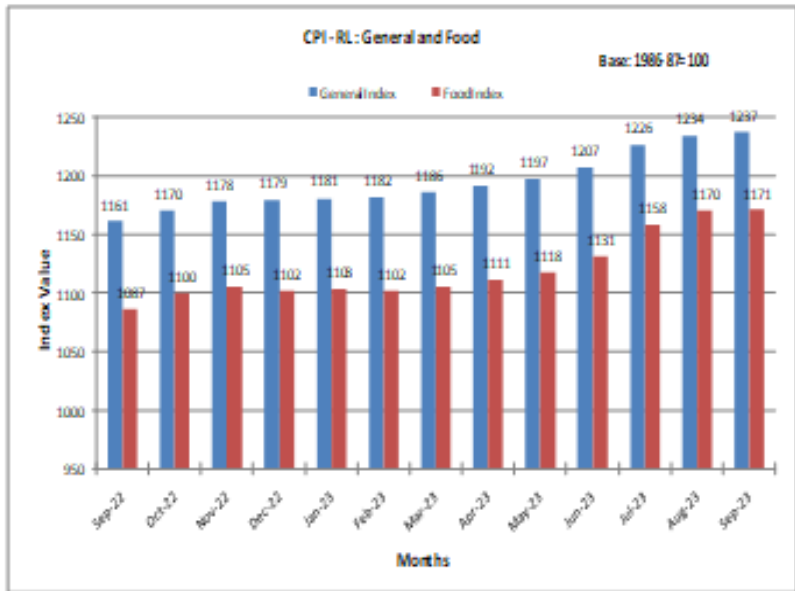




All-India Consumer Price Index Number (General & Group-wise):

Group	Agricultural Labourers		Rural Labourers	
	August, 2023	September, 2023	August, 2023	September, 2023
General Index	1224	1226	1234	1237
Food	1164	1166	1170	1171
Pan, Supari, etc.	1994	2004	2004	2014
Fuel & Light	1303	1307	1295	1299
Clothing, Bedding & Footwear	1253	1261	1300	1307
Miscellaneous	1272	1274	1276	1278





The CPI – AL and RL for the month of October, 2023 will be released on 20th November, 2023.

MJPS/NSK

(Release ID: 1969533)