

All-India Consumer Price Index Numbers for Agricultural and Rural Labourers – October, 2023

Posted On: 20 NOV 2023 6:46PM by PIB Delhi

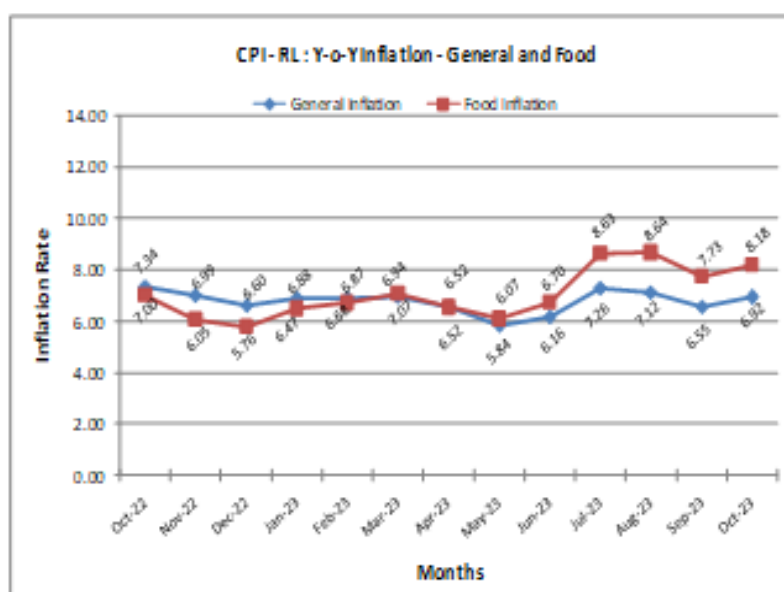
The All India Consumer Price Index Number for Agricultural Labourers (CPI-AL) and Rural Labourers (CPI-RL) (Base: 1986-87=100) for the month of October, 2023 increased by 15 points and 14 points respectively to stand at 1241 (one thousand two hundred and forty-one) and 1251 (one thousand two hundred and fifty-one) points respectively. The major contribution towards the rise in general index of Agricultural Labourers and Rural Labourers came from food group to the extent of 13.20 and 12.48 points respectively mainly due to increase in prices of rice, wheat atta, pulses, vegetables, milk, onion, chillies (green), mixed spices etc.,

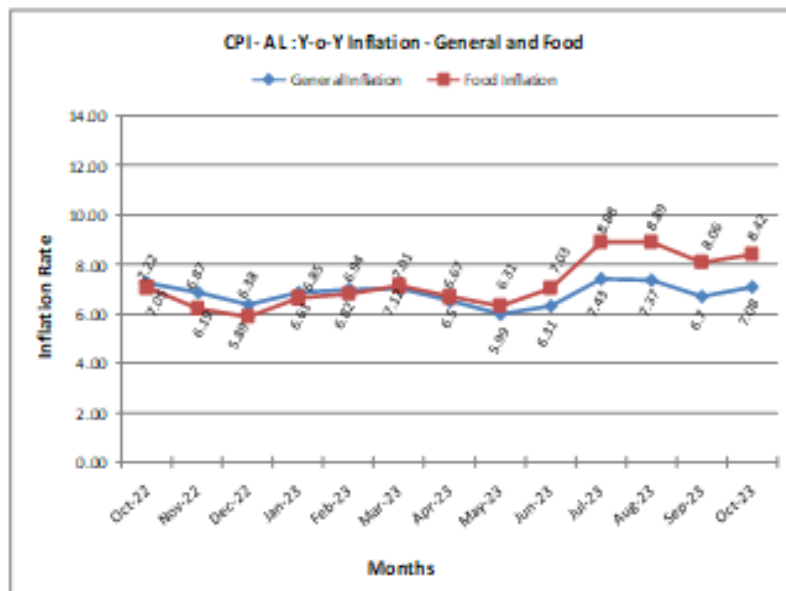
There has been an upward trend in the index across all the states. In the case of Agricultural Labourers, it recorded an increase of 1 to 10 points in 5 States, 11 to 20 points in 13 states and an increase of more than 20 points in 2 states. Tamil Nadu with 1427 points topped the index table whereas Himachal Pradesh with 960 points stood at the bottom.

In the case of Rural Labourers, it recorded an increase of 1 to 10 points in 5 states, 11 to 20 points in 13 states and an increase of more than 20 points in 2 states. Andhra Pradesh and Tamil Nadu with 1415 points each topped the index table whereas Himachal Pradesh with 1011 points stood at the bottom.

Amongst states, the maximum increase was experienced by Jammu & Kashmir for both CPI-AL and CPI-RL (32 and 29 points respectively) mainly due to rise in the prices of rice, wheat atta, onion, kadam saag/spinach, etc. The minimum increase in both the indexes was experienced by Kerala (1 point each).

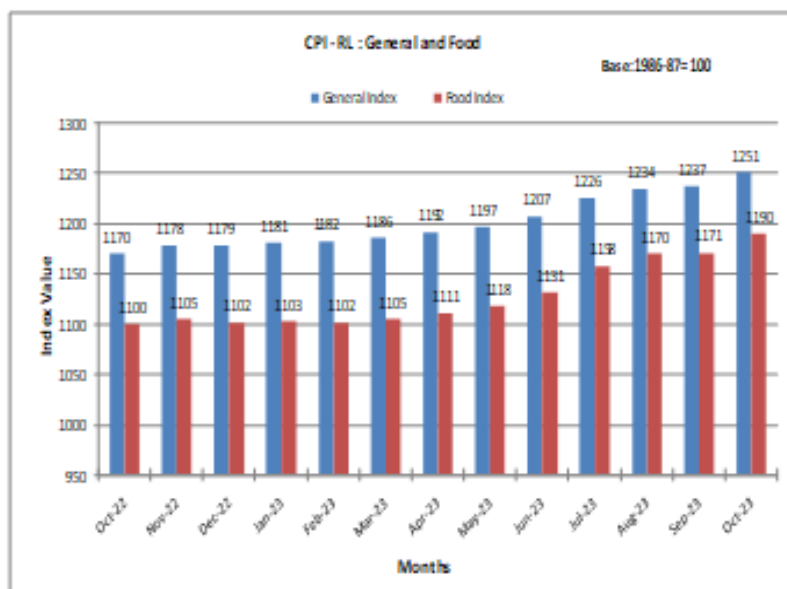
Point to point rate of inflation based on the CPI-AL and CPI-RL stood at 7.08% and 6.92% in October, 2023 compared to 6.70% and 6.55% respectively in September, 2023 and 7.22% and 7.34% respectively during the corresponding month of the previous year. Similarly, food inflation stood at 8.42% and 8.18% in October, 2023 compared to 8.06% and 7.73% respectively in September, 2023 and 7.05% & 7.00% respectively during the corresponding month of the previous year.

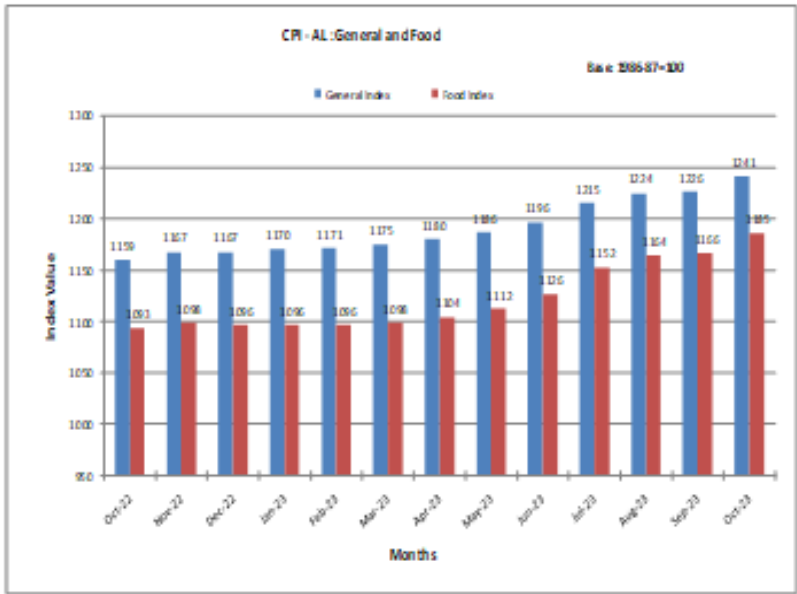




All-India Consumer Price Index Number (General & Group-wise):

| Group | Agricultural Labourers | | Rural Labourers | |
|------------------------------|------------------------|---------------|-----------------|---------------|
| | September, 2023 | October, 2023 | September, 2023 | October, 2023 |
| General Index | 1226 | 1241 | 1237 | 1251 |
| Food | 1166 | 1185 | 1171 | 1190 |
| Pan, Supari, etc. | 2004 | 2009 | 2014 | 2019 |
| Fuel & Light | 1307 | 1308 | 1299 | 1299 |
| Clothing, Bedding & Footwear | 1261 | 1266 | 1307 | 1315 |
| Miscellaneous | 1274 | 1277 | 1278 | 1278 |





The CPI – AL and RL for the month of November, 2023 will be released on 20th December, 2023.

NSK

(Release ID: 1978288)