

# All-India Consumer Price Index Numbers for Agricultural and Rural Labourers – December, 2023

Posted On: 19 JAN 2024 8:32PM by PIB Delhi

The All-India Consumer Price Index Number for Agricultural Labourers and Rural Labourers (Base: 1986-87=100) for the month of December, 2023 increased by 4 points and 5 points respectively to stand at 1257 and 1267 points respectively. The major contribution towards rise in the general index of Agricultural Labourers and Rural Labourers came from food group to the extent of 3.24 and 2.98 points respectively mainly due to increase in prices of rice, wheat atta, jowar, bajra, maize, pulses, milk, meat goat, sugar, garlic, etc.

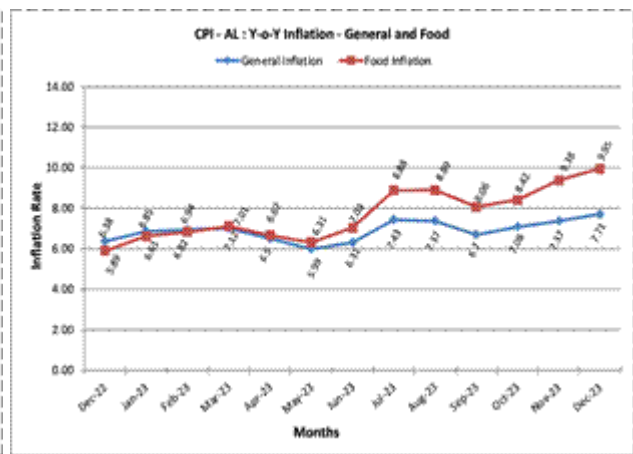
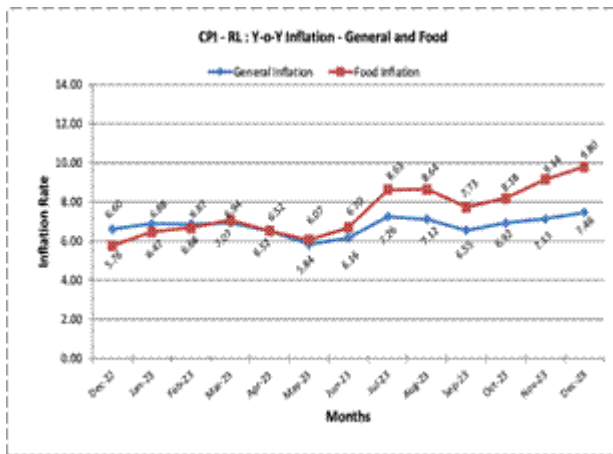
There had been a mixed trend in the indices of constituent States. Seven States experienced a decrease in CPI-AL whereas six States saw a decrease in CPI-RL.

In the case of Agricultural Labourers, it recorded an increase of 11 to 20 points in 2 States, 1 to 10 points in 11 States and a decrease of 1 to 10 points in 7 States. Tamil Nadu with 1463 points topped the index table whereas Himachal Pradesh with 961 points stood at the bottom.

In the case of Rural Labourers, it recorded an increase of 11 to 20 points in 2 States, 1 to 10 points in 12 States and a decrease of 1 to 10 points in 6 States. Andhra Pradesh with 1454 points topped the index table whereas Himachal Pradesh with 1018 points stood at the bottom.

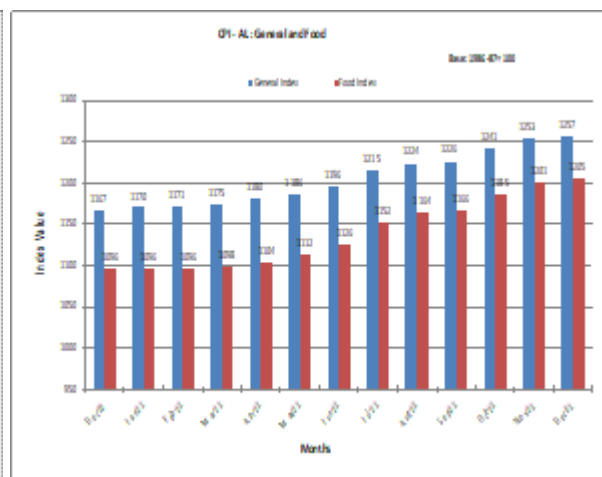
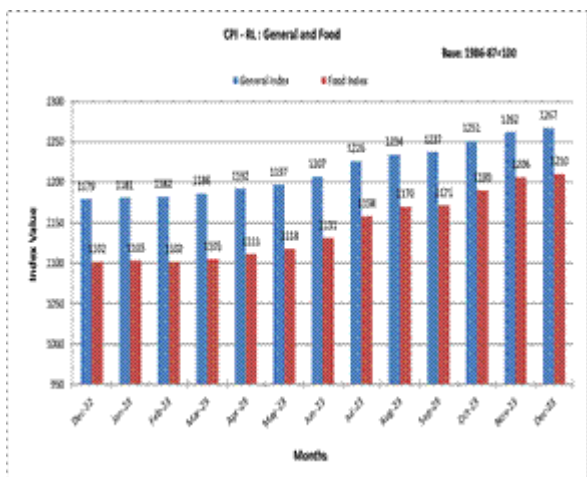
Among States, the maximum increase in both CPI-AL and CPI-RL was experienced by Andhra Pradesh of 17 points and 15 points respectively which was mainly driven by the increased prices of rice, jowar, bajra, ragi, fruits and vegetables (especially brinjal, lady finger, cucumber) etc. Punjab experienced the maximum decrease of 7 points for CPI-AL due to fall in prices of masur dal, onion, chilly green, vegetables and fruits (especially potato, mustard leaves, palak, banana), gur, plastic shoes etc. For CPI-RL, Assam experienced the maximum decrease of 5 points due to decrease in prices of rice, fruits and vegetables (especially cabbage, gourd, brinjal, bhaji saag, potato, pumpkin), ginger, onion, chilly green, poultry etc.

Point to point rate of inflation based on the CPI-AL and CPI-RL stood at 7.71% and 7.46% in December, 2023 compared to 7.37% and 7.13% respectively in November, 2023 and 6.38% and 6.60% respectively during the corresponding month of previous year. Similarly, food inflation stood at 9.95 % and 9.80% in December, 2023 compared to 9.38% and 9.14% respectively in November, 2023 and 5.89 % and 5.76% respectively during the corresponding month of previous year.



1. All-India Consumer Price Index Number (General & Group-wise):

Group	Agricultural Labourers		Rural Labourers	
	November, 2023	December, 2023	November, 2023	December, 2023
<b>General Index</b>	<b>1253</b>	<b>1257</b>	<b>1262</b>	<b>1267</b>
Food	1201	1205	1206	1210
Pan, Supari, etc.	2020	2011	2030	2020
Fuel & Light	1307	1312	1299	1304
Clothing, Bedding & Footwear	1268	1273	1317	1325
Miscellaneous	1281	1285	1285	1289



2. The CPI – AL and RL for the month of January, 2024 will be released on 20<sup>th</sup> February, 2024.

\*\*\*\*\*

**MJPS/NSK**

(Release ID: 1997958) Visitor Counter : 1842

Read this release in: Urdu , Hindi