

All-India Consumer Price Index Numbers for Agricultural and Rural Labourers – January, 2024

Posted On: 20 FEB 2024 9:36PM by PIB Delhi

The All-India Consumer Price Index Number for Agricultural Labourers and Rural Labourers (Base: 1986-87=100) for the month of January, 2024 increased by 1 point each to stand at 1258 and 1268 points respectively. The major contribution towards rise in the general index of Agricultural Labourers and Rural Labourers came from miscellaneous group to the extent of 1.57 and 1.55 points and fuel and light group to the extent of 1.16 and 1.10 points respectively mainly due to increase in prices of medicines, doctors' fees, barber charges, washing soap, cinema tickets, firewood, etc.

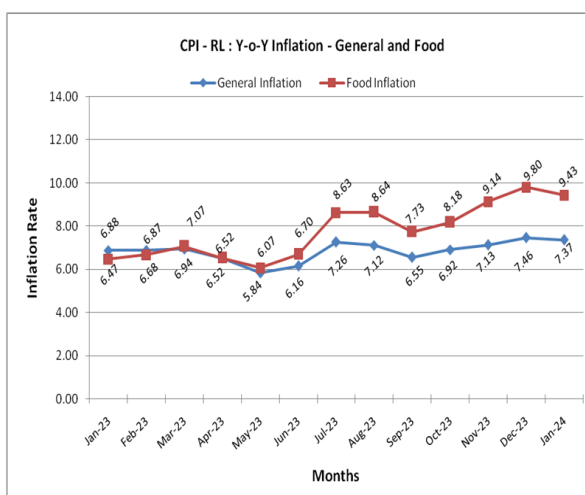
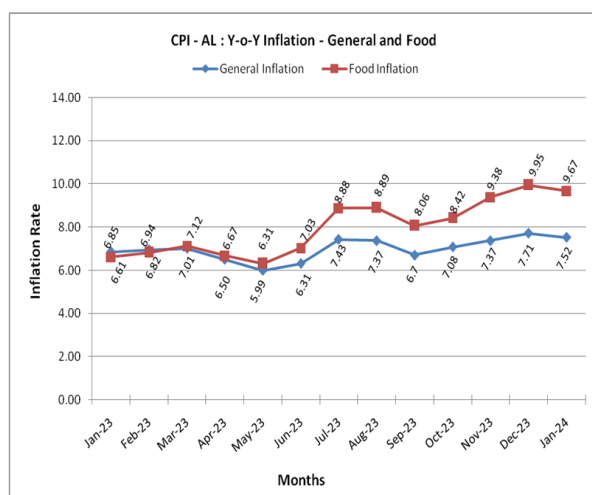
There had been a mixed trend in the indices of constituent States. For both CPI-AL and CPI-RL, ten states experienced a decrease in index while one state saw no change in index.

In the case of Agricultural Labourers, it recorded an increase of 1 to 10 points in 9 States, a decrease of 1 to 5 points in 10 states and remained same for 1 state. Tamil Nadu with 1470 points topped the index table whereas Himachal Pradesh with 970 points stood at the bottom.

In the case of Rural Labourers, it recorded an increase of 1 to 10 points in 9 states, a decrease of 1 to 5 points in 10 states and remained same in 1 state. Andhra Pradesh with 1454 points topped the index table whereas Himachal Pradesh with 1020 points stood at the bottom.

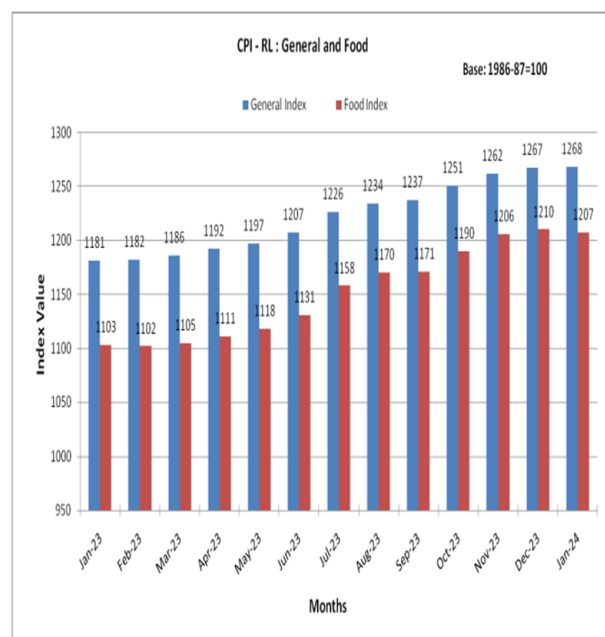
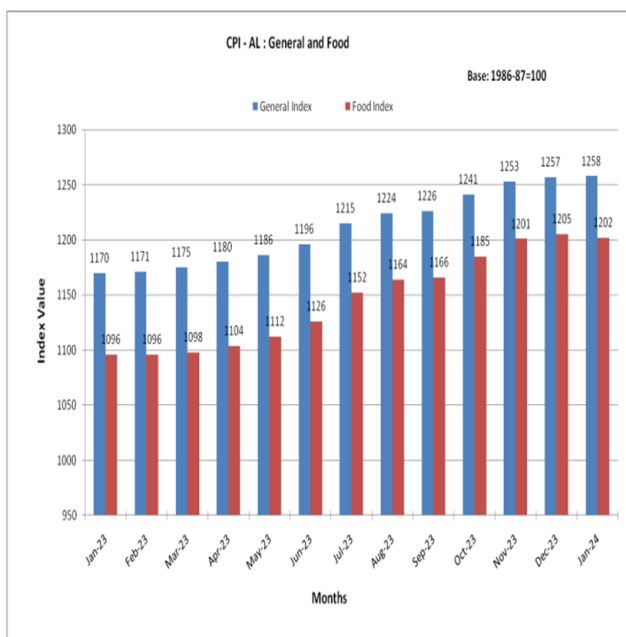
Among states, the maximum increase in CPI-AL was experienced by Himachal Pradesh of 9 points which was mainly driven by the increased prices of garlic, guava, plastic chappal, medicines etc. For CPI-RL, Madhya Pradesh experienced the maximum increase of 10 points due to rise in prices of wheat atta, jowar, maize, vegetables & fruits, garlic, mixed spices, leather and plastic shoes etc. Three states namely Assam, Bihar and West Bengal saw a fall of 5 points each in CPI-AL mainly driven by fall in prices of rice, mustard oil, fish fresh, onion, chilies green, vegetables & fruits etc. For CPI-RL, Tripura experienced the maximum decrease of 5 points due to decrease in prices of meat, fish & eggs, spices, vegetables & fruits etc.

Point to point rate of inflation based on the CPI-AL and CPI-RL stood at 7.52% And 7.37% in January, 2024 compared to 7.71% and 7.46% in December, 2023 and 6.85% and 6.88% respectively during the corresponding month of previous year. Similarly, food inflation stood at 9.67% and 9.43% in January, 2024 compared to 9.95% and 9.80% in December, 2023 and 6.61 % and 6.47% respectively during the corresponding month of previous year.



All-India Consumer Price Index Number (General & Group-wise):

Group	Agricultural Labourers		Rural Labourers	
	December, 2023	January, 2024	December, 2023	January, 2024
General Index	1257	1258	1267	1268
Food	1205	1202	1210	1207
Pan, Supari, etc.	2011	2025	2020	2035
Fuel & Light	1312	1325	1304	1318
Clothing, Bedding & Footwear	1273	1276	1325	1331
Miscellaneous	1285	1298	1289	1302



The CPI – AL and RL for the month of February, 2024 will be released on 20th March, 2024.

MJPS/NSK

(Release ID: 2007552)